

# STATISTIK PERKEBUNAN INDONESIA

*Tree Crop Estate Statistics Of Indonesia*

**2014 - 2016**

# KELAPA SAWIT

**Palm Oil**



**Direktorat Jenderal Perkebunan**  
*Directorate General of Estate Crops*

**Jakarta, Desember 2015**  
*Jakarta, December 2015*

**STATISTIK PERKEBUNAN INDONESIA 2014-2016**  
*TREE CROP ESTATE STATISTICS OF INDONESIA 2014-2016*



**Naskah/Manuscript**  
**Direktorat Jenderal Perkebunan,**  
*Directorate General of Estate Crops*  
**Kementerian Pertanian**  
*Ministry of Agriculture*

**Penasehat/Advisor:**  
Ir. Irmijati Rachmi Nurbahar, M.Sc.

**Penyunting/Senior Editors:**  
Ir. Muh. Edi Subiyantoro, MM  
Yanuar Arianto, STP, MM

**Staf Penyunting/Editorial Staffs:**  
Widya Khonik Zuraina, S.Si  
Eko Pudjianto, S.Kom  
Asep Udin, S.Kom  
Neny Kurniawati, S.Si  
Susilo Novianto Damarjati, A.Md.

**Diterbitkan oleh/Published by**  
**Direktorat Jenderal Perkebunan**  
*Directorate General of Estate Crops*

Jl. Harsono RM No. 3 Gedung C  
Pasar Minggu - Jakarta 12550  
Kotak Pos 1060/Jkt,10010  
Tlp. : 021 - 7815380 - 4  
Fax. : 021 - 715486 - 7815586

**Jakarta, Desember 2015**  
*Jakarta, December 2015*

# Kata Pengantar



Komoditas perkebunan merupakan andalan bagi pendapatan nasional dan devisa negara Indonesia, yang dapat dilihat dari nilai ekspor komoditas perkebunan, pada Tahun 2014 total ekspor perkebunan mencapai US\$ 28,234 milyar atau setara dengan Rp. 367,040 triliun (asumsi 1 US\$ = Rp. 13.000,00). Kontribusi sub sektor perkebunan terhadap perekonomian nasional semakin meningkat dan diharapkan dapat memperkuat pembangunan perkebunan secara menyeluruh. Agar informasi perkebunan dapat tersebar secara luas, setiap tahun diterbitkan Buku Statistik Perkebunan Indonesia yang menyajikan data secara handal, sahih, objektif, mutakhir dan konsisten.

Statistik Perkebunan Indonesia Tahun 2014-2016 menyajikan data luas areal, produksi, produktivitas baik secara nasional maupun provinsi menurut status pengusahaannya yaitu Perkebunan Rakyat, Perkebunan Besar Negara dan Perkebunan Besar Swasta. Penyajian data juga dilengkapi dengan data ekspor dan impor untuk masing-masing komoditas yang mencakup negara tujuan/asal, volume dan nilai, harga di dalam dan luar negeri serta untuk beberapa komoditas tertentu disajikan data keseimbangan dunia.

Data yang disajikan merupakan hasil sinkronisasi dan validasi data statistik perkebunan 2014-2016 yang dilaksanakan secara berjenjang dari tingkat kabupaten sampai tingkat nasional dengan mengacu pada Pedoman Pelaksanaan Pengelolaan Data Komoditas Perkebunan yang diterbitkan Direktorat Jenderal Perkebunan. Data tersebut meliputi angka tetap (ATAP) Tahun 2014, angka sementara (ASEM) Tahun 2015 dan angka estimasi (AESTI) Tahun 2016. Data yang disajikan bersumber dari data primer yang dikumpulkan dari dinas yang membidangi perkebunan di provinsi dan data sekunder yang dikutip dari data yang diterbitkan oleh Badan Pusat Statistik (BPS), Kementerian Perindustrian, Kementerian Perdagangan, Bank Indonesia, dan publikasi yang diterbitkan oleh asosiasi-asosiasi perkebunan baik dalam maupun luar negeri.

Buku ini dapat diterbitkan, atas dukungan dan kerjasama yang baik dari berbagai pihak. Untuk itu, pada kesempatan ini, kami mengucapkan terima kasih atas dukungan dan kerjasama tersebut. Kami menyadari bahwa buku yang diterbitkan ini masih jauh dari sempurna. Untuk itu, kritik dan saran yang sifatnya membangun sangat diharapkan sebagai bahan masukan dalam perbaikan penerbitan di masa datang.

Semoga apa yang disajikan dalam buku ini dapat digunakan oleh berbagai kalangan dan para pengguna data serta dapat dijadikan acuan dalam pengambilan kebijakan.

Jakarta, Desember 2015  
DIREKTUR JENDERAL PERKEBUNAN



Ir. Gamal Nasir, MS

NIP. 19560728 198603 1 001

# Preface



**T**he estate crop commodities is the mainstay of national income and Indonesia's foreign exchange which can be seen from export value of the estate crop commodities. In 2014, total export of the estate crops was US \$ 28.234 billion or equivalent to Rp. 367.040 trillion (assumed 1 US \$ = Rp. 13,000.00). The contribution of estate crops sub sector to the national economy tends to increase from year to year and expected to strengthen overall national development. Furthermore, to spread estate crops information widely, The Estate Crop Statistics of Indonesia is published every year that presented reliable, valid, objective, up to date and consistent data.

**T**he Estate Crop Statistics of Indonesia 2014-2016 presents area, production and productivity data by province and district level of smallholder, government and private estates. It is completed by volume, value of both export and import data, price data for domestic and world market and also world balance data for some commodities.

**D**ata presented are the result of synchronization and validation of the estate crop statistical data 2014-2016 which are held hierarchical from the district to the national level by using guidelines of data management of estate crop commodities. In this edition, data of the 2014 are presented as fixed data, data of the 2015 are the preliminary data and data of the 2016 are the estimation. The primary data were collected from the Estate Crops Province Level and the secondary data were collected from related institution such as Board of Central Statistics, Ministry of Industry, Ministry of Trade, Central Bank of Indonesia, the publication of Estate Commodity Associations and others.

**I**t would have been impossible to compile this book without substantial support and contribution from many institutions. At this opportunity, we would like to thank all for their support and cooperation. We realize that the publication still needs further improvement. We would greatly appreciate comments and suggestions for future improvement.

**H**opefully this publication will have high values for users and references for policy makers.

Jakarta, December 2015

**DIRECTOR GENERAL OF ESTATE CROPS**



**Ir. Gamal Nasir, MS**

NIP. 19560728 198603 1 001

# Daftar Isi

## Contents

|  |     |
|--|-----|
| <b>Kata Pengantar</b><br><i>Preface</i> .....        | iii |
| <b>Daftar Isi</b><br><i>Contents</i> .....           | v   |
| <b>Daftar Gambar</b><br><i>List of Figures</i> ..... | vi  |
| <b>Daftar Tabel</b><br><i>List of Tables</i> .....   | vii |

# Daftar Gambar

## List of Figures

**Gambar 1. Perbandingan Luas Areal dan Produksi Kelapa Sawit Menurut Status Pengusahaan Tahun 2014**

*Figure* Area and Production Comparison Graph of Palm Oil by Farming Category, 2014..... 1

**Gambar 2. Perkembangan Luas Areal, Produksi, Produktivitas dan Volume ekspor-Import Kelapa Sawit Tahun 2008-2014**

*Figure* Area, Production, Productivity and Export-Import Volume Trends Graph of Palm Oil, 2008 - 2014..... 2

# Daftar Tabel

## List of Tables

|                  |  |           |
|------------------|--|-----------|
| <b>Tabel 1.</b>  | <b>Luas Areal dan Produksi Kelapa Sawit (Minyak Sawit), Menurut Status Pengusahaan Tahun 1970 - 2015</b>               |           |
| <i>Table</i>     | <i>Area Palm Oil (Crude Palm Oil) Production by Farming Category, 1970 - 2015.....</i>                                 | <i>3</i>  |
| <b>Tabel 2.</b>  | <b>Luas Areal Dan Produksi Kelapa Sawit Inti Sawit, Menurut Status Pengusahaan Tahun 1970 - 2015</b>                   |           |
| <i>Table</i>     | <i>Area and Palm Oil Production by Farming Category, 1970 - 2015.....</i>  | <i>4</i>  |
| <b>Tabel 3.</b>  | <b>Volume dan Nilai Ekspor Minyak Sawit, Tahun 1981 - 2014</b>   |           |
| <i>Table</i>     | <i>Export Volume and value of Crude Palm Oil (CPO), 1981 - 2014.....</i>   | <i>5</i>  |
| <b>Tabel 4.</b>  | <b>Volume dan Nilai Ekspor Minyak Inti Sawit, Tahun 1981 - 2014</b>  |           |
| <i>Table</i>     | <i>Export Volume and value of Kernel Palm Oil (CPO), 1981 - 2014.....</i>  | <i>6</i>  |
| <b>Tabel 5.</b>  | <b>Volume dan Nilai Ekspor Kelapa Sawit, Tahun 1981 - 2014</b>   |           |
| <i>Table</i>     | <i>Export Volume and Value of Palm Oil, 1981 - 2014.....</i>   | <i>7</i>  |
| <b>Tabel 6.</b>  | <b>Volume dan Nilai Impor Kelapa Sawit Tahun, 1981 - 2014</b>  |           |
| <i>Table</i>     | <i>Import Volume and Value of Palm Oil, 1981 - 2014.....</i>   | <i>8</i>  |
| <b>Tabel 7.</b>  | <b>Luas Areal dan Produksi Kelapa Sawit Menurut Provinsi dan Status Pengusahaan Tahun 2014</b>                         |           |
| <i>Table</i>     | <i>Area and Palm Oil Production by Province and Farming Category, 2014 ...</i>   | <i>9</i>  |
| <b>Tabel 8.</b>  | <b>Luas Areal dan Produksi Kelapa Sawit Menurut Provinsi dan Status Pengusahaan Tahun 2015*)</b>                       |           |
| <i>Table</i>     | <i>Area and Palm Oil Production by Province and Farming Category, 2015*)</i>   | <i>10</i> |
| <b>Tabel 9.</b>  | <b>Luas Areal dan Produksi Kelapa Sawit Menurut Provinsi dan Status Pengusahaan Tahun 2016**)</b>                      |           |
| <i>Table</i>     | <i>Area and Palm Oil Production by Province and Farming Category, 2016**)</i>  | <i>11</i> |
| <b>Tabel 10.</b> | <b>Luas Tanaman Menghasilkan (TM) dan Produksi Kelapa Sawit Menurut Provinsi dan Status Pengusahaan, Tahun 2014</b>    |           |
| <i>Table</i>     | <i>Mature Area and Palm Oil Production by Province and Farming Category, 2014.....</i>                                 | <i>12</i> |
| <b>Tabel 11.</b> | <b>Luas Tanaman Menghasilkan (TM) dan Produksi Kelapa Sawit Menurut Provinsi dan Status Pengusahaan, Tahun 2015*)</b>  |           |
| <i>Table</i>     | <i>Mature Area and Palm Oil Production by Province and Farming Category, 2015*).....</i>                               | <i>13</i> |
| <b>Tabel 12.</b> | <b>Luas Tanaman Menghasilkan (TM) dan Produksi Kelapa Sawit Menurut Provinsi dan Status Pengusahaan, Tahun 2016**)</b> |           |
| <i>Table</i>     | <i>Mature Area and Palm Oil Production by Province and Farming Category, 2016**)</i>                                   | <i>14</i> |

|                  |   |    |
|------------------|---|----|
| <b>Tabel 13.</b> | <b>Luas Areal dan Produksi Kelapa Sawit Perkebunan Rakyat, Besar Negara, Besar Swasta Nasional dan Besar Swasta Asing (PR+PBN+PBS+PBSA) Menurut Provinsi dan Keadaan Tanaman, Tahun 2014</b>    |    |
| <i>Table</i>     | <i>Area and Palm Oil Production of Smallholder, Government, National private, and Foreign Private by Province and Tree Crop Classification, 2014</i> .....                                      | 15 |
| <b>Tabel 14.</b> | <b>Luas Areal dan Produksi Kelapa Sawit Perkebunan Rakyat, Besar Negara, Besar Swasta Nasional dan Besar Swasta Asing (PR+PBN+PBS+PBSA) Menurut Provinsi dan Keadaan Tanaman, Tahun 2015*)</b>  |    |
| <i>Table</i>     | <i>Area and Palm Oil Production of Smallholder, Government, National private, and Foreign Private by Province and Tree Crop Classification, 2015*)</i> .....                                    | 16 |
| <b>Tabel 15.</b> | <b>Luas Areal dan Produksi Kelapa Sawit Perkebunan Rakyat, Besar Negara, Besar Swasta Nasional dan Besar Swasta Asing (PR+PBN+PBS+PBSA) Menurut Provinsi dan Keadaan Tanaman, Tahun 2016**)</b> |    |
| <i>Table</i>     | <i>Area and Palm Oil Production of Smallholder, Government, National Private, and Foreign Private by Province and Tree Crop Classification, 2016**)</i> .....                                   | 17 |
| <b>Tabel 16.</b> | <b>Luas Areal dan Produksi Kelapa Sawit Perkebunan Rakyat Menurut Provinsi dan Keadaan Tanaman, Tahun 2014</b>  |    |
| <i>Table</i>     | <i>Area and Palm Oil Production of Smallholder By Province and Tree Crop Classification, 2014</i> .....   | 18 |
| <b>Tabel 17.</b> | <b>Luas Areal dan Produksi Kelapa Sawit Perkebunan Rakyat Menurut Kabupaten dan Keadaan Tanaman, Tahun 2014</b>   |    |
| <i>Table</i>     | <i>Area and Palm Oil Production of Smallholder by District and Tree Crop Classification, 2014</i> .....   | 19 |
| <b>Tabel 18.</b> | <b>Luas Areal dan Produksi Kelapa Sawit Perkebunan Rakyat Menurut Provinsi dan Keadaan Tanaman, Tahun 2015*)</b>  |    |
| <i>Table</i>     | <i>Area and Palm Oil Production of Smallholder By Province and Tree Crop Classification, 2015*)</i> .....   | 27 |
| <b>Tabel 19.</b> | <b>Luas Areal dan Produksi Kelapa Sawit Perkebunan Rakyat Menurut Provinsi dan Keadaan Tanaman, Tahun 2016**)</b>   |    |
| <i>Table</i>     | <i>Area and Palm Oil Production of Smallholder By Province and Tree Crop Classification, 2016**)</i> .....  | 28 |
| <b>Tabel 20.</b> | <b>Luas Areal dan Produksi Kelapa Sawit Perkebunan Besar Negara Menurut Provinsi dan Keadaan Tanaman, Tahun 2014</b>  |    |
| <i>Table</i>     | <i>Area and Palm Oil Production of Government Estate by Province and Tree Crop Classification, 2014</i> .....   | 29 |
| <b>Tabel 21.</b> | <b>Luas Areal dan Produksi Kelapa Sawit Perkebunan Besar Negara Menurut Kabupaten dan Keadaan Tanaman, Tahun 2014</b>   |    |
| <i>Table</i>     | <i>Area and Palm Oil Production of Government Estate by District and Tree Crop Classification, 2014</i> .....   | 30 |

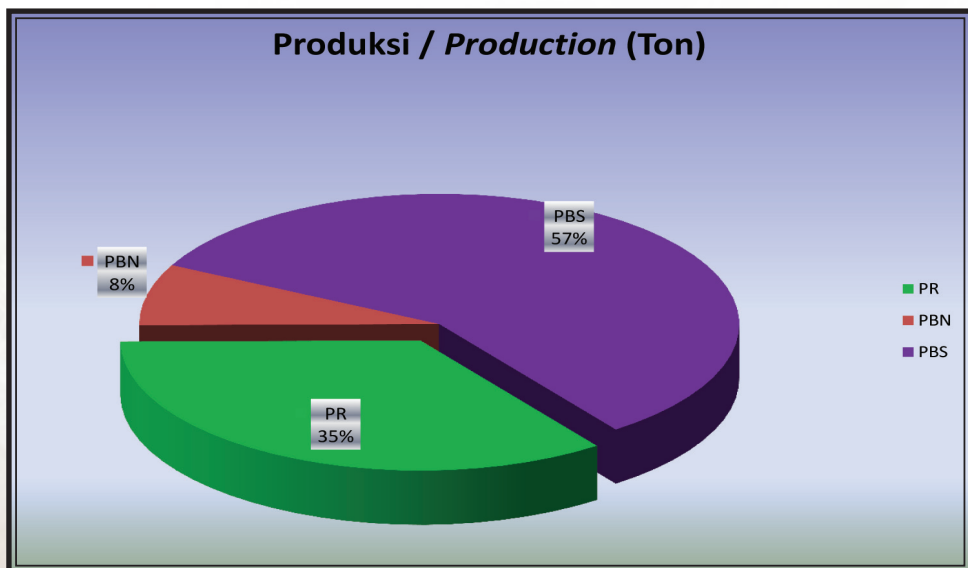
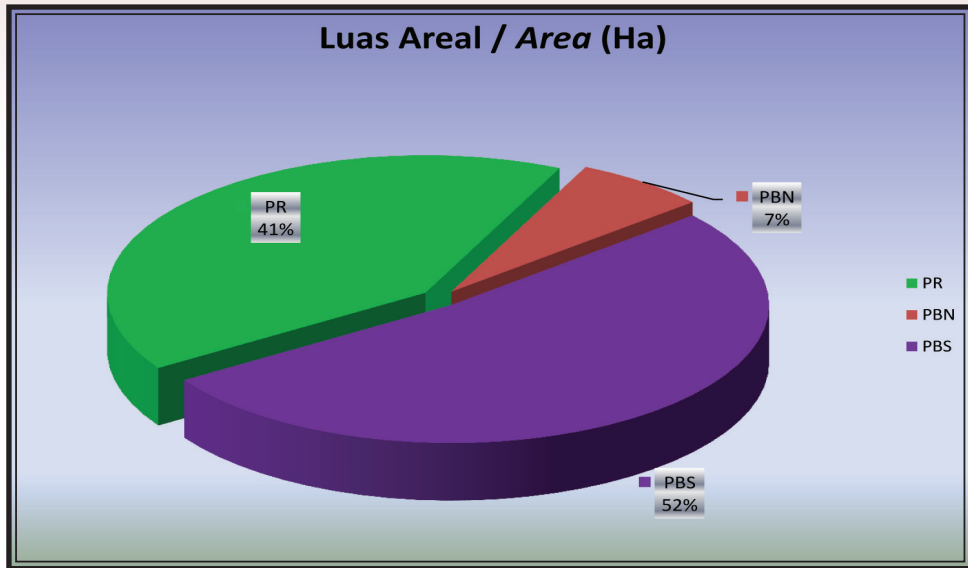
|                  |  |    |
|------------------|--|----|
| <b>Tabel 22.</b> | <b>Luas Areal dan Produksi Kelapa Sawit Perkebunan Besar Negara Menurut Provinsi dan Keadaan Tanaman, Tahun 2015*)</b>           |    |
| <i>Table</i>     | <i>Area and Palm Oil Production of Government Estate by Province and Tree Crop Classification, 2015*)</i> .....                  | 34 |
| <b>Tabel 23.</b> | <b>Luas Areal dan Produksi Kelapa Sawit Perkebunan Besar Negara Menurut Provinsi dan Keadaan Tanaman, Tahun 2016**)</b>          |    |
| <i>Table</i>     | <i>Area and Palm Oil Production of Government Estate by Province and Tree Crop Classification, 2016**)</i> .....                 | 35 |
| <b>Tabel 24.</b> | <b>Luas Areal dan Produksi Kelapa Sawit Perkebunan Besar Swasta Nasional Menurut Provinsi dan Keadaan Tanaman, Tahun 2014</b>    |    |
| <i>Table</i>     | <i>Area and Palm Oil Production of Private Estate by Province and Tree Crop Classification, 2014</i> .....                       | 36 |
| <b>Tabel 25.</b> | <b>Luas Areal dan Produksi Kelapa Sawit Perkebunan Besar Swasta Nasional Menurut Kabupaten dan Keadaan Tanaman, Tahun 2014</b>   |    |
| <i>Table</i>     | <i>Area and Palm Oil Production of Private Estate by District and Tree Crop Classification, 2014</i> .....                       | 37 |
| <b>Tabel 26.</b> | <b>Luas Areal dan Produksi Kelapa Sawit Perkebunan Besar Swasta Nasional Menurut Provinsi dan Keadaan Tanaman, Tahun 2015*)</b>  |    |
| <i>Table</i>     | <i>Area and Palm Oil Production of Private Estate by Province and Tree Crop Classification, 2015*)</i> .....                     | 43 |
| <b>Tabel 27.</b> | <b>Luas Areal dan Produksi Kelapa Sawit Perkebunan Besar Swasta Nasional Menurut Provinsi dan Keadaan Tanaman, Tahun 2016**)</b> |    |
| <i>Table</i>     | <i>Area and Palm Oil Production of Private Estate by Province and Tree Crop Classification, 2016**)</i> .....                    | 44 |
| <b>Tabel 28.</b> | <b>Luas Areal dan Produksi Kelapa Sawit Perkebunan Besar Swasta Asing Menurut Provinsi dan Keadaan Tanaman Tahun 2014</b>        |    |
| <i>Table</i>     | <i>Area and Palm Oil Production of Foreign Private Estate by Province and Tree Crop Classification, 2014</i> .....               | 45 |
| <b>Tabel 29.</b> | <b>Luas Areal dan Produksi Kelapa Sawit Perkebunan Besar Swasta Asing Menurut Kabupaten dan Keadaan Tanaman, Tahun 2014</b>      |    |
| <i>Table</i>     | <i>Area and Palm Oil Production of Foreign Private Estate by District and Tree Crop Classification, 2014</i> .....               | 46 |
| <b>Tabel 30.</b> | <b>Luas Areal dan Produksi Kelapa Sawit Perkebunan Besar Swasta Asing Menurut Provinsi dan Keadaan Tanaman Tahun 2015*)</b>      |    |
| <i>Table</i>     | <i>Area and Palm Oil Production of Foreign Private Estate by Province and Tree Crop Classification, 2015*)</i> .....             | 47 |
| <b>Tabel 31.</b> | <b>Luas Areal dan Produksi Kelapa Sawit Perkebunan Besar Swasta Asing Menurut Provinsi dan Keadaan Tanaman Tahun 2016**)</b>     |    |
| <i>Table</i>     | <i>Area and Palm Oil Production of Foreign Private Estate by Province and Tree Crop Classification, 2016**)</i> .....            | 48 |

|                  |   |    |
|------------------|---|----|
| <b>Tabel 32.</b> | <b>Luas Areal dan Produksi Kelapa Sawit Perkebunan Besar Swasta Nasional Dan Asing Menurut Provinsi dan Keadaan Tanaman Tahun 2014</b>    |    |
| <i>Table</i>     | <i>Area and Palm Oil Of National Private Estate and Foreign Private Estate By Province and Tree Crop Classification, 2014.....</i>        | 49 |
| <b>Tabel 33.</b> | <b>Luas Areal dan Produksi Kelapa Sawit Perkebunan Besar Swasta Nasional dan Asing Menurut Kabupaten dan Keadaan Tanaman Tahun 2014</b>   |    |
| <i>Table</i>     | <i>Area and Palm Oil Of National Private Estate and Foreign Private Estate By District and Tree Crop Classification, 2014.....</i>        | 50 |
| <b>Tabel 34.</b> | <b>Luas Areal Dan Produksi Kelapa Sawit Perkebunan Besar Swasta Nasional dan Asing Menurut Provinsi dan Keadaan Tanaman Tahun 2015*)</b>  |    |
| <i>Table</i>     | <i>Area and Palm Oil Of National Private Estate and Foreign Private Estate By Province and Tree Crop Classification, 2015*).....</i>      | 56 |
| <b>Tabel 35.</b> | <b>Luas Areal dan Produksi Kelapa Sawit Perkebunan Besar Swasta Nasional dan Asing Menurut Provinsi dan Keadaan Tanaman Tahun 2016**)</b> |    |
| <i>Table</i>     | <i>Area and Palm Oil Of National Private Estate and Foreign Private Estate By Province and Tree Crop Classification, 2016**)......</i>    | 57 |
| <b>Tabel 36.</b> | <b>Volume dan Nilai Ekspor - Impor Minyak Sawit Menurut Negara Tujuan dan Asal Tahun 2014</b>   |    |
| <i>Table</i>     | <i>Export - Import Volume and Value of Palm Oil by Destination and Origin Country, 2014.....</i>  | 58 |
| <b>Tabel 37.</b> | <b>Volume dan Nilai Ekspor - Impor Minyak Inti Sawit Menurut Negara Tujuan dan Asal Tahun 2014</b>  |    |
| <i>Table</i>     | <i>Export - Import Volume and Value of Crude Palm Kernel Oil by Destination and Origin Country, 2014.....</i>                             | 64 |
| <b>Tabel 38.</b> | <b>Perkembangan Harga Rata-rata Tahunan Tandan Buah Segar (TBS) di Pasar Domestik Tahun 2008 - 2014</b>                                   |    |
| <i>Table</i>     | <i>Annually Average Price Trend of Fresh Fruit Bunch (FFB) In Domestic Market, 2008 - 2014.....</i>                                       | 67 |
| <b>Tabel 39.</b> | <b>Perkembangan Harga Rata-rata Bulanan Minyak Kelapa Sawit di Pasar Dunia Tahun 2014</b>   |    |
| <i>Table</i>     | <i>Mounthly Average Price Trend of Crude Palm Oil (CPO) In World Market, 2014.....</i>  | 68 |
| <b>Tabel 40.</b> | <b>Perkembangan Harga Bulanan Minyak Sawit dan Minyak Inti Sawit di Pasar Dunia Tahun 2014</b>  |    |
| <i>Table</i>     | <i>Monthly Price Trend of Palm Oil And Palm Kernel Oil In World Market, 2014.....</i>   | 69 |



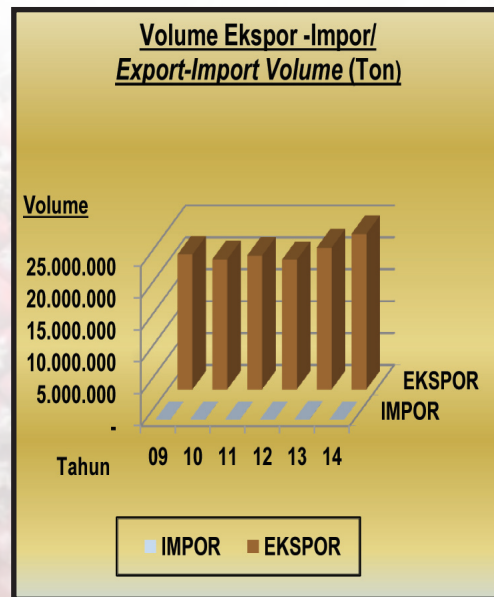
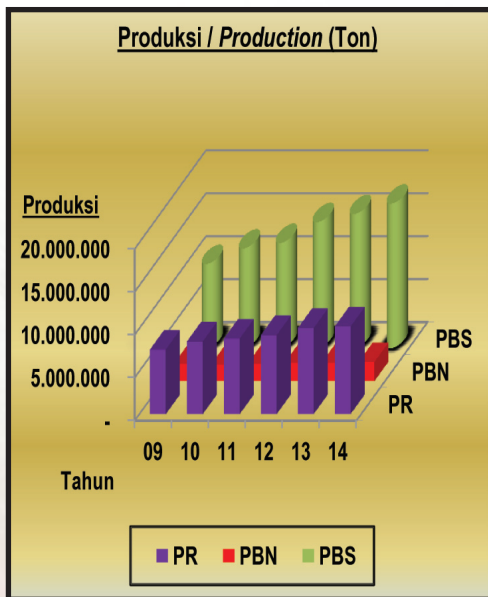
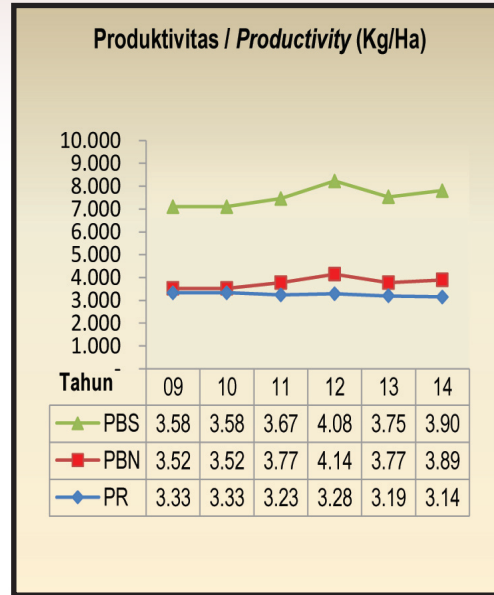
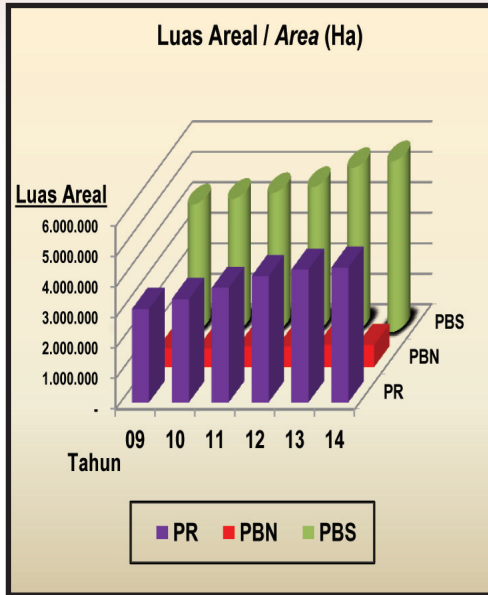
Gambar 1. Perbandingan Luas Areal dan Produksi Kelapa Sawit Menurut Status Pengusahaan Tahun 2014

Figure Area and Production Comparison Graph of Palm Oil by Farming Category, 2014



Gambar 2. Perkembangan Luas Areal, Produksi, Produktivitas dan Volume ekspor-Impor Kelapa Sawit Tahun 2008-2014

Figure Area, Production, Productivity and Export-Import Volume Trends Graph of Palm Oil, 2008 - 2014



**Tabel 1. Luas Areal dan Produksi Kelapa Sawit (Minyak Sawit), Menurut Status Pengusahaan Tahun 1970 - 2015**

**Table Area Palm Oil (Crude Palm Oil) Production by Farming Category, 1970 - 2015**

| Tahun/<br>Year | Luas Areal/Area (Ha) |                    |                 | Jumlah/<br>Total  | Produksi/Production (Ton) |                    |                 | Jumlah/<br>Total  |
|----------------|----------------------|--------------------|-----------------|-------------------|---------------------------|--------------------|-----------------|-------------------|
|                | PR/<br>Smallholder   | PBN/<br>Government | PBS/<br>Private |                   | PR/<br>Smallholder        | PBN/<br>Government | PBS/<br>Private |                   |
| 1970           | -                    | 86.640             | 46.658          | <b>133.298</b>    | -                         | 147.003            | 69.824          | <b>216.827</b>    |
| 1971           | -                    | 91.153             | 47.950          | <b>139.103</b>    | -                         | 170.304            | 79.653          | <b>249.957</b>    |
| 1972           | -                    | 96.562             | 55.497          | <b>152.059</b>    | -                         | 189.261            | 80.203          | <b>269.464</b>    |
| 1973           | -                    | 98.033             | 59.747          | <b>157.780</b>    | -                         | 207.448            | 82.229          | <b>289.677</b>    |
| 1974           | -                    | 117.513            | 64.223          | <b>181.736</b>    | -                         | 243.641            | 104.035         | <b>347.676</b>    |
| 1975           | -                    | 120.940            | 67.885          | <b>188.825</b>    | -                         | 271.171            | 126.082         | <b>397.253</b>    |
| 1976           | -                    | 141.333            | 69.772          | <b>211.105</b>    | -                         | 286.096            | 144.910         | <b>431.006</b>    |
| 1977           | -                    | 148.775            | 71.626          | <b>220.401</b>    | -                         | 336.891            | 120.716         | <b>457.607</b>    |
| 1978           | -                    | 163.465            | 86.651          | <b>250.116</b>    | -                         | 336.224            | 165.060         | <b>501.284</b>    |
| 1979           | 3.125                | 176.408            | 81.406          | <b>260.939</b>    | 760                       | 438.756            | 201.724         | <b>641.240</b>    |
| 1980           | 6.175                | 199.538            | 88.847          | <b>294.560</b>    | 770                       | 498.858            | 221.544         | <b>721.172</b>    |
| 1981           | 5.695                | 213.264            | 100.008         | <b>318.967</b>    | 1.045                     | 533.399            | 265.616         | <b>800.060</b>    |
| 1982           | 8.537                | 224.440            | 96.924          | <b>329.901</b>    | 2.955                     | 598.653            | 285.212         | <b>886.820</b>    |
| 1983           | 37.043               | 261.339            | 107.264         | <b>405.646</b>    | 3.454                     | 710.431            | 269.102         | <b>982.987</b>    |
| 1984           | 40.552               | 340.511            | 130.958         | <b>512.021</b>    | 4.031                     | 814.015            | 329.144         | <b>1.147.190</b>  |
| 1985           | 118.564              | 335.195            | 143.603         | <b>597.362</b>    | 43.016                    | 861.173            | 339.241         | <b>1.243.430</b>  |
| 1986           | 129.904              | 332.694            | 144.182         | <b>606.780</b>    | 53.504                    | 912.306            | 384.919         | <b>1.350.729</b>  |
| 1987           | 203.047              | 365.575            | 160.400         | <b>728.662</b>    | 165.162                   | 988.480            | 352.413         | <b>1.506.055</b>  |
| 1988           | 196.279              | 373.409            | 293.171         | <b>862.859</b>    | 156.148                   | 1.102.692          | 454.495         | <b>1.713.335</b>  |
| 1989           | 223.832              | 366.028            | 383.668         | <b>973.528</b>    | 183.689                   | 1.184.226          | 597.039         | <b>1.964.954</b>  |
| 1990           | 291.338              | 372.246            | 463.093         | <b>1.126.677</b>  | 376.950                   | 1.247.156          | 788.506         | <b>2.412.612</b>  |
| 1991           | 384.594              | 395.183            | 531.219         | <b>1.310.996</b>  | 413.319                   | 1.360.363          | 883.918         | <b>2.657.600</b>  |
| 1992           | 439.468              | 389.761            | 638.241         | <b>1.467.470</b>  | 699.605                   | 1.489.745          | 1.076.900       | <b>3.266.250</b>  |
| 1993           | 502.332              | 380.746            | 730.109         | <b>1.613.187</b>  | 582.021                   | 1.469.156          | 1.370.272       | <b>3.421.449</b>  |
| 1994           | 572.544              | 386.309            | 845.296         | <b>1.804.149</b>  | 839.334                   | 1.571.501          | 1.597.227       | <b>4.008.062</b>  |
| 1995           | 658.536              | 404.732            | 961.718         | <b>2.024.986</b>  | 1.001.443                 | 1.613.848          | 1.864.379       | <b>4.479.670</b>  |
| 1996           | 738.887              | 426.804            | 1.083.823       | <b>2.249.514</b>  | 1.133.547                 | 1.706.852          | 2.058.259       | <b>4.898.658</b>  |
| 1997           | 813.175              | 517.064            | 1.592.057       | <b>2.922.296</b>  | 1.282.823                 | 1.586.879          | 2.578.806       | <b>5.448.508</b>  |
| 1998           | 890.506              | 556.640            | 2.113.050       | <b>3.560.196</b>  | 1.344.569                 | 1.501.747          | 3.084.099       | <b>5.930.415</b>  |
| 1999           | 1.041.046            | 576.999            | 2.283.757       | <b>3.901.802</b>  | 1.547.811                 | 1.468.949          | 3.438.830       | <b>6.455.590</b>  |
| 2000           | 1.166.758            | 588.125            | 2.403.194       | <b>4.158.077</b>  | 1.905.653                 | 1.460.954          | 3.633.901       | <b>7.000.508</b>  |
| 2001           | 1.561.031            | 609.947            | 2.542.457       | <b>4.713.435</b>  | 2.798.032                 | 1.519.289          | 4.079.151       | <b>8.396.472</b>  |
| 2002           | 1.808.424            | 631.566            | 2.627.068       | <b>5.067.058</b>  | 3.426.740                 | 1.607.734          | 4.587.871       | <b>9.622.345</b>  |
| 2003           | 1.854.394            | 662.803            | 2.766.360       | <b>5.283.557</b>  | 3.517.324                 | 1.750.651          | 5.172.859       | <b>10.440.834</b> |
| 2004           | 2.220.338            | 605.865            | 2.458.520       | <b>5.284.723</b>  | 3.847.157                 | 1.617.706          | 5.365.526       | <b>10.830.389</b> |
| 2005           | 2.356.895            | 529.854            | 2.567.068       | <b>5.453.817</b>  | 4.500.769                 | 1.449.254          | 5.911.592       | <b>11.861.615</b> |
| 2006           | 2.549.572            | 687.428            | 3.357.914       | <b>6.594.914</b>  | 5.783.088                 | 2.313.729          | 9.254.031       | <b>17.350.848</b> |
| 2007           | 2.752.172            | 606.248            | 3.408.416       | <b>6.766.836</b>  | 6.358.389                 | 2.117.035          | 9.189.301       | <b>17.664.725</b> |
| 2008           | 2.881.898            | 602.963            | 3.878.986       | <b>7.363.847</b>  | 6.923.042                 | 1.938.134          | 8.678.612       | <b>17.539.788</b> |
| 2009           | 3.061.413            | 630.512            | 4.181.369       | <b>7.873.294</b>  | 7.517.716                 | 2.005.880          | 9.800.697       | <b>19.324.293</b> |
| 2010           | 3.387.257            | 631.520            | 4.366.617       | <b>8.385.394</b>  | 8.458.709                 | 1.890.503          | 11.608.907      | <b>21.958.120</b> |
| 2011           | 3.752.480            | 678.378            | 4.561.966       | <b>8.992.824</b>  | 8.797.924                 | 2.045.562          | 12.253.055      | <b>23.096.541</b> |
| 2012           | 4.137.620            | 683.227            | 4.751.868       | <b>9.572.715</b>  | 9.197.728                 | 2.133.007          | 14.684.783      | <b>26.015.518</b> |
| 2013           | 4.356.087            | 727.767            | 5.381.166       | <b>10.465.020</b> | 10.010.728                | 2.144.651          | 15.626.625      | <b>27.782.004</b> |
| 2014           | 4.422.365            | 729.022            | 5.603.414       | <b>10.754.801</b> | 10.205.395                | 2.229.336          | 16.843.459      | <b>29.278.189</b> |
| 2015*)         | 4.575.101            | 750.160            | 5.975.109       | <b>11.300.370</b> | 10.668.425                | 2.287.077          | 18.328.804      | <b>31.284.306</b> |
| 2016**)        | 4.763.797            | 755.787            | 6.153.277       | <b>11.672.861</b> | 11.267.161                | 2.305.831          | 19.927.699      | <b>33.500.691</b> |

**DIREKTORAT JENDERAL PERKEBUNAN**

*Directorate General of Estate*

Keterangan/Note :

1. Angka Sementara/Preliminary\*)
2. Angka Estimasi/Estimation\*\*)
3. Wujud Produksi/Production : Minyak Sawit/Crude Palm Oil

**Tabel 2. Luas Areal Dan Produksi Kelapa Sawit Inti Sawit, Menurut Status Pengusahaan Tahun 1970 - 2016**

**Table Area and Palm Oil Production by Farming Category, 1970 - 2016**

| Tahun/<br>Year | Luas Areal/Area (Ha) |                    |                 | Jumlah/<br>Total  | Produksi/Production (Ton) |                    |                 | Jumlah/<br>Total |
|----------------|----------------------|--------------------|-----------------|-------------------|---------------------------|--------------------|-----------------|------------------|
|                | PR/<br>Smallholder   | PBN/<br>Government | PBS/<br>Private |                   | PR/<br>Smallholder        | PBN/<br>Government | PBS/<br>Private |                  |
| 1970           | -                    | 86.640             | 46.658          | <b>133.298</b>    | -                         | 33.344             | 15.419          | <b>48.763</b>    |
| 1971           | -                    | 91.153             | 47.950          | <b>139.103</b>    | -                         | 38.875             | 17.632          | <b>56.507</b>    |
| 1972           | -                    | 96.562             | 55.497          | <b>152.059</b>    | -                         | 42.093             | 17.028          | <b>59.121</b>    |
| 1973           | -                    | 98.033             | 59.747          | <b>157.780</b>    | -                         | 46.045             | 17.990          | <b>64.035</b>    |
| 1974           | -                    | 117.513            | 64.223          | <b>181.736</b>    | -                         | 52.454             | 20.631          | <b>73.085</b>    |
| 1975           | -                    | 120.940            | 67.885          | <b>188.825</b>    | -                         | 57.058             | 24.058          | <b>81.116</b>    |
| 1976           | -                    | 141.333            | 69.772          | <b>211.105</b>    | -                         | 55.750             | 27.071          | <b>82.821</b>    |
| 1977           | -                    | 148.775            | 71.626          | <b>220.401</b>    | -                         | 63.633             | 29.351          | <b>92.984</b>    |
| 1978           | -                    | 163.465            | 86.651          | <b>250.116</b>    | -                         | 72.254             | 22.351          | <b>94.605</b>    |
| 1979           | 3.125                | 176.408            | 81.406          | <b>260.939</b>    | -                         | 84.718             | 35.804          | <b>120.522</b>   |
| 1980           | 6.175                | 199.538            | 88.847          | <b>294.560</b>    | -                         | 89.731             | 38.218          | <b>127.949</b>   |
| 1981           | 5.695                | 213.264            | 100.008         | <b>318.967</b>    | -                         | 100.020            | 40.659          | <b>140.679</b>   |
| 1982           | 8.537                | 224.440            | 96.924          | <b>329.901</b>    | 410                       | 109.976            | 46.642          | <b>157.028</b>   |
| 1983           | 37.043               | 261.339            | 107.264         | <b>405.646</b>    | 539                       | 96.338             | 67.539          | <b>164.416</b>   |
| 1984           | 40.552               | 340.511            | 130.958         | <b>512.021</b>    | 826                       | 177.477            | 69.058          | <b>247.361</b>   |
| 1985           | 118.564              | 335.195            | 143.603         | <b>597.362</b>    | 8.816                     | 178.675            | 70.966          | <b>258.457</b>   |
| 1986           | 129.904              | 332.694            | 144.182         | <b>606.780</b>    | 11.663                    | 198.865            | 73.000          | <b>283.528</b>   |
| 1987           | 203.047              | 365.575            | 160.040         | <b>728.662</b>    | 29.933                    | 213.050            | 76.066          | <b>319.049</b>   |
| 1988           | 196.279              | 373.409            | 293.171         | <b>862.859</b>    | 31.230                    | 220.538            | 90.899          | <b>342.667</b>   |
| 1989           | 223.832              | 366.028            | 383.668         | <b>973.528</b>    | 36.736                    | 236.745            | 119.408         | <b>392.889</b>   |
| 1990           | 291.338              | 372.246            | 463.093         | <b>1.126.677</b>  | 75.390                    | 249.431            | 178.982         | <b>503.803</b>   |
| 1991           | 384.594              | 395.183            | 531.219         | <b>1.310.996</b>  | 85.443                    | 285.096            | 180.806         | <b>551.345</b>   |
| 1992           | 439.468              | 389.761            | 638.241         | <b>1.467.470</b>  | 99.822                    | 287.896            | 171.556         | <b>559.274</b>   |
| 1993           | 502.332              | 380.746            | 730.109         | <b>1.613.187</b>  | 104.646                   | 288.762            | 208.821         | <b>602.229</b>   |
| 1994           | 572.544              | 386.309            | 845.296         | <b>1.804.149</b>  | 162.307                   | 338.741            | 295.489         | <b>796.537</b>   |
| 1995           | 658.536              | 404.732            | 961.718         | <b>2.024.986</b>  | 195.533                   | 384.393            | 362.137         | <b>942.063</b>   |
| 1996           | 738.887              | 426.804            | 1.083.823       | <b>2.249.514</b>  | 233.462                   | 396.850            | 454.364         | <b>1.084.676</b> |
| 1997           | 813.175              | 517.064            | 1.592.057       | <b>2.922.296</b>  | 256.565                   | 322.947            | 515.761         | <b>1.095.273</b> |
| 1998           | 890.506              | 556.640            | 2.113.050       | <b>3.560.196</b>  | 268.914                   | 300.349            | 616.820         | <b>1.186.083</b> |
| 1999           | 1.041.046            | 576.999            | 2.283.757       | <b>3.901.802</b>  | 309.562                   | 293.790            | 687.766         | <b>1.291.118</b> |
| 2000           | 1.166.758            | 588.125            | 2.403.194       | <b>4.158.077</b>  | 381.131                   | 292.191            | 726.780         | <b>1.400.102</b> |
| 2001           | 1.561.031            | 609.947            | 2.542.457       | <b>4.713.435</b>  | 557.917                   | 303.858            | 813.901         | <b>1.675.676</b> |
| 2002           | 1.808.424            | 631.566            | 2.627.068       | <b>5.067.058</b>  | 621.346                   | 313.390            | 896.333         | <b>1.831.069</b> |
| 2003           | 1.854.394            | 662.803            | 2.766.360       | <b>5.283.557</b>  | 668.292                   | 350.130            | 1.086.300       | <b>2.104.722</b> |
| 2004           | 2.220.338            | 605.865            | 2.458.520       | <b>5.284.723</b>  | 730.960                   | 355.895            | 1.180.416       | <b>2.267.271</b> |
| 2005           | 2.356.895            | 529.854            | 2.567.068       | <b>5.453.817</b>  | 855.146                   | 318.836            | 1.300.550       | <b>2.474.532</b> |
| 2006           | 2.549.572            | 687.428            | 3.357.914       | <b>6.594.914</b>  | 1.156.618                 | 462.746            | 1.850.806       | <b>3.470.170</b> |
| 2007           | 2.752.172            | 606.248            | 3.408.416       | <b>6.766.836</b>  | 1.271.678                 | 423.407            | 1.837.860       | <b>3.532.945</b> |
| 2008           | 2.881.898            | 602.963            | 3.878.986       | <b>7.363.847</b>  | 1.384.608                 | 387.627            | 1.735.722       | <b>3.507.958</b> |
| 2009           | 3.061.413            | 630.512            | 4.181.369       | <b>7.873.294</b>  | 1.503.543                 | 401.166            | 1.960.139       | <b>3.864.859</b> |
| 2010           | 3.387.257            | 631.520            | 4.366.617       | <b>8.385.394</b>  | 1.691.742                 | 378.101            | 2.321.781       | <b>4.391.624</b> |
| 2011           | 3.752.480            | 678.378            | 4.561.966       | <b>8.992.824</b>  | 1.759.585                 | 409.112            | 2.450.611       | <b>4.619.308</b> |
| 2012           | 4.137.620            | 683.227            | 4.751.868       | <b>9.572.715</b>  | 1.839.546                 | 426.601            | 2.936.957       | <b>5.203.104</b> |
| 2013           | 4.356.087            | 727.767            | 5.381.166       | <b>10.465.020</b> | 2.002.146                 | 428.930            | 3.125.325       | <b>5.556.401</b> |
| 2014           | 4.422.365            | 729.022            | 5.603.414       | <b>10.754.801</b> | 2.041.079                 | 445.867            | 3.368.692       | <b>5.855.638</b> |
| 2015 *)        | 4.575.101            | 750.160            | 5.975.109       | <b>11.300.370</b> | 2.133.685                 | 457.415            | 3.665.761       | <b>6.256.861</b> |
| 2016**)        | 4.763.797            | 755.787            | 6.153.277       | <b>11.672.861</b> | 2.253.432                 | 461.166            | 3.985.540       | <b>6.700.138</b> |

**DIREKTORAT JENDERAL PERKEBUNAN**  
*Directorate General of Estate*

Keterangan/Note :

1. Angka Sementara/Preliminary\*)
2. Angka Estimasi/Estimation\*\*)
3. Wujud Produksi/Production : Minyak Sawit/Crude Palm Oil

**Tabel 3. Volume dan Nilai Ekspor Minyak Sawit, Tahun 1981 - 2015**  
**Table Export Volume and value of Crude Palm Oil (CPO), 1981 - 2015**

| Tahun  | Minyak Sawit |                  | Minyak Sawit Lainnya |                  | Jumlah       |                  |
|--------|--------------|------------------|----------------------|------------------|--------------|------------------|
|        | Volume (Ton) | Nilai (000 US\$) | Volume (Ton)         | Nilai (000 US\$) | Volume (Ton) | Nilai (000 US\$) |
| 1981   | 196.361      | 106.938          | -                    | -                | 196.361      | 106.938          |
| 1982   | 259.476      | 96.247           | -                    | -                | 259.476      | 96.247           |
| 1983   | 345.777      | 111.462          | -                    | -                | 345.777      | 111.462          |
| 1984   | 127.938      | 53.278           | -                    | -                | 127.938      | 53.278           |
| 1985   | 518.760      | 189.407          | -                    | -                | 518.760      | 189.407          |
| 1986   | 504.497      | 97.141           | 62.388               | 15.777           | 566.885      | 112.918          |
| 1987   | 470.880      | 120.444          | 80.238               | 23.171           | 551.118      | 143.615          |
| 1988   | 661.098      | 247.232          | 191.745              | 86.636           | 852.843      | 333.868          |
| 1989   | 661.269      | 200.659          | 120.575              | 43.980           | 781.844      | 244.639          |
| 1990   | 881.991      | 164.898          | 133.589              | 38.609           | 1.015.580    | 203.507          |
| 1991   | 1.084.509    | 308.429          | 83.180               | 27.052           | 1.167.689    | 335.481          |
| 1992   | 970.629      | 332.744          | 59.643               | 23.750           | 1.030.272    | 356.494          |
| 1993   | 1.221.803    | 413.321          | 410.209              | 169.308          | 1.632.012    | 582.629          |
| 1994   | 1.306.615    | 579.153          | 324.588              | 138.658          | 1.631.203    | 717.811          |
| 1995   | 1.004.403    | 590.496          | 260.621              | 156.918          | 1.265.024    | 747.414          |
| 1996   | 986.363      | 487.032          | 685.594              | 338.383          | 1.671.957    | 825.415          |
| 1997   | 1.448.362    | 699.056          | 1.519.227            | 747.044          | 2.967.589    | 1.446.100        |
| 1998   | 403.843      | 220.634          | 1.075.435            | 524.643          | 1.479.278    | 745.277          |
| 1999   | 865.427      | 269.987          | 2.433.560            | 844.255          | 3.298.987    | 1.114.242        |
| 2000   | 1.817.664    | 476.438          | 2.292.363            | 610.840          | 4.110.027    | 1.087.278        |
| 2001   | 1.849.142    | 406.409          | 3.054.076            | 674.497          | 4.903.218    | 1.080.906        |
| 2002   | 2.804.792    | 891.999          | 3.528.916            | 1.200.405        | 6.333.708    | 2.092.404        |
| 2003   | 2.892.130    | 1.062.215        | 3.494.279            | 1.392.411        | 6.386.409    | 2.454.626        |
| 2004   | 3.819.927    | 1.444.422        | 4.841.720            | 1.997.354        | 8.661.647    | 3.441.776        |
| 2005   | 4.564.788    | 1.592.823        | 5.811.004            | 2.163.734        | 10.375.792   | 3.756.557        |
| 2006   | 5.199.287    | 1.993.667        | 5.272.628            | 1.529.143        | 10.471.915   | 3.522.810        |
| 2007   | 5.701.286    | 3.738.652        | 6.174.132            | 4.129.988        | 11.875.418   | 7.868.640        |
| 2008   | 7.904.179    | 6.561.331        | 6.386.508            | 5.814.240        | 14.290.687   | 12.375.571       |
| 2009   | 11.119.997   | 6.709.762        | 5.709.208            | 3.657.859        | 16.829.205   | 10.367.621       |
| 2010   | 11.158.124   | 9.084.888        | 5.133.733            | 4.384.078        | 16.291.856   | 13.468.966       |
| 2011   | 10.428.085   | 10.960.993       | 6.008.117            | 6.300.255        | 16.436.202   | 17.261.247       |
| 2012   | 7.262.831    | 6.676.504        | 11.588.006           | 10.925.676       | 18.850.836   | 17.602.180       |
| 2013   | 6.584.732    | 4.978.533        | 13.993.244           | 10.860.317       | 20.577.976   | 15.838.850       |
| 2014   | 5.726.820    | 4.206.741        | 17.165.567           | 13.258.163       | 22.892.387   | 17.464.905       |
| 2015*) | 5.855.540    | 3.436.895        | 13.188.243           | 8.144.829        | 19.043.783   | 11.581.725       |

**DIREKTORAT JENDERAL PERKEBUNAN**  
**Directorate General of Estate Crops**

Keterangan/Note :

Sumber/Source: Badan Pusat Statistik/Central Bureau Statistic

Tahun 2015 posisi s.d September 2015

**Tabel 4. Volume dan Nilai Ekspor Minyak Inti Sawit, Tahun 1981 - 2015**  
**Table Export Volume and value of Kernel Palm Oil (CPO), 1981 - 2015**

| Tahun  | Minyak Inti Sawit |                  | Minyak Inti Sawit Lainnya |                  | Jumlah       |                  |
|--------|-------------------|------------------|---------------------------|------------------|--------------|------------------|
|        | Volume (Ton)      | Nilai (000 US\$) | Volume (Ton)              | Nilai (000 US\$) | Volume (Ton) | Nilai (000 US\$) |
| 1981   | 4.890             | 1.908            | -                         | -                | 4.890        | 1.908            |
| 1982   | 2.559             | 1.027            | -                         | -                | 2.559        | 1.027            |
| 1983   | -                 | -                | -                         | -                | -            | -                |
| 1984   | 14.722            | 10.324           | -                         | -                | 14.722       | 10.324           |
| 1985   | 98.055            | 48.996           | -                         | -                | 98.055       | 48.996           |
| 1986   | 41.863            | 9.670            | -                         | -                | 41.863       | 9.670            |
| 1987   | 87.302            | 33.160           | -                         | -                | 87.302       | 33.160           |
| 1988   | 121.723           | 58.327           | -                         | -                | 121.723      | 58.327           |
| 1989   | 104.377           | 43.526           | 31.070                    | 4.563            | 135.447      | 48.089           |
| 1990   | 122.279           | 39.135           | 36.024                    | 5.047            | 158.303      | 44.182           |
| 1991   | 113.339           | 39.902           | 22.983                    | 32.852           | 136.322      | 72.754           |
| 1992   | 206.181           | 103.986          | 16.360                    | 5.855            | 222.541      | 109.841          |
| 1993   | 259.931           | 108.426          | 15.294                    | 1.762            | 275.225      | 110.188          |
| 1994   | 314.305           | 173.167          | 26.199                    | 4.416            | 340.504      | 177.583          |
| 1995   | 290.061           | 184.542          | 21.338                    | 2.725            | 311.399      | 187.267          |
| 1996   | 336.653           | 234.475          | 4.665                     | 693              | 341.318      | 235.168          |
| 1997   | 435.707           | 270.735          | 67.272                    | 23.520           | 502.979      | 294.255          |
| 1998   | 243.605           | 140.721          | 103.404                   | 54.726           | 347.009      | 195.447          |
| 1999   | 392.651           | 226.334          | 205.192                   | 121.641          | 597.843      | 347.975          |
| 2000   | 437.357           | 169.550          | 141.468                   | 69.570           | 578.825      | 239.120          |
| 2001   | 1.778             | 170              | 580.148                   | 146.089          | 581.926      | 146.259          |
| 2002   | 5.703             | 975              | 732.713                   | 255.259          | 738.416      | 256.234          |
| 2003   | 7.347             | 1.566            | 652.547                   | 263.112          | 659.894      | 264.678          |
| 2004   | 35.005            | 9.201            | 869.322                   | 493.480          | 904.327      | 502.681          |
| 2005   | 73.150            | 18.305           | 970.045                   | 569.441          | 1.043.195    | 587.746          |
| 2006   | 104.387           | 22.077           | 1.169.652                 | 594.399          | 1.274.039    | 616.476          |
| 2007   | 20.548            | 7.657            | 1.314.776                 | 990.148          | 1.335.324    | 997.805          |
| 2008   | 1.173.099         | 1.210.588        | 2.677.220                 | 524.070          | 3.850.319    | 1.734.658        |
| 2009   | 1.679.250         | 1.072.900        | 2.642.672                 | 164.910          | 4.321.921    | 1.237.810        |
| 2010   | 1.542.650         | 1.697.388        | 2.559.668                 | 247.285          | 4.102.318    | 1.944.673        |
| 2011   | 1.263.455         | 1.899.811        | 3.272.726                 | 592.131          | 4.536.180    | 2.491.943        |
| 2012   | 626.021           | 649.071          | 819.902                   | 846.213          | 1.445.923    | 1.495.284        |
| 2013   | 451.754           | 352.969          | 1.192.778                 | 948.617          | 1.644.532    | 1.301.585        |
| 2014   | 401.267           | 389.300          | 1.078.358                 | 1.151.107        | 1.479.624    | 1.540.408        |
| 2015*) | 470.896           | 419.431          | 807.638                   | 739.336          | 1.278.534    | 1.158.766        |

**DIREKTORAT JENDERAL PERKEBUNAN**  
**Directorate General of Estate Crops**

Keterangan/Note :

Sumber/Source: Badan Pusat Statistik/Central Bureau Statistic

Tahun 2015 posisi s.d September 2015

**Tabel 5. Volume dan Nilai Ekspor Kelapa Sawit, Tahun 1981 - 2015**  
**Table Export Volume and Value of Palm Oil, 1981 - 2015**

| Tahun  | Minyak Sawit dan Minyak Sawit lainnya |                  | Minyak Inti Sawit dan Minyak Inti Sawit lainnya |                  | Jumlah       |                  |
|--------|---------------------------------------|------------------|---|------------------|--------------|------------------|
|        | Volume (Ton)                          | Nilai (000 US\$) | Volume (Ton)                                    | Nilai (000 US\$) | Volume (Ton) | Nilai (000 US\$) |
| 1981   | 196.361                               | 106.938          | 4.890   | 1.908            | 201.251      | 108.846          |
| 1982   | 259.476                               | 96.247           | 2.559   | 1.027            | 262.035      | 97.274           |
| 1983   | 345.777                               | 111.462          | -   | -                | 345.777      | 111.462          |
| 1984   | 127.938                               | 53.278           | 14.722  | 10.324           | 142.660      | 63.602           |
| 1985   | 518.760                               | 189.407          | 98.055  | 48.996           | 616.815      | 238.403          |
| 1986   | 566.885                               | 112.918          | 41.863  | 9.670            | 608.748      | 122.588          |
| 1987   | 551.118                               | 143.615          | 87.302  | 33.160           | 638.420      | 176.775          |
| 1988   | 852.843                               | 333.868          | 121.723   | 58.327           | 974.566      | 392.195          |
| 1989   | 781.844                               | 244.639          | 135.447   | 48.089           | 917.291      | 292.728          |
| 1990   | 1.015.580                             | 203.507          | 158.303   | 44.182           | 1.173.883    | 247.689          |
| 1991   | 1.167.689                             | 335.481          | 136.322   | 72.754           | 1.304.011    | 408.235          |
| 1992   | 1.030.272                             | 356.494          | 222.541   | 109.841          | 1.252.813    | 466.335          |
| 1993   | 1.632.012                             | 582.629          | 275.225   | 110.188          | 1.907.237    | 692.817          |
| 1994   | 1.631.203                             | 717.811          | 340.504   | 177.583          | 1.971.707    | 895.394          |
| 1995   | 1.265.024                             | 747.414          | 311.399   | 187.267          | 1.576.423    | 934.681          |
| 1996   | 1.671.957                             | 825.415          | 341.318   | 235.168          | 2.013.275    | 1.060.583        |
| 1997   | 2.967.589                             | 1.446.100        | 502.979   | 294.255          | 3.470.568    | 1.740.355        |
| 1998   | 1.479.278                             | 745.277          | 347.009   | 195.447          | 1.826.287    | 940.724          |
| 1999   | 3.298.987                             | 1.114.242        | 597.843   | 347.975          | 3.896.830    | 1.462.217        |
| 2000   | 4.110.027                             | 1.087.278        | 578.825   | 239.120          | 4.688.852    | 1.326.398        |
| 2001   | 4.903.218                             | 1.080.906        | 581.926   | 146.259          | 5.485.144    | 1.227.165        |
| 2002   | 6.333.708                             | 2.092.404        | 738.416   | 256.234          | 7.072.124    | 2.348.638        |
| 2003   | 6.386.409                             | 2.454.626        | 659.894   | 264.678          | 7.046.303    | 2.719.304        |
| 2004   | 8.661.647                             | 3.441.776        | 904.327   | 502.681          | 9.565.974    | 3.944.457        |
| 2005   | 10.375.792                            | 3.756.557        | 1.043.195                                       | 587.746          | 11.418.987   | 4.344.303        |
| 2006   | 10.471.915                            | 3.522.810        | 1.274.039                                       | 616.476          | 11.745.954   | 4.139.286        |
| 2007   | 11.875.418                            | 7.868.640        | 1.335.324                                       | 997.805          | 13.210.742   | 8.866.445        |
| 2008   | 14.290.687                            | 12.375.571       | 3.850.319                                       | 1.734.658        | 18.141.006   | 14.110.229       |
| 2009   | 16.829.205                            | 10.367.621       | 4.321.921                                       | 1.237.810        | 21.151.126   | 11.605.431       |
| 2010   | 16.291.856                            | 13.468.966       | 4.102.318                                       | 1.944.673        | 20.394.174   | 15.413.639       |
| 2011   | 16.436.202                            | 17.261.247       | 4.536.180                                       | 2.491.943        | 20.972.382   | 19.753.190       |
| 2012   | 18.850.836                            | 17.602.180       | 1.445.923                                       | 1.495.284        | 20.296.759   | 19.097.463       |
| 2013   | 20.577.976                            | 15.838.850       | 1.644.532                                       | 1.301.585        | 22.222.508   | 17.140.435       |
| 2014   | 22.892.387                            | 17.464.905       | 1.479.624                                       | 1.540.408        | 24.372.011   | 19.005.312       |
| 2015*) | 19.043.783                            | 11.581.725       | 1.278.534                                       | 1.158.766        | 20.322.317   | 12.740.491       |

**DIREKTORAT JENDERAL PERKEBUNAN**  
**Directorate General of Estate Crops**

Keterangan/Note :

Sumber/Source: Badan Pusat Statistik/Central Bureau Statistic

Tahun 2015 posisi s.d September 2015

**Tabel 6. Volume dan Nilai Impor Kelapa Sawit Tahun, 1981 - 2015**  
**Table Import Volume and Value of Palm Oil, 1981 - 2015**

| Tahun  | Impor                     |                  |                         |                  | Jumlah       |                  |
|--------|---------------------------|------------------|-------------------------|------------------|--------------|------------------|
|        | Minyak Kelapa Sawit (CPO) |                  | Minyak Inti Sawit (KPO) |                  | Volume (Ton) | Nilai (000 US\$) |
|        | Volume (Ton)              | Nilai (000 US\$) | Volume (Ton)            | Nilai (000 US\$) |              |                  |
| 1981   | 33.288                    | 17.476           | 37                      | 20               | 33.325       | 17.496           |
| 1982   | 63                        | 42               | 61                      | 20               | 124          | 62               |
| 1983   | 78                        | 29               | 43                      | 18               | 121          | 47               |
| 1984   | 57.630                    | 30.280           | 2.504                   | 1.686            | 60.134       | 31.966           |
| 1985   | 37.182                    | 20.121           | 999                     | 640              | 38.181       | 20.761           |
| 1986   | 8.786                     | 2.100            | 34                      | 29               | 8.820        | 2.129            |
| 1987   | 165.991                   | 62.521           | 0                       | 0                | 165.991      | 62.521           |
| 1988   | 302.190                   | 120.422          | 490                     | 247              | 302.680      | 120.669          |
| 1989   | 412.392                   | 224.904          | 61                      | 35               | 412.453      | 224.939          |
| 1990   | 26.183                    | 7.662            | 530                     | 304              | 26.713       | 7.966            |
| 1991   | 37.874                    | 13.891           | 17.493                  | 7.803            | 55.367       | 21.694           |
| 1992   | 308.743                   | 113.511          | 17.222                  | 12.097           | 325.965      | 125.608          |
| 1993   | 151.939                   | 53.671           | 3.327                   | 1.944            | 155.266      | 55.615           |
| 1994   | 123.637                   | 55.715           | 13.917                  | 7.988            | 137.554      | 63.703           |
| 1995   | 49.785                    | 48.113           | 4.239                   | 3.277            | 54.024       | 51.390           |
| 1996   | 107.553                   | 61.173           | 3.132                   | 2.735            | 110.685      | 63.908           |
| 1997   | 91.680                    | 55.456           | 3.159                   | 3.011            | 94.839       | 58.467           |
| 1998   | 17.618                    | 8.459            | 554                     | 526              | 18.172       | 8.985            |
| 1999   | 1.648                     | 543              | 1.209                   | 1.004            | 2.857        | 1.547            |
| 2000   | 4.350                     | 4.020            | 3.638                   | 2.404            | 7.988        | 6.424            |
| 2001   | 141                       | 60               | 4.974                   | 2.464            | 5.115        | 2.524            |
| 2002   | 9.499                     | 3.267            | 2.362                   | 1.478            | 11.861       | 4.745            |
| 2003   | 4.014                     | 2.201            | 1.592                   | 1.066            | 5.606        | 3.267            |
| 2004   | 4.320                     | 1.937            | 3.564                   | 3.157            | 7.884        | 5.094            |
| 2005   | 10.810                    | 5.374            | 3.257                   | 2.992            | 14.067       | 8.366            |
| 2006   | 1.645                     | 1.287            | 1.386                   | 1.207            | 3.031        | 2.494            |
| 2007   | 1.067                     | 1.023            | 3.594                   | 6.013            | 4.661        | 7.036            |
| 2008   | 8.822                     | 5.013            | 2.172                   | 3.940            | 10.994       | 8.953            |
| 2009   | 21.139                    | 13.191           | 3.345                   | 3.631            | 24.484       | 16.822           |
| 2010   | 46.720                    | 37.801           | 1.791                   | 5.634            | 48.511       | 43.435           |
| 2011   | 23.299                    | 24.939           | 1.311                   | 4.871            | 24.610       | 29.809           |
| 2012   | 616                       | 832              | 640                     | 1.215            | 1.256        | 2.047            |
| 2013   | 65.561                    | 46.979           | 326                     | 496              | 65.887       | 47.475           |
| 2014   | 299                       | 393              | 16                      | 409              | 315          | 802              |
| 2015*) | 7.537                     | 4.583            | 11                      | 31               | 7.548        | 4.614            |

**DIREKTORAT JENDERAL PERKEBUNAN**  
**Directorate General of Estate Crops**

Keterangan/Note :

Sumber/Source: Badan Pusat Statistik/Central Bureau Statistic  
Tahun 2015 posisi s.d September 2015

**Tabel 7. Luas Areal dan Produksi Kelapa Sawit Menurut Provinsi dan Status Pengusahaan Tahun 2014**

**Table Area and Palm Oil Production by Province and Farming Category, 2014**

| No.                                     | Provinsi/Province    | Perkebunan Rakyat<br><i>Smallholder</i> |                                 | Perkebunan Negara<br><i>Government</i> |                                 | Perkebunan Swasta<br><i>Private</i> |                                 | Jumlah/Total          |                                 |
|---|----------------------|---|---------------------------------|--|---------------------------------|-------------------------------------|---------------------------------|-----------------------|---------------------------------|
|   |                      | Luas/<br>Area<br>(Ha)                   | Produksi<br>Production<br>(Ton) | Luas/<br>Area<br>(Ha)                  | Produksi<br>Production<br>(Ton) | Luas/<br>Area<br>(Ha)               | Produksi<br>Production<br>(Ton) | Luas/<br>Area<br>(Ha) | Produksi<br>Production<br>(Ton) |
| 1.                                      | ACEH                 | 214.850                                 | 375.828                         | 36.547                                 | 65.463                          | 168.776                             | 504.326                         | 420.173               | 945.617                         |
| 2.                                      | SUMATERA UTARA       | 416.568                                 | 1.186.866                       | 315.009                                | 1.076.759                       | 664.696                             | 2.606.577                       | 1.396.273             | 4.870.202                       |
| 3.                                      | SUMATERA BARAT       | 192.153                                 | 450.941                         | 9.614                                  | 38.080                          | 174.707                             | 435.792                         | 376.474               | 924.813                         |
| 4.                                      | R I A U              | 1.357.819                               | 3.706.891                       | 85.586                                 | 264.791                         | 847.331                             | 3.021.559                       | 2.290.736             | 6.993.241                       |
| 5.                                      | KEPULAUAN RIAU       | 1.248                                   | 1.109                           | -                                      | -                               | 17.753                              | 43.892                          | 19.001                | 45.001                          |
| 6.                                      | J A M B I            | 436.035                                 | 977.805                         | 23.622                                 | 84.011                          | 233.310                             | 711.919                         | 692.967               | 1.773.735                       |
| 7.                                      | SUMATERA SELATAN     | 408.905                                 | 1.138.141                       | 47.673                                 | 134.694                         | 466.424                             | 1.518.981                       | 923.002               | 2.791.816                       |
| 8.                                      | KEP. BANGKA BELITUNG | 61.505                                  | 100.592                         | -                                      | -                               | 144.702                             | 416.005                         | 206.207               | 516.597                         |
| 9.                                      | BENGKULU             | 190.363                                 | 466.056                         | 4.386                                  | 13.540                          | 99.051                              | 319.222                         | 293.800               | 798.818                         |
| 10.                                     | LAMPUNG              | 114.464                                 | 183.876                         | 17.119                                 | 63.960                          | 53.331                              | 208.068                         | 184.914               | 455.904                         |
| <b>WILAYAH SUMATERA</b>                 |                      | <b>3.393.910</b>                        | <b>8.588.105</b>                | <b>539.556</b>                         | <b>1.741.298</b>                | <b>2.870.081</b>                    | <b>9.786.341</b>                | <b>6.803.547</b>      | <b>20.115.744</b>               |
| 11.                                     | DKI. JAKARTA         | -                                       | -                               | -                                      | -                               | -                                   | -                               | -                     | -                               |
| 12.                                     | JAWA BARAT           | 259                                     | 168                             | 10.226                                 | 27.909                          | 3.139                               | 4.943                           | 13.624                | 33.020                          |
| 13.                                     | BANTEN               | 7.936                                   | 10.401                          | 9.275                                  | 12.869                          | 2.513                               | 1.030                           | 19.724                | 24.300                          |
| 14.                                     | JAWA TENGAH          | -                                       | -                               | -                                      | -                               | -                                   | -                               | -                     | -                               |
| 15.                                     | D.I. YOGYAKARTA      | -                                       | -                               | -                                      | -                               | -                                   | -                               | -                     | -                               |
| 16.                                     | JAWA TIMUR           | -                                       | -                               | -                                      | -                               | -                                   | -                               | -                     | -                               |
| <b>WILAYAH JAWA</b>                     |                      | <b>8.195</b>                            | <b>10.569</b>                   | <b>19.501</b>                          | <b>40.778</b>                   | <b>5.652</b>                        | <b>5.973</b>                    | <b>33.348</b>         | <b>57.320</b>                   |
| 17.                                     | B A L I              | -                                       | -                               | -                                      | -                               | -                                   | -                               | -                     | -                               |
| 18.                                     | NUSA TENGGARA BARAT  | -                                       | -                               | -                                      | -                               | -                                   | -                               | -                     | -                               |
| 19.                                     | NUSA TENGGARA TIMUR  | -                                       | -                               | -                                      | -                               | -                                   | -                               | -                     | -                               |
| <b>WILAYAH NUSA TENGGARA &amp; BALI</b> |                      | <b>-</b>                                | <b>-</b>                        | <b>-</b>                               | <b>-</b>                        | <b>-</b>                            | <b>-</b>                        | <b>-</b>              | <b>-</b>                        |
| 20.                                     | KALIMANTAN BARAT     | 339.866                                 | 492.993                         | 56.205                                 | 125.090                         | 540.336                             | 1.347.432                       | 936.407               | 1.965.515                       |
| 21.                                     | KALIMANTAN TENGAH    | 140.909                                 | 228.682                         | 700                                    | 382                             | 974.324                             | 2.929.175                       | 1.115.933             | 3.158.239                       |
| 22.                                     | KALIMANTAN SELATAN   | 79.693                                  | 156.750                         | 16.886                                 | 54.345                          | 416.318                             | 1.249.471                       | 512.897               | 1.460.566                       |
| 23.                                     | KALIMANTAN TIMUR     | 236.952                                 | 315.733                         | 57.749                                 | 189.813                         | 438.696                             | 901.791                         | 733.397               | 1.407.337                       |
| 24.                                     | KALIMANTAN UTARA     | 24.845                                  | 45.379                          | -                                      | -                               | 128.470                             | 210.324                         | 153.315               | 255.703                         |
| <b>WILAYAH KALIMANTAN</b>               |                      | <b>822.265</b>                          | <b>1.239.538</b>                | <b>131.540</b>                         | <b>369.630</b>                  | <b>2.498.144</b>                    | <b>6.638.193</b>                | <b>3.451.949</b>      | <b>8.247.361</b>                |
| 25.                                     | SULAWESI UTARA       | -                                       | -                               | -                                      | -                               | -                                   | -                               | -                     | -                               |
| 26.                                     | GORONTALO            | 4.306                                   | -                               | -                                      | -                               | -                                   | -                               | 4.306                 | -                               |
| 27.                                     | SULAWESI TENGAH      | 69.686                                  | 127.191                         | 1.133                                  | 1.505                           | 77.093                              | 125.667                         | 147.912               | 254.363                         |
| 28.                                     | SULAWESI SELATAN     | 29.807                                  | 34.919                          | 18.589                                 | 38.149                          | 2.518                               | 5.825                           | 50.914                | 78.893                          |
| 29.                                     | SULAWESI BARAT       | 60.894                                  | 159.575                         | -                                      | -                               | 45.471                              | 125.948                         | 106.365               | 285.523                         |
| 30.                                     | SULAWESI TENGGARA    | 5.913                                   | 128                             | 3.817                                  | 5.614                           | 35.476                              | 65.232                          | 45.206                | 70.974                          |
| <b>WILAYAH SULAWESI</b>                 |                      | <b>170.607</b>                          | <b>321.812</b>                  | <b>23.539</b>                          | <b>45.268</b>                   | <b>160.558</b>                      | <b>322.672</b>                  | <b>354.704</b>        | <b>689.752</b>                  |
| 31.                                     | M A L U K U          | 1.100                                   | -                               | -                                      | -                               | 9.197                               | -                               | 10.297                | -                               |
| 32.                                     | MALUKU UTARA         | -                                       | -                               | -                                      | -                               | -                                   | -                               | -                     | -                               |
| 33.                                     | PAPUA                | 14.884                                  | 8.666                           | 12.079                                 | 24.999                          | 24.397                              | 60.357                          | 51.360                | 94.022                          |
| 34.                                     | PAPUA BARAT          | 11.405                                  | 36.705                          | 2.807                                  | 7.363                           | 35.385                              | 29.923                          | 49.597                | 73.991                          |
| <b>WILAYAH MALUKU &amp; PAPUA</b>       |                      | <b>27.389</b>                           | <b>45.371</b>                   | <b>14.886</b>                          | <b>32.362</b>                   | <b>68.979</b>                       | <b>90.280</b>                   | <b>111.254</b>        | <b>168.013</b>                  |
| <b>I N D O N E S I A</b>                |                      | <b>4.422.365</b>                        | <b>10.205.395</b>               | <b>729.022</b>                         | <b>2.229.336</b>                | <b>5.603.414</b>                    | <b>16.843.459</b>               | <b>10.754.801</b>     | <b>29.278.189</b>               |

**DIREKTORAT JENDERAL PERKEBUNAN**  
**Directorate General of Estate Crops**

Keterangan/Note :

1. Angka Tetap/Fixed
2. Wujud Produksi/Production : Minyak Sawit/Crude Palm Oil

**Tabel 8. Luas Areal dan Produksi Kelapa Sawit Menurut Provinsi dan Status Pengusahaan Tahun 2015\*)**

**Table Area and Palm Oil Production by Province and Farming Category, 2015\*)**

| No.                                     | Provinsi/Province    | Perkebunan Rakyat<br><i>Smallholder</i> |                                 | Perkebunan Negara<br><i>Government</i> |                                 | Perkebunan Swasta<br><i>Private</i> |                                 | Jumlah/Total          |                                 |
|---|----------------------|---|---------------------------------|--|---------------------------------|-------------------------------------|---------------------------------|-----------------------|---------------------------------|
|   |                      | Luas/<br>Area<br>(Ha)                   | Produksi<br>Production<br>(Ton) | Luas/<br>Area<br>(Ha)                  | Produksi<br>Production<br>(Ton) | Luas/<br>Area<br>(Ha)               | Produksi<br>Production<br>(Ton) | Luas/<br>Area<br>(Ha) | Produksi<br>Production<br>(Ton) |
| 1.                                      | ACEH                 | 226.046                                 | 411.933                         | 37.607                                 | 67.158                          | 180.813                             | 551.786                         | 444.466               | 1.030.877                       |
| 2.                                      | SUMATERA UTARA       | 417.357                                 | 1.192.731                       | 324.143                                | 1.104.647                       | 702.382                             | 2.801.868                       | 1.443.882             | 5.099.246                       |
| 3.                                      | SUMATERA BARAT       | 201.202                                 | 488.629                         | 9.893                                  | 39.066                          | 186.500                             | 475.225                         | 397.595               | 1.002.920                       |
| 4.                                      | R I A U              | 1.389.301                               | 3.766.995                       | 88.068                                 | 271.649                         | 904.526                             | 3.294.966                       | 2.381.895             | 7.333.610                       |
| 5.                                      | KEPULAUAN RIAU       | 1.242                                   | 1.221                           | -                                      | -                               | 18.952                              | 47.864                          | 20.194                | 49.085                          |
| 6.                                      | J A M B I            | 463.148                                 | 1.084.524                       | 24.308                                 | 86.187                          | 249.058                             | 776.337                         | 736.514               | 1.947.048                       |
| 7.                                      | SUMATERA SELATAN     | 455.232                                 | 1.240.088                       | 49.056                                 | 138.183                         | 497.908                             | 1.656.426                       | 1.002.196             | 3.034.697                       |
| 8.                                      | KEP. BANGKA BELITUNG | 62.011                                  | 105.233                         | -                                      | -                               | 154.469                             | 453.647                         | 216.480               | 558.880                         |
| 9.                                      | BENGKULU             | 190.838                                 | 469.238                         | 4.513                                  | 13.891                          | 105.737                             | 348.107                         | 301.088               | 831.236                         |
| 10.                                     | LAMPUNG              | 120.205                                 | 185.735                         | 17.615                                 | 65.617                          | 56.930                              | 226.895                         | 194.750               | 478.247                         |
| <b>WILAYAH SUMATERA</b>                 |                      | <b>3.526.582</b>                        | <b>8.946.327</b>                | <b>555.203</b>                         | <b>1.786.398</b>                | <b>3.057.275</b>                    | <b>10.633.121</b>               | <b>7.139.060</b>      | <b>21.365.846</b>               |
| 11.                                     | DKI. JAKARTA         | -                                       | -                               | -                                      | -                               | -                                   | -                               | -                     | -                               |
| 12.                                     | JAWA BARAT           | 261                                     | 178                             | 10.523                                 | 28.632                          | 3.350                               | 5.390                           | 14.134                | 34.200                          |
| 13.                                     | BANTEN               | 7.217                                   | 9.567                           | 9.544                                  | 13.202                          | 2.683                               | 1.123                           | 19.444                | 23.892                          |
| 14.                                     | JAWA TENGAH          | -                                       | -                               | -                                      | -                               | -                                   | -                               | -                     | -                               |
| 15.                                     | D.I. YOGYAKARTA      | -                                       | -                               | -                                      | -                               | -                                   | -                               | -                     | -                               |
| 16.                                     | JAWA TIMUR           | -                                       | -                               | -                                      | -                               | -                                   | -                               | -                     | -                               |
| <b>WILAYAH JAWA</b>                     |                      | <b>7.478</b>                            | <b>9.745</b>                    | <b>20.067</b>                          | <b>41.834</b>                   | <b>6.033</b>                        | <b>6.513</b>                    | <b>33.578</b>         | <b>58.092</b>                   |
| 17.                                     | B A L I              | -                                       | -                               | -                                      | -                               | -                                   | -                               | -                     | -                               |
| 18.                                     | NUSA TENGGARA BARAT  | -                                       | -                               | -                                      | -                               | -                                   | -                               | -                     | -                               |
| 19.                                     | NUSA TENGGARA TIMUR  | -                                       | -                               | -                                      | -                               | -                                   | -                               | -                     | -                               |
| <b>WILAYAH NUSA TENGGARA &amp; BALI</b> |                      | <b>-</b>                                | <b>-</b>                        | <b>-</b>                               | <b>-</b>                        | <b>-</b>                            | <b>-</b>                        | <b>-</b>              | <b>-</b>                        |
| 20.                                     | KALIMANTAN BARAT     | 344.223                                 | 515.112                         | 57.834                                 | 128.330                         | 576.809                             | 1.469.355                       | 978.866               | 2.112.797                       |
| 21.                                     | KALIMANTAN TENGAH    | 141.925                                 | 230.323                         | 720                                    | 392                             | 1.040.092                           | 3.194.222                       | 1.182.737             | 3.424.937                       |
| 22.                                     | KALIMANTAN SELATAN   | 86.760                                  | 176.012                         | 17.375                                 | 55.753                          | 444.419                             | 1.362.530                       | 548.554               | 1.594.295                       |
| 23.                                     | KALIMANTAN TIMUR     | 239.951                                 | 348.107                         | 59.423                                 | 194.730                         | 468.309                             | 983.390                         | 767.683               | 1.526.227                       |
| 24.                                     | KALIMANTAN UTARA     | 24.756                                  | 47.640                          | -                                      | -                               | 137.141                             | 229.355                         | 161.897               | 276.995                         |
| <b>WILAYAH KALIMANTAN</b>               |                      | <b>837.615</b>                          | <b>1.317.194</b>                | <b>135.352</b>                         | <b>379.205</b>                  | <b>2.666.770</b>                    | <b>7.238.852</b>                | <b>3.639.737</b>      | <b>8.935.251</b>                |
| 25.                                     | SULAWESI UTARA       | -                                       | -                               | -                                      | -                               | -                                   | -                               | -                     | -                               |
| 26.                                     | GORONTALO            | 4.306                                   | -                               | -                                      | -                               | -                                   | -                               | 4.306                 | -                               |
| 27.                                     | SULAWESI TENGAH      | 70.366                                  | 136.603                         | 1.166                                  | 1.544                           | 82.296                              | 137.038                         | 153.828               | 275.185                         |
| 28.                                     | SULAWESI SELATAN     | 30.324                                  | 35.693                          | 19.128                                 | 39.137                          | 2.688                               | 6.352                           | 52.140                | 81.182                          |
| 29.                                     | SULAWESI BARAT       | 64.095                                  | 175.180                         | -                                      | -                               | 48.540                              | 137.344                         | 112.635               | 312.524                         |
| 30.                                     | SULAWESI TENGGARA    | 5.968                                   | 203                             | 3.927                                  | 5.759                           | 37.871                              | 71.135                          | 47.766                | 77.097                          |
| <b>WILAYAH SULAWESI</b>                 |                      | <b>175.059</b>                          | <b>347.679</b>                  | <b>24.221</b>                          | <b>46.440</b>                   | <b>171.395</b>                      | <b>351.869</b>                  | <b>370.675</b>        | <b>745.988</b>                  |
| 31.                                     | M A L U K U          | 1.100                                   | -                               | -                                      | -                               | 9.818                               | -                               | 10.918                | -                               |
| 32.                                     | MALUKU UTARA         | -                                       | -                               | -                                      | -                               | -                                   | -                               | -                     | -                               |
| 33.                                     | PAPUA                | 15.528                                  | 9.056                           | 12.429                                 | 25.646                          | 26.044                              | 65.818                          | 54.001                | 100.520                         |
| 34.                                     | PAPUA BARAT          | 11.739                                  | 38.424                          | 2.888                                  | 7.554                           | 37.774                              | 32.631                          | 52.401                | 78.609                          |
| <b>WILAYAH MALUKU &amp; PAPUA</b>       |                      | <b>28.367</b>                           | <b>47.480</b>                   | <b>15.317</b>                          | <b>33.200</b>                   | <b>73.636</b>                       | <b>98.449</b>                   | <b>117.320</b>        | <b>179.129</b>                  |
| <b>I N D O N E S I A</b>                |                      | <b>4.575.101</b>                        | <b>10.668.425</b>               | <b>750.160</b>                         | <b>2.287.077</b>                | <b>5.975.109</b>                    | <b>18.328.804</b>               | <b>11.300.370</b>     | <b>31.284.306</b>               |

**DIREKTORAT JENDERAL PERKEBUNAN**  
**Directorate General of Estate Crops**

Keterangan/Note :

1. Angka Sementara/Preliminary\*)
2. Wujud Produksi/Production : Minyak Sawit/Crude Palm Oil

**Tabel 9. Luas Areal dan Produksi Kelapa Sawit Menurut Provinsi dan Status Pengusahaan Tahun 2016\*\*)**

**Table Area and Palm Oil Production by Province and Farming Category, 2016\*\*)**

| No.                                     | Provinsi/Province    | Perkebunan Rakyat<br>Smallholder |                                 | Perkebunan Negara<br>Government |                                 | Perkebunan Swasta<br>Private |                                 | Jumlah/Total          |                                 |
|---|----------------------|----------------------------------|---------------------------------|---------------------------------|---------------------------------|------------------------------|---------------------------------|-----------------------|---------------------------------|
|   |                      | Luas/<br>Area<br>(Ha)            | Produksi<br>Production<br>(Ton) | Luas/<br>Area<br>(Ha)           | Produksi<br>Production<br>(Ton) | Luas/<br>Area<br>(Ha)        | Produksi<br>Production<br>(Ton) | Luas/<br>Area<br>(Ha) | Produksi<br>Production<br>(Ton) |
| 1.                                      | ACEH                 | 237.287                          | 500.500                         | 37.888                          | 67.709                          | 186.835                      | 578.584                         | 462.010               | 1.146.793                       |
| 2.                                      | SUMATERA UTARA       | 418.075                          | 1.198.596                       | 326.574                         | 1.113.705                       | 721.771                      | 3.002.343                       | 1.466.420             | 5.314.644                       |
| 3.                                      | SUMATERA BARAT       | 211.391                          | 529.466                         | 9.967                           | 39.386                          | 192.095                      | 517.959                         | 413.453               | 1.086.811                       |
| 4.                                      | R I A U              | 1.441.705                        | 3.852.473                       | 88.728                          | 273.877                         | 931.662                      | 3.591.262                       | 2.462.095             | 7.717.612                       |
| 5.                                      | KEPULAUAN RIAU       | 1.238                            | 1.346                           | -                               | -                               | 19.521                       | 52.168                          | 20.759                | 53.514                          |
| 6.                                      | J A M B I            | 476.193                          | 1.156.837                       | 24.491                          | 86.894                          | 256.530                      | 846.148                         | 757.214               | 2.089.879                       |
| 7.                                      | SUMATERA SELATAN     | 502.104                          | 1.353.348                       | 49.424                          | 139.316                         | 512.845                      | 1.815.378                       | 1.064.373             | 3.308.042                       |
| 8.                                      | KEP. BANGKA BELITUNG | 63.123                           | 112.391                         | -                               | -                               | 159.103                      | 494.441                         | 222.226               | 606.832                         |
| 9.                                      | BENGKULU             | 195.213                          | 520.688                         | 4.546                           | 14.005                          | 108.910                      | 379.410                         | 308.669               | 914.103                         |
| 10.                                     | LAMPUNG              | 126.390                          | 190.646                         | 17.747                          | 66.155                          | 58.637                       | 247.298                         | 202.774               | 504.099                         |
| <b>WILAYAH SUMATERA</b>                 |                      | <b>3.672.719</b>                 | <b>9.416.291</b>                | <b>559.365</b>                  | <b>1.801.047</b>                | <b>3.147.909</b>             | <b>11.524.991</b>               | <b>7.379.993</b>      | <b>22.742.329</b>               |
| 11.                                     | DKI. JAKARTA         | -                                | -                               | -                               | -                               | -                            | -                               | -                     | -                               |
| 12.                                     | JAWA BARAT           | 278                              | 189                             | 10.602                          | 28.867                          | 3.451                        | 5.875                           | 14.331                | 34.931                          |
| 13.                                     | BANTEN               | 6.664                            | 8.937                           | 9.616                           | 13.310                          | 2.763                        | 1.224                           | 19.043                | 23.471                          |
| 14.                                     | JAWA TENGAH          | -                                | -                               | -                               | -                               | -                            | -                               | -                     | -                               |
| 15.                                     | D.I. YOGYAKARTA      | -                                | -                               | -                               | -                               | -                            | -                               | -                     | -                               |
| 16.                                     | JAWA TIMUR           | -                                | -                               | -                               | -                               | -                            | -                               | -                     | -                               |
| <b>WILAYAH JAWA</b>                     |                      | <b>6.942</b>                     | <b>9.126</b>                    | <b>20.218</b>                   | <b>42.177</b>                   | <b>6.214</b>                 | <b>7.099</b>                    | <b>33.374</b>         | <b>58.402</b>                   |
| 17.                                     | B A L I              | -                                | -                               | -                               | -                               | -                            | -                               | -                     | -                               |
| 18.                                     | NUSA TENGGARA BARAT  | -                                | -                               | -                               | -                               | -                            | -                               | -                     | -                               |
| 19.                                     | NUSA TENGGARA TIMUR  | -                                | -                               | -                               | -                               | -                            | -                               | -                     | -                               |
| <b>WILAYAH NUSA TENGGARA &amp; BALI</b> |                      | <b>-</b>                         | <b>-</b>                        | <b>-</b>                        | <b>-</b>                        | <b>-</b>                     | <b>-</b>                        | <b>-</b>              | <b>-</b>                        |
| 20.                                     | KALIMANTAN BARAT     | 365.215                          | 543.084                         | 58.268                          | 129.382                         | 594.113                      | 1.606.485                       | 1.017.596             | 2.278.951                       |
| 21.                                     | KALIMANTAN TENGAH    | 143.058                          | 235.921                         | 725                             | 395                             | 1.071.295                    | 3.491.459                       | 1.215.078             | 3.727.775                       |
| 22.                                     | KALIMANTAN SELATAN   | 94.397                           | 187.273                         | 17.505                          | 56.210                          | 457.752                      | 1.485.054                       | 569.654               | 1.728.537                       |
| 23.                                     | KALIMANTAN TIMUR     | 245.285                          | 400.129                         | 59.869                          | 196.327                         | 482.358                      | 1.071.820                       | 787.512               | 1.668.276                       |
| 24.                                     | KALIMANTAN UTARA     | 25.219                           | 47.820                          | -                               | -                               | 141.255                      | 249.979                         | 166.474               | 297.799                         |
| <b>WILAYAH KALIMANTAN</b>               |                      | <b>873.174</b>                   | <b>1.414.227</b>                | <b>136.367</b>                  | <b>382.314</b>                  | <b>2.746.773</b>             | <b>7.904.797</b>                | <b>3.756.314</b>      | <b>9.701.338</b>                |
| 25.                                     | SULAWESI UTARA       | -                                | -                               | -                               | -                               | -                            | -                               | -                     | -                               |
| 26.                                     | GORONTALO            | 4.306                            | -                               | -                               | -                               | -                            | -                               | 4.306                 | -                               |
| 27.                                     | SULAWESI TENGAH      | 71.461                           | 150.800                         | 1.175                           | 1.557                           | 84.764                       | 149.361                         | 157.400               | 301.718                         |
| 28.                                     | SULAWESI SELATAN     | 33.270                           | 39.075                          | 19.272                          | 39.458                          | 2.768                        | 6.923                           | 55.310                | 85.456                          |
| 29.                                     | SULAWESI BARAT       | 66.360                           | 187.261                         | -                               | -                               | 49.996                       | 149.694                         | 116.356               | 336.955                         |
| 30.                                     | SULAWESI TENGGARA    | 5.997                            | 215                             | 3.957                           | 5.806                           | 39.007                       | 77.532                          | 48.961                | 83.553                          |
| <b>WILAYAH SULAWESI</b>                 |                      | <b>181.394</b>                   | <b>377.351</b>                  | <b>24.404</b>                   | <b>46.821</b>                   | <b>176.535</b>               | <b>383.510</b>                  | <b>382.333</b>        | <b>807.682</b>                  |
| 31.                                     | M A L U K U          | 1.100                            | -                               | -                               | -                               | 10.113                       | -                               | 11.213                | -                               |
| 32.                                     | MALUKU UTARA         | -                                | -                               | -                               | -                               | -                            | -                               | -                     | -                               |
| 33.                                     | PAPUA                | 16.244                           | 9.479                           | 12.523                          | 25.856                          | 26.825                       | 71.737                          | 55.592                | 107.072                         |
| 34.                                     | PAPUA BARAT          | 12.224                           | 40.687                          | 2.910                           | 7.616                           | 38.908                       | 35.565                          | 54.042                | 83.868                          |
| <b>WILAYAH MALUKU &amp; PAPUA</b>       |                      | <b>29.568</b>                    | <b>50.166</b>                   | <b>15.433</b>                   | <b>33.472</b>                   | <b>75.846</b>                | <b>107.302</b>                  | <b>120.847</b>        | <b>190.940</b>                  |
| <b>I N D O N E S I A</b>                |                      | <b>4.763.797</b>                 | <b>11.267.161</b>               | <b>755.787</b>                  | <b>2.305.831</b>                | <b>6.153.277</b>             | <b>19.927.699</b>               | <b>11.672.861</b>     | <b>33.500.691</b>               |

**DIREKTORAT JENDERAL PERKEBUNAN**  
**Directorate General of Estate Crops**

Keterangan/Note :

1. Angka Estimasi/Estimation\*\*)
2. Wujud Produksi/Production : Minyak Sawit/Crude Palm Oil

**Tabel 10. Luas Tanaman Menghasilkan (TM) dan Produksi Kelapa Sawit Menurut Provinsi dan Status Pengusahaan, Tahun 2014**

**Table Mature Area and Palm Oil Production by Province and Farming Category, 2014**

| No.                                     | Provinsi/Province    | Perkebunan Rakyat<br>Smallholder |                                 | Perkebunan Negara<br>Government |                                 | Perkebunan Swasta<br>Private |                                 | Jumlah/Total          |                                 |
|---|----------------------|----------------------------------|---------------------------------|---------------------------------|---------------------------------|------------------------------|---------------------------------|-----------------------|---------------------------------|
|   |                      | TM/<br>Mature<br>(Ha)            | Produksi<br>Production<br>(Ton) | TM/<br>Mature<br>(Ha)           | Produksi<br>Production<br>(Ton) | TM/<br>Mature<br>(Ha)        | Produksi<br>Production<br>(Ton) | TM/<br>Mature<br>(Ha) | Produksi<br>Production<br>(Ton) |
| 1.                                      | ACEH                 | 131.209                          | 375.828                         | 24.780                          | 65.463                          | 131.641                      | 504.326                         | 287.630               | 945.617                         |
| 2.                                      | SUMATERA UTARA       | 350.283                          | 1.186.866                       | 232.919                         | 1.076.759                       | 563.254                      | 2.606.577                       | 1.146.456             | 4.870.202                       |
| 3.                                      | SUMATERA BARAT       | 155.413                          | 450.941                         | 8.547                           | 38.080                          | 146.453                      | 435.792                         | 310.413               | 924.813                         |
| 4.                                      | R I A U              | 1.098.935                        | 3.706.891                       | 67.161                          | 264.791                         | 746.514                      | 3.021.559                       | 1.912.610             | 6.993.241                       |
| 5.                                      | KEPULAUAN RIAU       | 431                              | 1.109                           | -                               | -                               | 16.943                       | 43.892                          | 17.374                | 45.001                          |
| 6.                                      | J A M B I            | 324.348                          | 977.805                         | 18.646                          | 84.011                          | 206.532                      | 711.919                         | 549.526               | 1.773.735                       |
| 7.                                      | SUMATERA SELATAN     | 312.917                          | 1.138.141                       | 40.372                          | 134.694                         | 392.733                      | 1.518.981                       | 746.022               | 2.791.816                       |
| 8.                                      | KEP. BANGKA BELITUNG | 33.129                           | 100.592                         | -                               | -                               | 117.941                      | 416.005                         | 151.070               | 516.597                         |
| 9.                                      | BENGGULU             | 131.775                          | 466.056                         | 3.300                           | 13.540                          | 77.334                       | 319.222                         | 212.409               | 798.818                         |
| 10.                                     | LAMPUNG              | 79.037                           | 183.876                         | 16.737                          | 63.960                          | 47.319                       | 208.068                         | 143.093               | 455.904                         |
| <b>WILAYAH SUMATERA</b>                 |                      | <b>2.617.476</b>                 | <b>8.588.105</b>                | <b>412.462</b>                  | <b>1.741.298</b>                | <b>2.446.664</b>             | <b>9.786.341</b>                | <b>5.476.602</b>      | <b>20.115.744</b>               |
| 11.                                     | DKI. JAKARTA         | -                                | -                               | -                               | -                               | -                            | -                               | -                     | -                               |
| 12.                                     | JAWA BARAT           | 95                               | 168                             | 8.398                           | 27.909                          | 1.740                        | 4.943                           | 10.233                | 33.020                          |
| 13.                                     | BANTEN               | 4.641                            | 10.401                          | 5.933                           | 12.869                          | 475                          | 1.030                           | 11.049                | 24.300                          |
| 14.                                     | JAWA TENGAH          | -                                | -                               | -                               | -                               | -                            | -                               | -                     | -                               |
| 15.                                     | D.I. YOGYAKARTA      | -                                | -                               | -                               | -                               | -                            | -                               | -                     | -                               |
| 16.                                     | JAWA TIMUR           | -                                | -                               | -                               | -                               | -                            | -                               | -                     | -                               |
| <b>WILAYAH JAWA</b>                     |                      | <b>4.736</b>                     | <b>10.569</b>                   | <b>14.331</b>                   | <b>40.778</b>                   | <b>2.215</b>                 | <b>5.973</b>                    | <b>21.282</b>         | <b>57.320</b>                   |
| 17.                                     | B A L I              | -                                | -                               | -                               | -                               | -                            | -                               | -                     | -                               |
| 18.                                     | NUSA TENGGARA BARAT  | -                                | -                               | -                               | -                               | -                            | -                               | -                     | -                               |
| 19.                                     | NUSA TENGGARA TIMUR  | -                                | -                               | -                               | -                               | -                            | -                               | -                     | -                               |
| <b>WILAYAH NUSA TENGGARA &amp; BALI</b> |                      | <b>-</b>                         | <b>-</b>                        | <b>-</b>                        | <b>-</b>                        | <b>-</b>                     | <b>-</b>                        | <b>-</b>              | <b>-</b>                        |
| 20.                                     | KALIMANTAN BARAT     | 257.223                          | 492.993                         | 45.838                          | 125.090                         | 363.434                      | 1.347.432                       | 666.495               | 1.965.515                       |
| 21.                                     | KALIMANTAN TENGAH    | 79.605                           | 228.682                         | 136                             | 382                             | 759.992                      | 2.929.175                       | 839.733               | 3.158.239                       |
| 22.                                     | KALIMANTAN SELATAN   | 49.063                           | 156.750                         | 13.354                          | 54.345                          | 317.229                      | 1.249.471                       | 379.646               | 1.460.566                       |
| 23.                                     | KALIMANTAN TIMUR     | 112.097                          | 315.733                         | 52.842                          | 189.813                         | 243.030                      | 901.791                         | 407.969               | 1.407.337                       |
| 24.                                     | KALIMANTAN UTARA     | 16.069                           | 45.379                          | -                               | -                               | 61.798                       | 210.324                         | 77.867                | 255.703                         |
| <b>WILAYAH KALIMANTAN</b>               |                      | <b>514.057</b>                   | <b>1.239.538</b>                | <b>112.170</b>                  | <b>369.630</b>                  | <b>1.745.483</b>             | <b>6.638.193</b>                | <b>2.371.710</b>      | <b>8.247.361</b>                |
| 25.                                     | SULAWESI UTARA       | -                                | -                               | -                               | -                               | -                            | -                               | -                     | -                               |
| 26.                                     | GORONTALO            | -                                | -                               | -                               | -                               | -                            | -                               | -                     | -                               |
| 27.                                     | SULAWESI TENGAH      | 36.758                           | 127.191                         | 1.133                           | 1.505                           | 39.577                       | 125.667                         | 77.468                | 254.363                         |
| 28.                                     | SULAWESI SELATAN     | 14.155                           | 34.919                          | 17.224                          | 38.149                          | 2.504                        | 5.825                           | 33.883                | 78.893                          |
| 29.                                     | SULAWESI BARAT       | 43.257                           | 159.575                         | -                               | -                               | 29.761                       | 125.948                         | 73.018                | 285.523                         |
| 30.                                     | SULAWESI TENGGARA    | 618                              | 128                             | 3.602                           | 5.614                           | 20.290                       | 65.232                          | 24.510                | 70.974                          |
| <b>WILAYAH SULAWESI</b>                 |                      | <b>94.788</b>                    | <b>321.812</b>                  | <b>21.959</b>                   | <b>45.268</b>                   | <b>92.132</b>                | <b>322.672</b>                  | <b>208.879</b>        | <b>689.752</b>                  |
| 31.                                     | M A L U K U          | -                                | -                               | -                               | -                               | -                            | -                               | -                     | -                               |
| 32.                                     | MALUKU UTARA         | -                                | -                               | -                               | -                               | -                            | -                               | -                     | -                               |
| 33.                                     | PAPUA                | 3.156                            | 8.666                           | 8.373                           | 24.999                          | 16.342                       | 60.357                          | 27.871                | 94.022                          |
| 34.                                     | PAPUA BARAT          | 10.749                           | 36.705                          | 2.807                           | 7.363                           | 9.670                        | 29.923                          | 23.226                | 73.991                          |
| <b>WILAYAH MALUKU &amp; PAPUA</b>       |                      | <b>13.905</b>                    | <b>45.371</b>                   | <b>11.180</b>                   | <b>32.362</b>                   | <b>26.012</b>                | <b>90.280</b>                   | <b>51.097</b>         | <b>168.013</b>                  |
| <b>I N D O N E S I A</b>                |                      | <b>3.244.962</b>                 | <b>10.205.395</b>               | <b>572.102</b>                  | <b>2.229.336</b>                | <b>4.312.506</b>             | <b>16.843.459</b>               | <b>8.129.570</b>      | <b>29.278.189</b>               |

**DIREKTORAT JENDERAL PERKEBUNAN**  
**Directorate General of Estate Crops**

Keterangan/Note :

1. Angka Tetap/Fixed
2. Wujud Produksi/Production : Minyak Sawit/Crude Palm Oil

**Tabel 11. Luas Tanaman Menghasilkan (TM) dan Produksi Kelapa Sawit Menurut Provinsi dan Status Pengusahaan, Tahun 2015\*)**

**Table Mature Area and Palm Oil Production by Province and Farming Category, 2015\*)**

| No.                                     | Provinsi/Province    | Perkebunan Rakyat<br>Smallholder |                                 | Perkebunan Negara<br>Government |                                 | Perkebunan Swasta<br>Private |                                 | Jumlah/Total          |                                 |
|---|----------------------|----------------------------------|---------------------------------|---------------------------------|---------------------------------|------------------------------|---------------------------------|-----------------------|---------------------------------|
|   |                      | TM/<br>Mature<br>(Ha)            | Produksi<br>Production<br>(Ton) | TM/<br>Mature<br>(Ha)           | Produksi<br>Production<br>(Ton) | TM/<br>Mature<br>(Ha)        | Produksi<br>Production<br>(Ton) | TM/<br>Mature<br>(Ha) | Produksi<br>Production<br>(Ton) |
| 1.                                      | ACEH                 | 137.969                          | 411.933                         | 25.499                          | 67.158                          | 141.078                      | 551.786                         | 304.546               | 1.030.877                       |
| 2.                                      | SUMATERA UTARA       | 351.467                          | 1.192.731                       | 239.673                         | 1.104.647                       | 594.333                      | 2.801.868                       | 1.185.473             | 5.099.246                       |
| 3.                                      | SUMATERA BARAT       | 167.335                          | 488.629                         | 8.795                           | 39.066                          | 156.339                      | 475.225                         | 332.469               | 1.002.920                       |
| 4.                                      | R I A U              | 1.087.782                        | 3.766.995                       | 69.109                          | 271.649                         | 796.904                      | 3.294.966                       | 1.953.795             | 7.333.610                       |
| 5.                                      | KEPULAUAN RIAU       | 452                              | 1.221                           | -                               | -                               | 18.087                       | 47.864                          | 18.539                | 49.085                          |
| 6.                                      | J A M B I            | 347.947                          | 1.084.524                       | 19.187                          | 86.187                          | 220.473                      | 776.337                         | 587.607               | 1.947.048                       |
| 7.                                      | SUMATERA SELATAN     | 336.002                          | 1.240.088                       | 41.543                          | 138.183                         | 419.243                      | 1.656.426                       | 796.788               | 3.034.697                       |
| 8.                                      | KEP. BANGKA BELITUNG | 34.324                           | 105.233                         | -                               | -                               | 125.902                      | 453.647                         | 160.226               | 558.880                         |
| 9.                                      | BENGKULU             | 132.231                          | 469.238                         | 3.396                           | 13.891                          | 82.554                       | 348.107                         | 218.181               | 831.236                         |
| 10.                                     | LAMPUNG              | 83.001                           | 185.735                         | 17.222                          | 65.617                          | 50.513                       | 226.895                         | 150.736               | 478.247                         |
| <b>WILAYAH SUMATERA</b>                 |                      | <b>2.678.510</b>                 | <b>8.946.327</b>                | <b>424.424</b>                  | <b>1.786.398</b>                | <b>2.605.426</b>             | <b>10.633.121</b>               | <b>5.708.360</b>      | <b>21.365.846</b>               |
| 11.                                     | DKI. JAKARTA         | -                                | -                               | -                               | -                               | -                            | -                               | -                     | -                               |
| 12.                                     | JAWA BARAT           | 101                              | 178                             | 8.642                           | 28.632                          | 1.857                        | 5.390                           | 10.600                | 34.200                          |
| 13.                                     | BANTEN               | 4.185                            | 9.567                           | 6.105                           | 13.202                          | 507                          | 1.123                           | 10.797                | 23.892                          |
| 14.                                     | JAWA TENGAH          | -                                | -                               | -                               | -                               | -                            | -                               | -                     | -                               |
| 15.                                     | D.I. YOGYAKARTA      | -                                | -                               | -                               | -                               | -                            | -                               | -                     | -                               |
| 16.                                     | JAWA TIMUR           | -                                | -                               | -                               | -                               | -                            | -                               | -                     | -                               |
| <b>WILAYAH JAWA</b>                     |                      | <b>4.286</b>                     | <b>9.745</b>                    | <b>14.747</b>                   | <b>41.834</b>                   | <b>2.364</b>                 | <b>6.513</b>                    | <b>21.397</b>         | <b>58.092</b>                   |
| 17.                                     | B A L I              | -                                | -                               | -                               | -                               | -                            | -                               | -                     | -                               |
| 18.                                     | NUSA TENGGARA BARAT  | -                                | -                               | -                               | -                               | -                            | -                               | -                     | -                               |
| 19.                                     | NUSA TENGGARA TIMUR  | -                                | -                               | -                               | -                               | -                            | -                               | -                     | -                               |
| <b>WILAYAH NUSA TENGGARA &amp; BALI</b> |                      | <b>-</b>                         | <b>-</b>                        | <b>-</b>                        | <b>-</b>                        | <b>-</b>                     | <b>-</b>                        | <b>-</b>              | <b>-</b>                        |
| 20.                                     | KALIMANTAN BARAT     | 260.371                          | 515.112                         | 47.167                          | 128.330                         | 384.690                      | 1.469.355                       | 692.228               | 2.112.797                       |
| 21.                                     | KALIMANTAN TENGAH    | 79.285                           | 230.323                         | 140                             | 392                             | 811.292                      | 3.194.222                       | 890.717               | 3.424.937                       |
| 22.                                     | KALIMANTAN SELATAN   | 53.080                           | 176.012                         | 13.741                          | 55.753                          | 338.642                      | 1.362.530                       | 405.463               | 1.594.295                       |
| 23.                                     | KALIMANTAN TIMUR     | 113.516                          | 348.107                         | 54.374                          | 194.730                         | 259.435                      | 983.390                         | 427.325               | 1.526.227                       |
| 24.                                     | KALIMANTAN UTARA     | 17.224                           | 47.640                          | -                               | -                               | 65.969                       | 229.355                         | 83.193                | 276.995                         |
| <b>WILAYAH KALIMANTAN</b>               |                      | <b>523.476</b>                   | <b>1.317.194</b>                | <b>115.422</b>                  | <b>379.205</b>                  | <b>1.860.028</b>             | <b>7.238.852</b>                | <b>2.498.926</b>      | <b>8.935.251</b>                |
| 25.                                     | SULAWESI UTARA       | -                                | -                               | -                               | -                               | -                            | -                               | -                     | -                               |
| 26.                                     | GORONTALO            | -                                | -                               | -                               | -                               | -                            | -                               | -                     | -                               |
| 27.                                     | SULAWESI TENGAH      | 40.042                           | 136.603                         | 1.166                           | 1.544                           | 42.248                       | 137.038                         | 83.456                | 275.185                         |
| 28.                                     | SULAWESI SELATAN     | 14.329                           | 35.693                          | 17.723                          | 39.137                          | 2.673                        | 6.352                           | 34.725                | 81.182                          |
| 29.                                     | SULAWESI BARAT       | 45.531                           | 175.180                         | -                               | -                               | 31.770                       | 137.344                         | 77.301                | 312.524                         |
| 30.                                     | SULAWESI TENGGARA    | 624                              | 203                             | 3.706                           | 5.759                           | 21.660                       | 71.135                          | 25.990                | 77.097                          |
| <b>WILAYAH SULAWESI</b>                 |                      | <b>100.526</b>                   | <b>347.679</b>                  | <b>22.595</b>                   | <b>46.440</b>                   | <b>98.351</b>                | <b>351.869</b>                  | <b>221.472</b>        | <b>745.988</b>                  |
| 31.                                     | M A L U K U          | -                                | -                               | -                               | -                               | -                            | -                               | -                     | -                               |
| 32.                                     | MALUKU UTARA         | -                                | -                               | -                               | -                               | -                            | -                               | -                     | -                               |
| 33.                                     | PAPUA                | 3.293                            | 9.056                           | 8.616                           | 25.646                          | 17.445                       | 65.818                          | 29.354                | 100.520                         |
| 34.                                     | PAPUA BARAT          | 11.064                           | 38.424                          | 2.888                           | 7.554                           | 10.323                       | 32.631                          | 24.275                | 78.609                          |
| <b>WILAYAH MALUKU &amp; PAPUA</b>       |                      | <b>14.357</b>                    | <b>47.480</b>                   | <b>11.504</b>                   | <b>33.200</b>                   | <b>27.768</b>                | <b>98.449</b>                   | <b>53.629</b>         | <b>179.129</b>                  |
| <b>I N D O N E S I A</b>                |                      | <b>3.321.155</b>                 | <b>10.668.425</b>               | <b>588.692</b>                  | <b>2.287.077</b>                | <b>4.593.937</b>             | <b>18.328.804</b>               | <b>8.503.784</b>      | <b>31.284.306</b>               |

**DIREKTORAT JENDERAL PERKEBUNAN**  
**Directorate General of Estate Crops**

Keterangan/Note :

1. Angka Sementara/Preliminary\*)
2. Wujud Produksi/Production : Minyak Sawit/Crude Palm Oil

**Tabel 12. Luas Tanaman Menghasilkan (TM) dan Produksi Kelapa Sawit Menurut Provinsi dan Status Pengusahaan, Tahun 2016\*\*)**

**Table Mature Area and Palm Oil Production by Province and Farming Category, 2016\*\*)**

| No.                                     | Provinsi/Province    | Perkebunan Rakyat<br>Smallholder |                                 | Perkebunan Negara<br>Government |                                 | Perkebunan Swasta<br>Private |                                 | Jumlah/Total          |                                 |
|---|----------------------|----------------------------------|---------------------------------|---------------------------------|---------------------------------|------------------------------|---------------------------------|-----------------------|---------------------------------|
|   |                      | TM/<br>Mature<br>(Ha)            | Produksi<br>Production<br>(Ton) | TM/<br>Mature<br>(Ha)           | Produksi<br>Production<br>(Ton) | TM/<br>Mature<br>(Ha)        | Produksi<br>Production<br>(Ton) | TM/<br>Mature<br>(Ha) | Produksi<br>Production<br>(Ton) |
| 1.                                      | ACEH                 | 144.830                          | 500.500                         | 25.690                          | 67.709                          | 145.823                      | 578.584                         | 316.343               | 1.146.793                       |
| 2.                                      | SUMATERA UTARA       | 352.654                          | 1.198.596                       | 241.470                         | 1.113.705                       | 609.749                      | 3.002.343                       | 1.203.873             | 5.314.644                       |
| 3.                                      | SUMATERA BARAT       | 180.171                          | 529.466                         | 8.861                           | 39.386                          | 161.029                      | 517.959                         | 350.061               | 1.086.811                       |
| 4.                                      | R I A U              | 1.107.001                        | 3.852.473                       | 69.627                          | 273.877                         | 820.811                      | 3.591.262                       | 1.997.439             | 7.717.612                       |
| 5.                                      | KEPULAUAN RIAU       | 474                              | 1.346                           | -                               | -                               | 18.630                       | 52.168                          | 19.104                | 53.514                          |
| 6.                                      | J A M B I            | 357.747                          | 1.156.837                       | 19.331                          | 86.894                          | 227.087                      | 846.148                         | 604.165               | 2.089.879                       |
| 7.                                      | SUMATERA SELATAN     | 370.598                          | 1.353.348                       | 41.855                          | 139.316                         | 431.820                      | 1.815.378                       | 844.273               | 3.308.042                       |
| 8.                                      | KEP. BANGKA BELITUNG | 37.015                           | 112.391                         | -                               | -                               | 129.679                      | 494.441                         | 166.694               | 606.832                         |
| 9.                                      | BENGKULU             | 134.875                          | 520.688                         | 3.421                           | 14.005                          | 85.031                       | 379.410                         | 223.327               | 914.103                         |
| 10.                                     | LAMPUNG              | 87.275                           | 190.646                         | 17.351                          | 66.155                          | 52.028                       | 247.298                         | 156.654               | 504.099                         |
| <b>WILAYAH SUMATERA</b>                 |                      | <b>2.772.640</b>                 | <b>9.416.291</b>                | <b>427.606</b>                  | <b>1.801.047</b>                | <b>2.681.687</b>             | <b>11.524.991</b>               | <b>5.881.933</b>      | <b>22.742.329</b>               |
| 11.                                     | DKI. JAKARTA         | -                                | -                               | -                               | -                               | -                            | -                               | -                     | -                               |
| 12.                                     | JAWA BARAT           | 108                              | 189                             | 8.707                           | 28.867                          | 1.913                        | 5.875                           | 10.728                | 34.931                          |
| 13.                                     | BANTEN               | 3.915                            | 8.937                           | 6.151                           | 13.310                          | 522                          | 1.224                           | 10.588                | 23.471                          |
| 14.                                     | JAWA TENGAH          | -                                | -                               | -                               | -                               | -                            | -                               | -                     | -                               |
| 15.                                     | D.I. YOGYAKARTA      | -                                | -                               | -                               | -                               | -                            | -                               | -                     | -                               |
| 16.                                     | JAWA TIMUR           | -                                | -                               | -                               | -                               | -                            | -                               | -                     | -                               |
| <b>WILAYAH JAWA</b>                     |                      | <b>4.023</b>                     | <b>9.126</b>                    | <b>14.858</b>                   | <b>42.177</b>                   | <b>2.435</b>                 | <b>7.099</b>                    | <b>21.316</b>         | <b>58.402</b>                   |
| 17.                                     | B A L I              | -                                | -                               | -                               | -                               | -                            | -                               | -                     | -                               |
| 18.                                     | NUSA TENGGARA BARAT  | -                                | -                               | -                               | -                               | -                            | -                               | -                     | -                               |
| 19.                                     | NUSA TENGGARA TIMUR  | -                                | -                               | -                               | -                               | -                            | -                               | -                     | -                               |
| <b>WILAYAH NUSA TENGGARA &amp; BALI</b> |                      | <b>-</b>                         | <b>-</b>                        | <b>-</b>                        | <b>-</b>                        | <b>-</b>                     | <b>-</b>                        | <b>-</b>              | <b>-</b>                        |
| 20.                                     | KALIMANTAN BARAT     | 283.521                          | 543.084                         | 47.521                          | 129.382                         | 396.231                      | 1.606.485                       | 727.273               | 2.278.951                       |
| 21.                                     | KALIMANTAN TENGAH    | 79.918                           | 235.921                         | 141                             | 395                             | 835.631                      | 3.491.459                       | 915.690               | 3.727.775                       |
| 22.                                     | KALIMANTAN SELATAN   | 57.752                           | 187.273                         | 13.844                          | 56.210                          | 348.801                      | 1.485.054                       | 420.397               | 1.728.537                       |
| 23.                                     | KALIMANTAN TIMUR     | 116.039                          | 400.129                         | 54.782                          | 196.327                         | 267.218                      | 1.071.820                       | 438.039               | 1.668.276                       |
| 24.                                     | KALIMANTAN UTARA     | 17.535                           | 47.820                          | -                               | -                               | 67.948                       | 249.979                         | 85.483                | 297.799                         |
| <b>WILAYAH KALIMANTAN</b>               |                      | <b>554.765</b>                   | <b>1.414.227</b>                | <b>116.288</b>                  | <b>382.314</b>                  | <b>1.915.829</b>             | <b>7.904.797</b>                | <b>2.586.882</b>      | <b>9.701.338</b>                |
| 25.                                     | SULAWESI UTARA       | -                                | -                               | -                               | -                               | -                            | -                               | -                     | -                               |
| 26.                                     | GORONTALO            | -                                | -                               | -                               | -                               | -                            | -                               | -                     | -                               |
| 27.                                     | SULAWESI TENGAH      | 40.566                           | 150.800                         | 1.175                           | 1.557                           | 43.515                       | 149.361                         | 85.256                | 301.718                         |
| 28.                                     | SULAWESI SELATAN     | 15.535                           | 39.075                          | 17.856                          | 39.458                          | 2.753                        | 6.923                           | 36.144                | 85.456                          |
| 29.                                     | SULAWESI BARAT       | 48.127                           | 187.261                         | -                               | -                               | 32.723                       | 149.694                         | 80.850                | 336.955                         |
| 30.                                     | SULAWESI TENGGARA    | 644                              | 215                             | 3.734                           | 5.806                           | 22.310                       | 77.532                          | 26.688                | 83.553                          |
| <b>WILAYAH SULAWESI</b>                 |                      | <b>104.872</b>                   | <b>377.351</b>                  | <b>22.765</b>                   | <b>46.821</b>                   | <b>101.301</b>               | <b>383.510</b>                  | <b>228.938</b>        | <b>807.682</b>                  |
| 31.                                     | M A L U K U          | -                                | -                               | -                               | -                               | -                            | -                               | -                     | -                               |
| 32.                                     | MALUKU UTARA         | -                                | -                               | -                               | -                               | -                            | -                               | -                     | -                               |
| 33.                                     | PAPUA                | 3.444                            | 9.479                           | 8.681                           | 25.856                          | 17.968                       | 71.737                          | 30.093                | 107.072                         |
| 34.                                     | PAPUA BARAT          | 11.521                           | 40.687                          | 2.910                           | 7.616                           | 10.633                       | 35.565                          | 25.064                | 83.868                          |
| <b>WILAYAH MALUKU &amp; PAPUA</b>       |                      | <b>14.965</b>                    | <b>50.166</b>                   | <b>11.591</b>                   | <b>33.472</b>                   | <b>28.601</b>                | <b>107.302</b>                  | <b>55.157</b>         | <b>190.940</b>                  |
| <b>I N D O N E S I A</b>                |                      | <b>3.451.265</b>                 | <b>11.267.161</b>               | <b>593.108</b>                  | <b>2.305.831</b>                | <b>4.729.853</b>             | <b>19.927.699</b>               | <b>8.774.226</b>      | <b>33.500.691</b>               |

**DIREKTORAT JENDERAL PERKEBUNAN**  
**Directorate General of Estate Crops**

Keterangan/Note :

1. Angka Estimasi/Estimation\*\*)
2. Wujud Produksi/Production : Minyak Sawit/Crude Palm Oil

**Tabel 13. Luas Areal dan Produksi Kelapa Sawit Perkebunan Rakyat, Besar Negara, Besar Swasta Nasional dan Besar Swasta Asing (PR+PBN+PBS+PBSA) Menurut Provinsi dan Keadaan Tanaman, Tahun 2014**

*Table Area and Palm Oil Production of Smallholder, Government, National private, and Foreign Private by Province and Tree Crop Classification, 2014*

| No.                                     | Provinsi/Province    | Luas Areal/Area (Ha) |                  |                    |                   | Produksi<br>Production<br>(Ton) | Produktivitas/<br>Productivity<br>(Kg/Ha) | Jumlah<br>Petani/<br>Farmers<br>(KK) | Jumlah<br>Tenaga<br>Kerja<br>(TK) |
|---|----------------------|----------------------|------------------|--------------------|-------------------|---------------------------------|---|--------------------------------------|-----------------------------------|
|   |                      | TBM/<br>Immature     | TM/<br>Mature    | TTM/TR/<br>Damaged | Jumlah/<br>Total  |                                 |   |                                      |                                   |
| 1.                                      | ACEH                 | 106.366              | 287.630          | 26.177             | 420.173           | 945.617                         | 3.288                                     | 116.067                              | 102.667                           |
| 2.                                      | SUMATERA UTARA       | 217.933              | 1.146.456        | 31.884             | 1.396.273         | 4.870.202                       | 4.248                                     | 173.728                              | 489.860                           |
| 3.                                      | SUMATERA BARAT       | 54.430               | 310.413          | 11.631             | 376.474           | 924.813                         | 2.979                                     | 180.172                              | 92.163                            |
| 4.                                      | R I A U              | 325.253              | 1.912.610        | 52.874             | 2.290.736         | 6.993.241                       | 3.656                                     | 524.561                              | 466.463                           |
| 5.                                      | KEPULAUAN RIAU       | 1.445                | 17.374           | 182                | 19.001            | 45.001                          | 2.590                                     | 181                                  | 8.877                             |
| 6.                                      | J A M B I            | 126.763              | 549.526          | 16.678             | 692.967           | 1.773.735                       | 3.228                                     | 207.005                              | 128.469                           |
| 7.                                      | SUMATERA SELATAN     | 166.028              | 746.022          | 10.953             | 923.002           | 2.791.816                       | 3.742                                     | 197.912                              | 257.053                           |
| 8.                                      | KEP. BANGKA BELITUNG | 54.430               | 151.070          | 707                | 206.207           | 516.597                         | 3.420                                     | 34.436                               | 72.353                            |
| 9.                                      | BENGKULU             | 77.807               | 212.409          | 3.584              | 293.800           | 798.818                         | 3.761                                     | 101.908                              | 51.719                            |
| 10.                                     | LAMPUNG              | 40.661               | 143.093          | 1.160              | 184.914           | 455.904                         | 3.186                                     | 92.486                               | 35.227                            |
| <b>WILAYAH SUMATERA</b>                 |                      | <b>1.171.115</b>     | <b>5.476.602</b> | <b>155.829</b>     | <b>6.803.547</b>  | <b>20.115.744</b>               | <b>3.673</b>                              | <b>1.628.456</b>                     | <b>1.704.851</b>                  |
| 11.                                     | DKI. JAKARTA         | -                    | -                | -                  | -                 | -                               | -   | -                                    | -                                 |
| 12.                                     | JAWA BARAT           | 3.391                | 10.233           | -                  | 13.624            | 33.020                          | 3.227                                     | 197                                  | 6.684                             |
| 13.                                     | BANTEN               | 5.334                | 11.049           | 3.342              | 19.724            | 24.300                          | 2.199                                     | 10.549                               | 5.895                             |
| 14.                                     | JAWA TENGAH          | -                    | -                | -                  | -                 | -                               | -   | -                                    | -                                 |
| 15.                                     | D.I. YOGYAKARTA      | -                    | -                | -                  | -                 | -                               | -   | -                                    | -                                 |
| 16.                                     | JAWA TIMUR           | -                    | -                | -                  | -                 | -                               | -   | -                                    | -                                 |
| <b>WILAYAH JAWA</b>                     |                      | <b>8.725</b>         | <b>21.282</b>    | <b>3.342</b>       | <b>33.348</b>     | <b>57.320</b>                   | <b>2.693</b>                              | <b>10.746</b>                        | <b>12.579</b>                     |
| 17.                                     | B A L I              | -                    | -                | -                  | -                 | -                               | -   | -                                    | -                                 |
| 18.                                     | NUSA TENGGARA BARAT  | -                    | -                | -                  | -                 | -                               | -   | -                                    | -                                 |
| 19.                                     | NUSA TENGGARA TIMUR  | -                    | -                | -                  | -                 | -                               | -   | -                                    | -                                 |
| <b>WILAYAH NUSA TENGGARA &amp; BALI</b> |                      | <b>-</b>             | <b>-</b>         | <b>-</b>           | <b>-</b>          | <b>-</b>                        | <b>-</b>                                  | <b>-</b>                             | <b>-</b>                          |
| 20.                                     | KALIMANTAN BARAT     | 262.604              | 666.495          | 7.308              | 936.407           | 1.965.515                       | 2.949                                     | 102.883                              | 298.274                           |
| 21.                                     | KALIMANTAN TENGAH    | 270.807              | 839.733          | 5.393              | 1.115.933         | 3.158.239                       | 3.761                                     | 60.899                               | 487.516                           |
| 22.                                     | KALIMANTAN SELATAN   | 132.436              | 379.646          | 815                | 512.897           | 1.460.566                       | 3.847                                     | 41.005                               | 216.606                           |
| 23.                                     | KALIMANTAN TIMUR     | 317.881              | 407.969          | 7.547              | 733.397           | 1.407.337                       | 3.450                                     | 100.302                              | 248.224                           |
| 24.                                     | KALIMANTAN UTARA     | 71.720               | 77.867           | 3.729              | 153.315           | 255.703                         | 3.284                                     | 9.193                                | 64.235                            |
| <b>WILAYAH KALIMANTAN</b>               |                      | <b>1.055.447</b>     | <b>2.371.710</b> | <b>24.792</b>      | <b>3.451.949</b>  | <b>8.247.361</b>                | <b>3.477</b>                              | <b>314.282</b>                       | <b>1.314.855</b>                  |
| 25.                                     | SULAWESI UTARA       | -                    | -                | -                  | -                 | -                               | -   | -                                    | -                                 |
| 26.                                     | GORONTALO            | 4.306                | -                | -                  | 4.306             | -                               | -   | 2.209                                | -                                 |
| 27.                                     | SULAWESI TENGAH      | 70.133               | 77.468           | 311                | 147.912           | 254.363                         | 3.283                                     | 24.635                               | 39.115                            |
| 28.                                     | SULAWESI SELATAN     | 13.934               | 33.883           | 3.097              | 50.914            | 78.893                          | 2.328                                     | 15.056                               | 10.554                            |
| 29.                                     | SULAWESI BARAT       | 32.770               | 73.018           | 577                | 106.365           | 285.523                         | 3.910                                     | 28.695                               | 22.736                            |
| 30.                                     | SULAWESI TENGGARA    | 20.689               | 24.510           | 7                  | 45.206            | 70.974                          | 2.896                                     | 4.214                                | 19.647                            |
| <b>WILAYAH SULAWESI</b>                 |                      | <b>141.833</b>       | <b>208.879</b>   | <b>3.992</b>       | <b>354.704</b>    | <b>689.752</b>                  | <b>3.302</b>                              | <b>74.809</b>                        | <b>92.052</b>                     |
| 31.                                     | M A L U K U          | 10.297               | -                | -                  | 10.297            | -                               | -   | 1.886                                | 4.599                             |
| 32.                                     | MALUKU UTARA         | -                    | -                | -                  | -                 | -                               | -   | -                                    | -                                 |
| 33.                                     | PAPUA                | 16.488               | 27.871           | 7.001              | 51.360            | 94.022                          | 3.373                                     | 11.907                               | 18.239                            |
| 34.                                     | PAPUA BARAT          | 26.371               | 23.226           | -                  | 49.597            | 73.991                          | 3.186                                     | 9.964                                | 19.098                            |
| <b>WILAYAH MALUKU &amp; PAPUA</b>       |                      | <b>53.156</b>        | <b>51.097</b>    | <b>7.001</b>       | <b>111.254</b>    | <b>168.013</b>                  | <b>3.288</b>                              | <b>23.757</b>                        | <b>41.936</b>                     |
| <b>I N D O N E S I A</b>                |                      | <b>2.430.276</b>     | <b>8.129.570</b> | <b>194.956</b>     | <b>10.754.801</b> | <b>29.278.189</b>               | <b>3.601</b>                              | <b>2.052.050</b>                     | <b>3.166.273</b>                  |

**DIREKTORAT JENDERAL PERKEBUNAN**  
*Directorate General of Estate Crops*

Keterangan/Note :

1. Angka Tetap/Fixed

2. Wujud Produksi/Production : Minyak Sawit/Crude Palm Oil

**Tabel 14. Luas Areal dan Produksi Kelapa Sawit Perkebunan Rakyat, Besar Negara, Besar Swasta Nasional dan Besar Swasta Asing (PR+PBN+PBS+PBSA) Menurut Provinsi dan Keadaan Tanaman, Tahun 2015\*)**

*Table Area and Palm Oil Production of Smallholder, Government, National private, and Foreign Private by Province and Tree Crop Classification, 2015\*)*

| No.                                     | Provinsi/Province    | Luas Areal/Area (Ha) |                  |                 |                   | Produksi Production (Ton) | Produktivitas/ Productivity (Kg/Ha) | Jumlah Petani/ Farmers (KK) | Jumlah Tenaga Kerja (TK) |
|---|----------------------|----------------------|------------------|-----------------|-------------------|---------------------------|-------------------------------------|-----------------------------|--------------------------|
|   |                      | TBM/ Immature        | TM/ Mature       | TTM/TR/ Damaged | Jumlah/ Total     |                           |                                     |                             |                          |
| 1.                                      | ACEH                 | 110.236              | 304.546          | 29.684          | 444.466           | 1.030.877                 | 3.385                               | 122.115                     | 109.211                  |
| 2.                                      | SUMATERA UTARA       | 225.450              | 1.185.473        | 32.959          | 1.443.882         | 5.099.246                 | 4.301                               | 174.057                     | 513.263                  |
| 3.                                      | SUMATERA BARAT       | 52.738               | 332.469          | 12.388          | 397.595           | 1.002.920                 | 3.017                               | 188.657                     | 98.197                   |
| 4.                                      | R I A U              | 374.864              | 1.953.795        | 53.236          | 2.381.895         | 7.333.610                 | 3.754                               | 536.723                     | 496.297                  |
| 5.                                      | KEPULAUAN RIAU       | 1.463                | 18.539           | 192             | 20.194            | 49.085                    | 2.648                               | 180                         | 9.476                    |
| 6.                                      | J A M B I            | 112.298              | 587.607          | 36.609          | 736.514           | 1.947.048                 | 3.314                               | 219.877                     | 136.683                  |
| 7.                                      | SUMATERA SELATAN     | 189.615              | 796.788          | 15.793          | 1.002.196         | 3.034.697                 | 3.809                               | 220.335                     | 273.482                  |
| 8.                                      | KEP. BANGKA BELITUNG | 55.574               | 160.226          | 680             | 216.480           | 558.880                   | 3.488                               | 34.720                      | 77.235                   |
| 9.                                      | BENGKULU             | 79.108               | 218.181          | 3.799           | 301.088           | 831.236                   | 3.810                               | 102.626                     | 55.126                   |
| 10.                                     | LAMPUNG              | 42.794               | 150.736          | 1.220           | 194.750           | 478.247                   | 3.173                               | 97.125                      | 37.273                   |
| <b>WILAYAH SUMATERA</b>                 |                      | <b>1.244.140</b>     | <b>5.708.360</b> | <b>186.560</b>  | <b>7.139.060</b>  | <b>21.365.846</b>         | <b>3.743</b>                        | <b>1.696.415</b>            | <b>1.806.243</b>         |
| 11.                                     | DKI. JAKARTA         | -                    | -                | -               | -                 | -                         | -                                   | -                           | -                        |
| 12.                                     | JAWA BARAT           | 3.534                | 10.600           | -               | 14.134            | 34.200                    | 3.226                               | 199                         | 6.937                    |
| 13.                                     | BANTEN               | 5.501                | 10.797           | 3.146           | 19.444            | 23.892                    | 2.213                               | 10.323                      | 6.114                    |
| 14.                                     | JAWA TENGAH          | -                    | -                | -               | -                 | -                         | -                                   | -                           | -                        |
| 15.                                     | D.I. YOGYAKARTA      | -                    | -                | -               | -                 | -                         | -                                   | -                           | -                        |
| 16.                                     | JAWA TIMUR           | -                    | -                | -               | -                 | -                         | -                                   | -                           | -                        |
| <b>WILAYAH JAWA</b>                     |                      | <b>9.035</b>         | <b>21.397</b>    | <b>3.146</b>    | <b>33.578</b>     | <b>58.092</b>             | <b>2.715</b>                        | <b>10.522</b>               | <b>13.051</b>            |
| 17.                                     | B A L I              | -                    | -                | -               | -                 | -                         | -                                   | -                           | -                        |
| 18.                                     | NUSA TENGGARA BARAT  | -                    | -                | -               | -                 | -                         | -                                   | -                           | -                        |
| 19.                                     | NUSA TENGGARA TIMUR  | -                    | -                | -               | -                 | -                         | -                                   | -                           | -                        |
| <b>WILAYAH NUSA TENGGARA &amp; BALI</b> |                      | <b>-</b>             | <b>-</b>         | <b>-</b>        | <b>-</b>          | <b>-</b>                  | <b>-</b>                            | <b>-</b>                    | <b>-</b>                 |
| 20.                                     | KALIMANTAN BARAT     | 277.464              | 692.228          | 9.174           | 978.866           | 2.112.797                 | 3.052                               | 115.661                     | 317.322                  |
| 21.                                     | KALIMANTAN TENGAH    | 286.118              | 890.717          | 5.902           | 1.182.737         | 3.424.937                 | 3.845                               | 60.985                      | 520.406                  |
| 22.                                     | KALIMANTAN SELATAN   | 142.188              | 405.463          | 903             | 548.554           | 1.594.295                 | 3.932                               | 44.641                      | 230.898                  |
| 23.                                     | KALIMANTAN TIMUR     | 332.520              | 427.325          | 7.838           | 767.683           | 1.526.227                 | 3.572                               | 101.571                     | 263.867                  |
| 24.                                     | KALIMANTAN UTARA     | 74.719               | 83.193           | 3.985           | 161.897           | 276.995                   | 3.330                               | 9.086                       | 68.571                   |
| <b>WILAYAH KALIMANTAN</b>               |                      | <b>1.113.009</b>     | <b>2.498.926</b> | <b>27.802</b>   | <b>3.639.737</b>  | <b>8.935.251</b>          | <b>3.576</b>                        | <b>331.944</b>              | <b>1.401.064</b>         |
| 25.                                     | SULAWESI UTARA       | -                    | -                | -               | -                 | -                         | -                                   | -                           | -                        |
| 26.                                     | GORONTALO            | 4.306                | -                | -               | 4.306             | -                         | -                                   | 2.209                       | -                        |
| 27.                                     | SULAWESI TENGAH      | 70.050               | 83.456           | 322             | 153.828           | 275.185                   | 3.297                               | 25.316                      | 41.731                   |
| 28.                                     | SULAWESI SELATAN     | 14.204               | 34.725           | 3.211           | 52.140            | 81.182                    | 2.338                               | 15.317                      | 10.908                   |
| 29.                                     | SULAWESI BARAT       | 34.727               | 77.301           | 607             | 112.635           | 312.524                   | 4.043                               | 30.203                      | 24.270                   |
| 30.                                     | SULAWESI TENGGARA    | 21.769               | 25.990           | 7               | 47.766            | 77.097                    | 2.966                               | 4.284                       | 20.900                   |
| <b>WILAYAH SULAWESI</b>                 |                      | <b>145.056</b>       | <b>221.472</b>   | <b>4.147</b>    | <b>370.675</b>    | <b>745.988</b>            | <b>3.368</b>                        | <b>77.329</b>               | <b>97.809</b>            |
| 31.                                     | M A L U K U          | 10.918               | -                | -               | 10.918            | -                         | -                                   | 1.886                       | 4.909                    |
| 32.                                     | MALUKU UTARA         | -                    | -                | -               | -                 | -                         | -                                   | -                           | -                        |
| 33.                                     | PAPUA                | 17.349               | 29.354           | 7.298           | 54.001            | 100.520                   | 3.424                               | 12.422                      | 19.237                   |
| 34.                                     | PAPUA BARAT          | 28.126               | 24.275           | -               | 52.401            | 78.609                    | 3.238                               | 10.256                      | 20.331                   |
| <b>WILAYAH MALUKU &amp; PAPUA</b>       |                      | <b>56.393</b>        | <b>53.629</b>    | <b>7.298</b>    | <b>117.320</b>    | <b>179.129</b>            | <b>3.340</b>                        | <b>24.564</b>               | <b>44.477</b>            |
| <b>I N D O N E S I A</b>                |                      | <b>2.567.633</b>     | <b>8.503.784</b> | <b>228.953</b>  | <b>11.300.370</b> | <b>31.284.306</b>         | <b>3.679</b>                        | <b>2.140.774</b>            | <b>3.362.644</b>         |

**DIREKTORAT JENDERAL PERKEBUNAN**  
*Directorate General of Estate Crops*

Keterangan/Note :

1. Angka Sementara/Preliminary\*)

2. Wujud Produksi/Production : Minyak Sawit/Crude Palm Oil

**Tabel 15. Luas Areal dan Produksi Kelapa Sawit Perkebunan Rakyat, Besar Negara, Besar Swasta Nasional dan Besar Swasta Asing (PR+PBN+PBS+PBSA) Menurut Provinsi dan Keadaan Tanaman, Tahun 2016\*\*)**

**Table Area and Palm Oil Production of Smallholder, Government, National Private, and Foreign Private by Province and Tree Crop Classification, 2015\*\*)**

| No.                                     | Provinsi/Province    | Luas Areal/Area (Ha) |                  |                |                   | Produksi Production (Ton) | Produktivitas/Productivity (Kg/Ha) | Jumlah Petani/Farmers (KK) | Jumlah Tenaga Kerja (TK) |
|---|----------------------|----------------------|------------------|----------------|-------------------|---------------------------|------------------------------------|----------------------------|--------------------------|
|   |                      | TBM/Immature         | TM/Mature        | TTM/TR/Damaged | Jumlah/Total      |                           |                                    |                            |                          |
| 1.                                      | ACEH                 | 114.746              | 316.343          | 30.921         | 462.010           | 1.146.793                 | 3.625                              | 128.188                    | 112.362                  |
| 2.                                      | SUMATERA UTARA       | 229.248              | 1.203.873        | 33.299         | 1.466.420         | 5.314.644                 | 4.415                              | 174.356                    | 524.173                  |
| 3.                                      | SUMATERA BARAT       | 50.652               | 350.061          | 12.740         | 413.453           | 1.086.811                 | 3.105                              | 198.211                    | 101.032                  |
| 4.                                      | R I A U              | 403.176              | 1.997.439        | 61.480         | 2.462.095         | 7.717.612                 | 3.864                              | 556.968                    | 510.195                  |
| 5.                                      | KEPULAUAN RIAU       | 1.458                | 19.104           | 197            | 20.759            | 53.514                    | 2.801                              | 180                        | 9.761                    |
| 6.                                      | J A M B I            | 115.406              | 604.165          | 37.643         | 757.214           | 2.089.879                 | 3.459                              | 226.070                    | 140.511                  |
| 7.                                      | SUMATERA SELATAN     | 202.960              | 844.273          | 17.140         | 1.064.373         | 3.308.042                 | 3.918                              | 243.021                    | 281.135                  |
| 8.                                      | KEP. BANGKA BELITUNG | 54.913               | 166.694          | 619            | 222.226           | 606.832                   | 3.640                              | 35.342                     | 79.552                   |
| 9.                                      | BENGKULU             | 81.468               | 223.327          | 3.874          | 308.669           | 914.103                   | 4.093                              | 102.597                    | 56.728                   |
| 10.                                     | LAMPUNG              | 43.898               | 156.654          | 2.222          | 202.774           | 504.099                   | 3.218                              | 102.122                    | 38.193                   |
| <b>WILAYAH SUMATERA</b>                 |                      | <b>1.297.925</b>     | <b>5.881.933</b> | <b>200.135</b> | <b>7.379.993</b>  | <b>22.742.329</b>         | <b>3.866</b>                       | <b>1.767.055</b>           | <b>1.853.642</b>         |
| 11.                                     | DKI. JAKARTA         | -                    | -                | -              | -                 | -                         | -                                  | -                          | -                        |
| 12.                                     | JAWA BARAT           | 3.603                | 10.728           | -              | 14.331            | 34.931                    | 3.256                              | 211                        | 7.027                    |
| 13.                                     | BANTEN               | 5.560                | 10.588           | 2.895          | 19.043            | 23.471                    | 2.217                              | 9.591                      | 6.190                    |
| 14.                                     | JAWA TENGAH          | -                    | -                | -              | -                 | -                         | -                                  | -                          | -                        |
| 15.                                     | D.I. YOGYAKARTA      | -                    | -                | -              | -                 | -                         | -                                  | -                          | -                        |
| 16.                                     | JAWA TIMUR           | -                    | -                | -              | -                 | -                         | -                                  | -                          | -                        |
| <b>WILAYAH JAWA</b>                     |                      | <b>9.163</b>         | <b>21.316</b>    | <b>2.895</b>   | <b>33.374</b>     | <b>58.402</b>             | <b>2.740</b>                       | <b>9.802</b>               | <b>13.217</b>            |
| 17.                                     | B A L I              | -                    | -                | -              | -                 | -                         | -                                  | -                          | -                        |
| 18.                                     | NUSA TENGGARA BARAT  | -                    | -                | -              | -                 | -                         | -                                  | -                          | -                        |
| 19.                                     | NUSA TENGGARA TIMUR  | -                    | -                | -              | -                 | -                         | -                                  | -                          | -                        |
| <b>WILAYAH NUSA TENGGARA &amp; BALI</b> |                      | <b>-</b>             | <b>-</b>         | <b>-</b>       | <b>-</b>          | <b>-</b>                  | <b>-</b>                           | <b>-</b>                   | <b>-</b>                 |
| 20.                                     | KALIMANTAN BARAT     | 280.868              | 727.273          | 9.455          | 1.017.596         | 2.278.951                 | 3.134                              | 110.557                    | 326.191                  |
| 21.                                     | KALIMANTAN TENGAH    | 293.410              | 915.690          | 5.978          | 1.215.078         | 3.727.775                 | 4.071                              | 61.828                     | 536.011                  |
| 22.                                     | KALIMANTAN SELATAN   | 148.285              | 420.397          | 972            | 569.654           | 1.728.537                 | 4.112                              | 48.571                     | 237.629                  |
| 23.                                     | KALIMANTAN TIMUR     | 341.431              | 438.039          | 8.042          | 787.512           | 1.668.276                 | 3.809                              | 103.829                    | 271.114                  |
| 24.                                     | KALIMANTAN UTARA     | 76.883               | 85.483           | 4.108          | 166.474           | 297.799                   | 3.484                              | 9.134                      | 70.628                   |
| <b>WILAYAH KALIMANTAN</b>               |                      | <b>1.140.877</b>     | <b>2.586.882</b> | <b>28.555</b>  | <b>3.756.314</b>  | <b>9.701.338</b>          | <b>3.750</b>                       | <b>333.919</b>             | <b>1.441.573</b>         |
| 25.                                     | SULAWESI UTARA       | -                    | -                | -              | -                 | -                         | -                                  | -                          | -                        |
| 26.                                     | GORONTALO            | 4.306                | -                | -              | 4.306             | -                         | -                                  | 2.209                      | -                        |
| 27.                                     | SULAWESI TENGAH      | 71.816               | 85.256           | 328            | 157.400           | 301.718                   | 3.539                              | 25.262                     | 42.970                   |
| 28.                                     | SULAWESI SELATAN     | 15.611               | 36.144           | 3.555          | 55.310            | 85.456                    | 2.364                              | 16.805                     | 11.020                   |
| 29.                                     | SULAWESI BARAT       | 34.963               | 80.850           | 543            | 116.356           | 336.955                   | 4.168                              | 31.271                     | 24.998                   |
| 30.                                     | SULAWESI TENGGARA    | 22.263               | 26.688           | 10             | 48.961            | 83.553                    | 3.131                              | 4.297                      | 21.483                   |
| <b>WILAYAH SULAWESI</b>                 |                      | <b>148.959</b>       | <b>228.938</b>   | <b>4.436</b>   | <b>382.333</b>    | <b>807.682</b>            | <b>3.528</b>                       | <b>79.844</b>              | <b>100.471</b>           |
| 31.                                     | M A L U K U          | 11.213               | -                | -              | 11.213            | -                         | -                                  | 1.886                      | 5.057                    |
| 32.                                     | MALUKU UTARA         | -                    | -                | -              | -                 | -                         | -                                  | -                          | -                        |
| 33.                                     | PAPUA                | 17.885               | 30.093           | 7.614          | 55.592            | 107.072                   | 3.558                              | 12.995                     | 19.675                   |
| 34.                                     | PAPUA BARAT          | 28.978               | 25.064           | -              | 54.042            | 83.868                    | 3.346                              | 10.680                     | 20.909                   |
| <b>WILAYAH MALUKU &amp; PAPUA</b>       |                      | <b>58.076</b>        | <b>55.157</b>    | <b>7.614</b>   | <b>120.847</b>    | <b>190.940</b>            | <b>3.462</b>                       | <b>25.561</b>              | <b>45.641</b>            |
| <b>I N D O N E S I A</b>                |                      | <b>2.655.000</b>     | <b>8.774.226</b> | <b>243.635</b> | <b>11.672.861</b> | <b>33.500.691</b>         | <b>3.818</b>                       | <b>2.216.181</b>           | <b>3.454.544</b>         |

**DIREKTORAT JENDERAL PERKEBUNAN**  
**Directorate General of Estate Crops**

Keterangan/Note :

1. Angka Estimasi/Estimation\*\*)
2. Wujud Produksi/Production : Minyak Sawit/Crude Palm Oil

**Tabel 16. Luas Areal dan Produksi Kelapa Sawit Perkebunan Rakyat Menurut Provinsi dan Keadaan Tanaman, Tahun 2014**

**Table Area and Palm Oil Production of Smallholder By Province and Tree Crop Classification, 2014**

| No.                                     | Provinsi/Province    | Luas Areal/Area (Ha) |                  |                |                  | Produksi Production (Ton) | Produktivitas/Productivity (Kg/Ha) | Jumlah Petani/Farmers (KK) |
|---|----------------------|----------------------|------------------|----------------|------------------|---------------------------|------------------------------------|----------------------------|
|   |                      | TBM/Immature         | TM/Mature        | TTM/TR/Damaged | Jumlah/Total     |                           |                                    |                            |
| 1.                                      | ACEH                 | 66.437               | 131.209          | 17.204         | 214.850          | 375.828                   | 2.864                              | 116.067                    |
| 2.                                      | SUMATERA UTARA       | 62.397               | 350.283          | 3.888          | 416.568          | 1.186.866                 | 3.388                              | 173.728                    |
| 3.                                      | SUMATERA BARAT       | 36.642               | 155.413          | 98             | 192.153          | 450.941                   | 2.902                              | 180.172                    |
| 4.                                      | R I A U              | 223.742              | 1.098.935        | 35.143         | 1.357.819        | 3.706.891                 | 3.373                              | 524.561                    |
| 5.                                      | KEPULAUAN RIAU       | 785                  | 431              | 32             | 1.248            | 1.109                     | 2.573                              | 181                        |
| 6.                                      | J A M B I            | 97.404               | 324.348          | 14.283         | 436.035          | 977.805                   | 3.015                              | 207.005                    |
| 7.                                      | SUMATERA SELATAN     | 88.619               | 312.917          | 7.370          | 408.905          | 1.138.141                 | 3.637                              | 197.912                    |
| 8.                                      | KEP. BANGKA BELITUNG | 27.775               | 33.129           | 601            | 61.505           | 100.592                   | 3.036                              | 34.436                     |
| 9.                                      | BENGKULU             | 56.360               | 131.775          | 2.228          | 190.363          | 466.056                   | 3.537                              | 101.908                    |
| 10.                                     | LAMPUNG              | 34.406               | 79.037           | 1.021          | 114.464          | 183.876                   | 2.326                              | 92.486                     |
| <b>WILAYAH SUMATERA</b>                 |                      | <b>694.566</b>       | <b>2.617.476</b> | <b>81.867</b>  | <b>3.393.910</b> | <b>8.588.105</b>          | <b>3.281</b>                       | <b>1.628.456</b>           |
| 11.                                     | DKI. JAKARTA         | -                    | -                | -              | -                | -                         | -                                  | -                          |
| 12.                                     | JAWA BARAT           | 164                  | 95               | -              | 259              | 168                       | 1.768                              | 197                        |
| 13.                                     | BANTEN               | 688                  | 4.641            | 2.608          | 7.936            | 10.401                    | 2.241                              | 10.549                     |
| 14.                                     | JAWA TENGAH          | -                    | -                | -              | -                | -                         | -                                  | -                          |
| 15.                                     | D.I. YOGYAKARTA      | -                    | -                | -              | -                | -                         | -                                  | -                          |
| 16.                                     | JAWA TIMUR           | -                    | -                | -              | -                | -                         | -                                  | -                          |
| <b>WILAYAH JAWA</b>                     |                      | <b>852</b>           | <b>4.736</b>     | <b>2.608</b>   | <b>8.195</b>     | <b>10.569</b>             | <b>2.232</b>                       | <b>10.746</b>              |
| 17.                                     | B A L I              | -                    | -                | -              | -                | -                         | -                                  | -                          |
| 18.                                     | NUSA TENGGARA BARAT  | -                    | -                | -              | -                | -                         | -                                  | -                          |
| 19.                                     | NUSA TENGGARA TIMUR  | -                    | -                | -              | -                | -                         | -                                  | -                          |
| <b>WILAYAH NUSA TENGGARA &amp; BALI</b> |                      | <b>-</b>             | <b>-</b>         | <b>-</b>       | <b>-</b>         | <b>-</b>                  | <b>-</b>                           | <b>-</b>                   |
| 20.                                     | KALIMANTAN BARAT     | 82.214               | 257.223          | 429            | 339.866          | 492.993                   | 1.917                              | 102.883                    |
| 21.                                     | KALIMANTAN TENGAH    | 57.138               | 79.605           | 4.166          | 140.909          | 228.682                   | 2.873                              | 60.899                     |
| 22.                                     | KALIMANTAN SELATAN   | 29.993               | 49.063           | 637            | 79.693           | 156.750                   | 3.195                              | 41.005                     |
| 23.                                     | KALIMANTAN TIMUR     | 120.871              | 112.097          | 3.984          | 236.952          | 315.733                   | 2.817                              | 100.302                    |
| 24.                                     | KALIMANTAN UTARA     | 8.515                | 16.069           | 262            | 24.845           | 45.379                    | 2.824                              | 9.193                      |
| <b>WILAYAH KALIMANTAN</b>               |                      | <b>298.730</b>       | <b>514.057</b>   | <b>9.478</b>   | <b>822.265</b>   | <b>1.239.538</b>          | <b>2.411</b>                       | <b>314.282</b>             |
| 25.                                     | SULAWESI UTARA       | -                    | -                | -              | -                | -                         | -                                  | -                          |
| 26.                                     | GORONTALO            | 4.306                | -                | -              | 4.306            | -                         | -                                  | 2.209                      |
| 27.                                     | SULAWESI TENGAH      | 32.691               | 36.758           | 237            | 69.686           | 127.191                   | 3.460                              | 24.635                     |
| 28.                                     | SULAWESI SELATAN     | 12.568               | 14.155           | 3.084          | 29.807           | 34.919                    | 2.467                              | 15.056                     |
| 29.                                     | SULAWESI BARAT       | 17.060               | 43.257           | 577            | 60.894           | 159.575                   | 3.689                              | 28.695                     |
| 30.                                     | SULAWESI TENGGARA    | 5.288                | 618              | 7              | 5.913            | 128                       | 206                                | 4.214                      |
| <b>WILAYAH SULAWESI</b>                 |                      | <b>71.914</b>        | <b>94.788</b>    | <b>3.905</b>   | <b>170.607</b>   | <b>321.812</b>            | <b>3.395</b>                       | <b>74.809</b>              |
| 31.                                     | M A L U K U          | 1.100                | -                | -              | 1.100            | -                         | -                                  | 1.886                      |
| 32.                                     | MALUKU UTARA         | -                    | -                | -              | -                | -                         | -                                  | -                          |
| 33.                                     | PAPUA                | 5.329                | 3.156            | 6.399          | 14.884           | 8.666                     | 2.746                              | 11.907                     |
| 34.                                     | PAPUA BARAT          | 656                  | 10.749           | -              | 11.405           | 36.705                    | 3.415                              | 9.964                      |
| <b>WILAYAH MALUKU &amp; PAPUA</b>       |                      | <b>7.085</b>         | <b>13.905</b>    | <b>6.399</b>   | <b>27.389</b>    | <b>45.371</b>             | <b>3.263</b>                       | <b>23.757</b>              |
| <b>I N D O N E S I A</b>                |                      | <b>1.073.147</b>     | <b>3.244.962</b> | <b>104.257</b> | <b>4.422.365</b> | <b>10.205.395</b>         | <b>3.145</b>                       | <b>2.052.050</b>           |

**DIREKTORAT JENDERAL PERKEBUNAN**  
*Directorate General of Estate Crops*

Keterangan/Note :

1. Angka Tetap/Fixed

2. Wujud Produksi/Production : Minyak Sawit/Crude Palm Oil

**Tabel 17. Luas Areal dan Produksi Kelapa Sawit Perkebunan Rakyat Menurut Kabupaten dan Keadaan Tanaman, Tahun 2014**

**Table Area and Palm Oil Production of Smallholder by District and Tree Crop Classification, 2014**

| No.       | PROVINSI/KABUPATEN<br><i>Province/District</i> | Luas Areal/Area (Ha) |                |                    |                  | Produksi<br>Production<br>(Ton) | Produktivitas/<br>Productivity<br>(Kg/Ha) | Jumlah<br>Petani/<br>Farmers<br>(KK) |
|-----------|--|----------------------|----------------|--------------------|------------------|---------------------------------|---|--------------------------------------|
|           |  | TBM/<br>Immature     | TM/<br>Mature  | TTM/TR/<br>Damaged | Jumlah/<br>Total |                                 |   |                                      |
| <b>1.</b> | <b>ACEH</b>                                    |                      |                |                    |                  |                                 |   |                                      |
|           | Kab. Aceh Besar                                | 1.023                | 515            | 69                 | 1.607            | 690                             | 1.340                                     | 698                                  |
|           | Kab. Pidie                                     | 23                   | 29             | 32                 | 84               | 31                              | 1.069                                     | 68                                   |
|           | Kab. Pidie Jaya                                | 438                  | 296            | 2                  | 736              | 719                             | 2.429                                     | 1.304                                |
|           | Kab. Bireun                                    | 1.725                | 1.388          | 111                | 3.224            | 1.799                           | 1.296                                     | 2.352                                |
|           | Kab. Aceh Tengah                               | -                    | -              | -                  | -                | -                               | -   | -                                    |
|           | Kab. Aceh Utara                                | 4.156                | 10.093         | 3.002              | 17.251           | 39.348                          | 3.899                                     | 9.995                                |
|           | Kab. Lhokseumawe                               | 105                  | 104            | -                  | 208              | 243                             | 2.348                                     | 128                                  |
|           | Kab. Aceh Timur                                | 10.551               | 13.111         | 1.636              | 25.298           | 28.346                          | 2.162                                     | 11.996                               |
|           | Kab. Langsa                                    | 8                    | 400            | 2                  | 410              | 865                             | 2.163                                     | 748                                  |
|           | Kab. Aceh Tamiang                              | 4.042                | 15.034         | 1.271              | 20.347           | 44.380                          | 2.952                                     | 9.576                                |
|           | Kab. Aceh Tenggara                             | 1.616                | 5.115          | 8                  | 6.739            | 17.186                          | 3.360                                     | 1.412                                |
|           | Kab. Gayo Lues                                 | -                    | -              | -                  | -                | -                               | -   | -                                    |
|           | Kab. Aceh Jaya                                 | 4.723                | 6.614          | 2.207              | 13.544           | 16.548                          | 2.502                                     | 9.939                                |
|           | Kab. Aceh Barat                                | 2.656                | 4.445          | 391                | 7.492            | 15.570                          | 3.502                                     | 6.434                                |
|           | Kab. Nagan Raya                                | 15.815               | 24.027         | 374                | 40.216           | 74.905                          | 3.118                                     | 20.069                               |
|           | Kab. Simeulue                                  | 1.608                | 1.638          | 567                | 3.813            | 1.741                           | 1.063                                     | 3.321                                |
|           | Kab. Aceh Barat Daya                           | 2.545                | 10.140         | 4.415              | 17.100           | 14.203                          | 1.401                                     | 9.460                                |
|           | Kab. Aceh Selatan                              | 1.942                | 5.814          | 219                | 7.975            | 12.801                          | 2.202                                     | 6.452                                |
|           | Kab. Aceh Singkil                              | 7.153                | 21.578         | 1.979              | 30.710           | 74.503                          | 3.453                                     | 9.316                                |
|           | Kab. Subulussalam                              | 5.481                | 10.788         | 527                | 16.796           | 31.850                          | 2.952                                     | 11.749                               |
|           | Kab. Sabang                                    | -                    | -              | -                  | -                | -                               | -   | -                                    |
|           | Kab. Bener Meriah                              | 828                  | 80             | 392                | 1.300            | 100                             | 1.250                                     | 1.050                                |
|           | <b>PROPINSI/PROVINCE</b>                       | <b>66.437</b>        | <b>131.209</b> | <b>17.204</b>      | <b>214.850</b>   | <b>375.828</b>                  | <b>2.864</b>                              | <b>116.067</b>                       |

| No.       | PROVINSI/KABUPATEN<br><i>Province/District</i> | Luas Areal/Area (Ha) |                |                    |                  | Produksi<br>Production<br>(Ton) | Produktivitas/<br>Productivity<br>(Kg/Ha) | Jumlah<br>Petani/<br>Farmers<br>(KK) |
|-----------|--|----------------------|----------------|--------------------|------------------|---------------------------------|---|--------------------------------------|
|           |  | TBM/<br>Immature     | TM/<br>Mature  | TTM/TR/<br>Damaged | Jumlah/<br>Total |                                 |   |                                      |
| <b>2.</b> | <b>SUMATERA UTARA</b>                          |                      |                |                    |                  |                                 |   |                                      |
|           | Kab. Deli Serdang                              | 2.731                | 11.604         | 79                 | 14.414           | 39.499                          | 3.404                                     | 7.975                                |
|           | Kab. Langkat                                   | 5.862                | 39.200         | 372                | 45.434           | 133.008                         | 3.393                                     | 13.362                               |
|           | Kab. Simalungun                                | 3.210                | 25.140         | 32                 | 28.382           | 92.850                          | 3.693                                     | 13.650                               |
|           | Kab. Karo                                      | 481                  | 762            | 93                 | 1.336            | 1.884                           | 2.472                                     | 530                                  |
|           | Kab. Dairi                                     | 32                   | 120            | 10                 | 162              | 239                             | 1.992                                     | 125                                  |
|           | Kab. Tapanuli Utara                            | 20                   | 10             | 14                 | 44               | 15                              | 1.500                                     | 120                                  |
|           | Kab. Tapanuli Tengah                           | 1.522                | 1.673          | 33                 | 3.228            | 5.621                           | 3.360                                     | 3.360                                |
|           | Kab. Tapanuli Selatan                          | 2.198                | 2.939          | 30                 | 5.167            | 10.802                          | 3.675                                     | 2.600                                |
|           | Kab. Labuhan Batu                              | 2.675                | 31.820         | 75                 | 34.570           | 102.300                         | 3.215                                     | 15.898                               |
|           | Kab. Lab. Batu Utara                           | 5.910                | 61.652         | 616                | 68.178           | 188.560                         | 3.058                                     | 15.960                               |
|           | Kab. Lab. Batu Selatan                         | 1.936                | 40.136         | 602                | 42.674           | 135.110                         | 3.366                                     | 13.952                               |
|           | Kab. Asahan                                    | 10.572               | 60.650         | 1.112              | 72.334           | 224.502                         | 3.702                                     | 36.640                               |
|           | Kab. Mandailing Natal                          | 3.925                | 11.905         | 9                  | 15.839           | 44.902                          | 3.772                                     | 5.700                                |
|           | Kab. Toba Samosir                              | 138                  | 504            | 16                 | 658              | 805                             | 1.597                                     | 238                                  |
|           | Kab. Humbang Hasundutan                        | 74                   | 175            | 38                 | 287              | 140                             | 800                                       | 341                                  |
|           | Kab. Pak-pak Bharat                            | 562                  | 872            | 188                | 1.622            | 810                             | 929                                       | 274                                  |
|           | Kab. Serdang Bedagai                           | 1.830                | 10.692         | 17                 | 12.539           | 34.528                          | 3.229                                     | 12.542                               |
|           | Kab. Padang Lawas Utara                        | 9.085                | 17.500         | 81                 | 26.666           | 60.485                          | 3.456                                     | 13.233                               |
|           | Kab. Batubara                                  | 2.095                | 6.246          | 381                | 8.722            | 19.900                          | 3.186                                     | 6.742                                |
|           | Kab. Padang Lawas                              | 6.860                | 26.681         | 90                 | 33.631           | 90.900                          | 3.407                                     | 9.949                                |
|           | Kab. Nias Selatan                              | 679                  | 2              | -                  | 681              | 6                               | 3.000                                     | 537                                  |
|           | <b>PROPINSI/PROVINCE</b>                       | <b>62.397</b>        | <b>350.283</b> | <b>3.888</b>       | <b>416.568</b>   | <b>1.186.866</b>                | <b>3.388</b>                              | <b>173.728</b>                       |
| <b>3.</b> | <b>SUMATERA BARAT</b>                          |                      |                |                    |                  |                                 |   |                                      |
|           | Kab. Pesisir Selatan                           | 9.227                | 12.954         | 2                  | 22.183           | 34.080                          | 2.631                                     | 31.517                               |
|           | Kab. Solok                                     | 5                    | 15             | -                  | 20               | 44                              | 2.933                                     | 9                                    |
|           | Kab. Sijunjung                                 | 2.492                | 8.543          | 10                 | 11.045           | 25.671                          | 3.005                                     | 7.569                                |
|           | Kab. Tanah Datar                               | -                    | -              | -                  | -                | -                               | -   | -                                    |
|           | Kab. Solok Selatan                             | 435                  | 962            | 15                 | 1.412            | 3.261                           | 3.390                                     | 3.514                                |
|           | Kab. Padang Pariaman                           | 3.094                | 15.976         | -                  | 19.070           | 39.489                          | 2.472                                     | 17.543                               |
|           | Kab. Agam                                      | 97                   | 2.685          | -                  | 2.782            | 7.818                           | 2.912                                     | 682                                  |
|           | Kab. 50 Kota                                   | 1.407                | 2.323          | -                  | 3.729            | 7.033                           | 3.028                                     | 2.591                                |
|           | Kab. Pasaman                                   | 1.114                | 3.220          | 51                 | 4.385            | 9.324                           | 2.896                                     | 1.192                                |
|           | Kab. Dhamas Raya                               | 2.486                | 27.795         | 15                 | 30.296           | 78.069                          | 2.809                                     | 28.598                               |
|           | Kab. Pasaman Barat                             | 16.196               | 80.839         | -                  | 97.035           | 245.985                         | 3.043                                     | 86.807                               |
|           | Kab. Padang                                    | -                    | 7              | -                  | 7                | 6                               | 857                                       | 9                                    |
|           | Kab. Solok                                     | 5                    | 4              | -                  | 9                | 17                              | 4.250                                     | 12                                   |
|           | Kab. Sawahlunto                                | 65                   | 52             | 5                  | 121              | 117                             | 2.258                                     | 54                                   |
|           | Kab. Pariaman                                  | 20                   | 39             | -                  | 59               | 27                              | 692                                       | 75                                   |
|           | <b>PROPINSI/PROVINCE</b>                       | <b>36.642</b>        | <b>155.413</b> | <b>98</b>          | <b>192.153</b>   | <b>450.941</b>                  | <b>2.902</b>                              | <b>180.172</b>                       |

| No.       | PROVINSI/KABUPATEN<br><i>Province/District</i> | Luas Areal/Area (Ha) |                  |                    |                  | Produksi<br>Production<br>(Ton) | Produktivitas/<br>Productivity<br>(Kg/Ha) | Jumlah<br>Petani/<br>Farmers<br>(KK) |
|-----------|--|----------------------|------------------|--------------------|------------------|---------------------------------|---|--------------------------------------|
|           |  | TBM/<br>Immature     | TM/<br>Mature    | TTM/TR/<br>Damaged | Jumlah/<br>Total |                                 |   |                                      |
| <b>4.</b> | <b>RIAU</b>                                    |                      |                  |                    |                  |                                 |   |                                      |
|           | Kab. Kampar                                    | 18.858               | 177.733          | 120                | 196.710          | 523.882                         | 2.948                                     | 85.342                               |
|           | Kab. Rokan Hulu                                | 41.185               | 158.267          | 8.459              | 207.911          | 622.473                         | 3.933                                     | 69.225                               |
|           | Kab. Pelalawan                                 | 3.614                | 114.904          | 364                | 118.882          | 449.793                         | 3.915                                     | 40.115                               |
|           | Kab. Indragiri Hulu                            | 3.210                | 53.641           | 34                 | 56.885           | 201.734                         | 3.761                                     | 31.209                               |
|           | Kab. Kuantan Sengingi                          | 11.151               | 60.688           | 1.074              | 72.912           | 166.127                         | 2.737                                     | 41.930                               |
|           | Kab. Bengkalis                                 | 52.047               | 106.505          | 1.954              | 160.506          | 285.093                         | 2.677                                     | 43.798                               |
|           | Kab. Rokan Hilir                               | 16.171               | 148.416          | 18.584             | 183.171          | 500.763                         | 3.374                                     | 59.049                               |
|           | Kab. Dumai                                     | 11.691               | 24.343           | 1.095              | 37.129           | 79.883                          | 3.282                                     | 9.822                                |
|           | Kab. Siak                                      | 29.356               | 181.052          | 129                | 210.537          | 623.044                         | 3.441                                     | 63.837                               |
|           | Kab. Indragiri Hilir                           | 33.030               | 72.667           | 3.330              | 109.027          | 251.417                         | 3.460                                     | 79.530                               |
|           | Kab. Kepulauan Meranti                         | 3.429                | 720              | -                  | 4.149            | 2.682                           | 3.725                                     | 704                                  |
|           | Kota Pekanbaru                                 | -                    | -                | -                  | -                | -                               | -   | -                                    |
|           | <b>PROPINSI/PROVINCE</b>                       | <b>223.742</b>       | <b>1.098.935</b> | <b>35.143</b>      | <b>1.357.819</b> | <b>3.706.891</b>                | <b>3.373</b>                              | <b>524.561</b>                       |
| <b>5.</b> | <b>KEPULAUAN RIAU</b>                          |                      |                  |                    |                  |                                 |   |                                      |
|           | Kab. Bintan                                    | 753                  | 328              | -                  | 1.081            | 1.090                           | 3.323                                     | 104                                  |
|           | Kab. Karimun                                   | 32                   | 103              | 32                 | 167              | 19                              | 184                                       | 77                                   |
|           | Kab. Natuna                                    | -                    | -                | -                  | -                | -                               | -   | -                                    |
|           | Kab. Lingga                                    | -                    | -                | -                  | -                | -                               | -   | -                                    |
|           | Kota Tanjung Pinang                            | -                    | -                | -                  | -                | -                               | -   | -                                    |
|           | Kota Batam                                     | -                    | -                | -                  | -                | -                               | -   | -                                    |
|           | <b>PROPINSI/PROVINCE</b>                       | <b>785</b>           | <b>431</b>       | <b>32</b>          | <b>1.248</b>     | <b>1.109</b>                    | <b>2.573</b>                              | <b>181</b>                           |
| <b>6.</b> | <b>JAMBI</b>                                   |                      |                  |                    |                  |                                 |   |                                      |
|           | Kab. Batanghari                                | 8.068                | 31.947           | 1.765              | 41.780           | 115.953                         | 3.630                                     | 14.692                               |
|           | Kab. Muaro Jambi                               | 13.026               | 72.482           | 12.044             | 97.552           | 187.643                         | 2.589                                     | 44.626                               |
|           | Kab. Bungo                                     | 21.470               | 31.594           | 109                | 53.173           | 102.113                         | 3.232                                     | 17.993                               |
|           | Kab. Tebo                                      | 9.577                | 27.192           | 24                 | 36.793           | 78.081                          | 2.871                                     | 16.572                               |
|           | Kab. Merangin                                  | 13.340               | 44.723           | 1                  | 58.064           | 172.609                         | 3.860                                     | 48.169                               |
|           | Kab. Sarolangun                                | 6.326                | 24.455           | 330                | 31.111           | 54.102                          | 2.212                                     | 19.437                               |
|           | Kab. Tanjung Jabung Barat                      | 14.757               | 69.329           | 1                  | 84.087           | 221.451                         | 3.194                                     | 34.139                               |
|           | Kab. Tanjung Jabung Timur                      | 10.760               | 22.617           | 4                  | 33.381           | 45.841                          | 2.027                                     | 11.316                               |
|           | Kab. Kerinci                                   | 80                   | 9                | 5                  | 94               | 12                              | 1.333                                     | 60                                   |
|           | Kota Sungai Penuh                              | -                    | -                | -                  | -                | -                               | -   | -                                    |
|           | <b>PROPINSI/PROVINCE</b>                       | <b>97.404</b>        | <b>324.348</b>   | <b>14.283</b>      | <b>436.035</b>   | <b>977.805</b>                  | <b>3.015</b>                              | <b>207.005</b>                       |

| No.       | PROVINSI/KABUPATEN<br><i>Province/District</i> | Luas Areal/Area (Ha) |                |                    |                  | Produksi<br>Production<br>(Ton) | Produktivitas/<br>Productivity<br>(Kg/Ha) | Jumlah<br>Petani/<br>Farmers<br>(KK) |
|-----------|--|----------------------|----------------|--------------------|------------------|---------------------------------|---|--------------------------------------|
|           |  | TBM/<br>Immature     | TM/<br>Mature  | TTM/TR/<br>Damaged | Jumlah/<br>Total |                                 |   |                                      |
| <b>7.</b> | <b>SUMATERA SELATAN</b>                        |                      |                |                    |                  |                                 |   |                                      |
|           | Kab. Lahat                                     | 2.839                | 14.818         | 417                | 18.074           | 52.092                          | 3.515                                     | 10.515                               |
|           | Kab. Empat Lawang                              | 91                   | 86             | -                  | 177              | 84                              | 977                                       | 185                                  |
|           | Kab. Pagar Alam                                | -                    | -              | -                  | -                | -                               | -   | -                                    |
|           | Kab. Musi Banyu Asin                           | 35.358               | 78.156         | 3.761              | 117.275          | 317.779                         | 4.066                                     | 52.881                               |
|           | Kab. Banyu Asin                                | 8.765                | 27.769         | -                  | 36.534           | 51.328                          | 1.848                                     | 18.294                               |
|           | Kab. Musi Rawas                                | 8.917                | 45.208         | 312                | 54.437           | 151.761                         | 3.357                                     | 21.101                               |
|           | Kab. Muratara                                  | 1.112                | 9.061          | 577                | 10.750           | 30.445                          | 3.360                                     | 6.421                                |
|           | Kab. Lubuk Linggau                             | 113                  | 121            | -                  | 235              | 191                             | 1.573                                     | 20                                   |
|           | Kab. Ogan Komering Ulu                         | 1.351                | 19.456         | 500                | 21.307           | 71.198                          | 3.659                                     | 10.574                               |
|           | Kab. OKU Timur                                 | 4.262                | 14.275         | 197                | 18.734           | 47.115                          | 3.300                                     | 9.538                                |
|           | Kab. OKU Selatan                               | 321                  | 68             | -                  | 389              | 136                             | 2.000                                     | 274                                  |
|           | Kab. Ogan Komering Ilir                        | 12.143               | 58.970         | 247                | 71.360           | 265.969                         | 4.510                                     | 39.936                               |
|           | Kab. Ogan Ilir                                 | 1.482                | 2.839          | 605                | 4.926            | 9.844                           | 3.467                                     | 3.044                                |
|           | Kab. Muara Enim                                | 8.744                | 35.527         | 580                | 44.851           | 129.500                         | 3.645                                     | 23.505                               |
|           | Kab. Pali                                      | 3.043                | 5.662          | 170                | 8.875            | 7.785                           | 1.375                                     | 1.113                                |
|           | Kab. Prabumulih                                | 22                   | 832            | -                  | 854              | 2.703                           | 3.249                                     | 428                                  |
|           | Kab. Palembang                                 | 55                   | 68             | 4                  | 127              | 211                             | 3.100                                     | 83                                   |
|           | <b>PROPINSI/PROVINCE</b>                       | <b>88.619</b>        | <b>312.917</b> | <b>7.370</b>       | <b>408.905</b>   | <b>1.138.141</b>                | <b>3.637</b>                              | <b>197.912</b>                       |
| <b>8.</b> | <b>KEPULAUAN BANGKA<br/>BELITUNG</b>           |                      |                |                    |                  |                                 |   |                                      |
|           | Kab. Bangka                                    | 2.110                | 7.461          | 55                 | 9.626            | 28.739                          | 3.852                                     | 9.052                                |
|           | Kab. Bangka Tengah                             | 3.457                | 3.715          | 68                 | 7.240            | 12.680                          | 3.413                                     | 3.948                                |
|           | Kab. Bangka Selatan                            | 11.155               | 8.649          | 419                | 20.223           | 19.077                          | 2.206                                     | 10.760                               |
|           | Kab. Bangka Barat                              | 5.842                | 11.439         | 31                 | 17.311           | 34.674                          | 3.031                                     | 5.277                                |
|           | Kab. Belitung                                  | 4.142                | 1.054          | 18                 | 5.214            | 3.666                           | 3.478                                     | 4.729                                |
|           | Kab. Belitung Timur                            | 1.069                | 811            | 10                 | 1.891            | 1.756                           | 2.164                                     | 670                                  |
|           | Kota Pangkal Pinang                            | -                    | -              | -                  | -                | -                               | -   | -                                    |
|           | <b>PROPINSI/PROVINCE</b>                       | <b>27.775</b>        | <b>33.129</b>  | <b>601</b>         | <b>61.505</b>    | <b>100.592</b>                  | <b>3.036</b>                              | <b>34.436</b>                        |
| <b>9.</b> | <b>BENGKULU</b>                                |                      |                |                    |                  |                                 |   |                                      |
|           | Kab. Bengkulu Utara                            | 8.978                | 18.089         | 781                | 27.848           | 63.748                          | 3.524                                     | 17.162                               |
|           | Kab. Mukomuko                                  | 26.032               | 71.474         | 1.208              | 98.714           | 267.872                         | 3.748                                     | 43.873                               |
|           | Kab. Rejang Lebong                             | 283                  | 200            | 3                  | 486              | 466                             | 2.330                                     | 237                                  |
|           | Kab. Kepahiang                                 | 32                   | 91             | 8                  | 131              | 222                             | 2.440                                     | 88                                   |
|           | Kab. Lebong                                    | 416                  | 75             | 2                  | 493              | 236                             | 3.147                                     | 327                                  |
|           | Kab. Bengkulu Selatan                          | 2.392                | 11.688         | 13                 | 14.093           | 34.318                          | 2.936                                     | 12.627                               |
|           | Kab. Seluma                                    | 10.288               | 20.910         | 183                | 31.381           | 66.702                          | 3.190                                     | 13.645                               |
|           | Kab. Kaur                                      | 4.096                | 4.000          | 18                 | 8.114            | 12.360                          | 3.090                                     | 6.709                                |
|           | Kota Bengkulu                                  | 241                  | 1.568          | 12                 | 1.821            | 6.352                           | 4.051                                     | 1.081                                |
|           | Kab. Bengkulu Tengah                           | 3.602                | 3.680          | -                  | 7.282            | 13.780                          | 3.745                                     | 6.159                                |
|           | <b>PROPINSI/PROVINCE</b>                       | <b>56.360</b>        | <b>131.775</b> | <b>2.228</b>       | <b>190.363</b>   | <b>466.056</b>                  | <b>3.537</b>                              | <b>101.908</b>                       |

| No.        | PROVINSI/KABUPATEN<br><i>Province/District</i> | Luas Areal/Area (Ha) |                |                    |                  | Produksi<br>Production<br>(Ton) | Produktivitas/<br>Productivity<br>(Kg/Ha) | Jumlah<br>Petani/<br>Farmers<br>(KK) |
|------------|--|----------------------|----------------|--------------------|------------------|---------------------------------|---|--------------------------------------|
|            |  | TBM/<br>Immature     | TM/<br>Mature  | TTM/TR/<br>Damaged | Jumlah/<br>Total |                                 |   |                                      |
| <b>10.</b> | <b>LAMPUNG</b>                                 |                      |                |                    |                  |                                 |   |                                      |
|            | Kab. Lampung Selatan                           | 1.492                | 7.206          | 38                 | 8.736            | 16.117                          | 2.237                                     | 8.744                                |
|            | Kab. Pesawaran                                 | 76                   | 535            | -                  | 611              | 611                             | 1.142                                     | 202                                  |
|            | Kab. Lampung Tengah                            | 3.248                | 15.625         | 281                | 19.154           | 41.298                          | 2.643                                     | 16.608                               |
|            | Kab. Lampung Timur                             | 4.431                | 2.894          | 279                | 7.604            | 8.515                           | 2.942                                     | 7.376                                |
|            | Kab. Lampung Utara                             | 2.808                | 5.836          | 298                | 8.942            | 5.046                           | 865                                       | 2.754                                |
|            | Kab. Way Kanan                                 | 8.774                | 5.572          | 79                 | 14.425           | 14.697                          | 2.638                                     | 20.607                               |
|            | Kab. Lampung Barat                             | 18                   | 8              | -                  | 26               | 14                              | 1.750                                     | 26                                   |
|            | Kab. Tulang Bawang                             | 4.574                | 14.900         | 5                  | 19.479           | 42.339                          | 2.842                                     | 12.986                               |
|            | Kab. Tanggamus                                 | 18                   | 12             | -                  | 30               | 36                              | 3.000                                     | 28                                   |
|            | Kab. Bandar Lampung                            | 20                   | 43             | 1                  | 64               | 87                              | 2.023                                     | 12                                   |
|            | Kab. Pringsewu                                 | 490                  | 1.028          | -                  | 1.518            | 2.422                           | 2.356                                     | 1.681                                |
|            | Kab. Tulang Bawang Barat                       | 1.584                | 4.111          | 8                  | 5.703            | 5.287                           | 1.286                                     | 482                                  |
|            | Kab. Mesuji                                    | 6.608                | 14.980         | -                  | 21.588           | 33.026                          | 2.205                                     | 14.392                               |
|            | Kota Metro                                     | 1                    | 1              | -                  | 2                | 2                               | 2.000                                     | 6                                    |
|            | Kab. Pesisir Barat                             | 264                  | 6.286          | 32                 | 6.582            | 14.379                          | 2.287                                     | 6.582                                |
|            | <b>PROPINSI/PROVINCE</b>                       | <b>34.406</b>        | <b>79.037</b>  | <b>1.021</b>       | <b>114.464</b>   | <b>183.876</b>                  | <b>2.326</b>                              | <b>92.486</b>                        |
| <b>11.</b> | <b>JAWA BARAT</b>                              |                      |                |                    |                  |                                 |   |                                      |
|            | Kab. Tasikmalaya                               | 12                   | 3              | -                  | 15               | -                               | -   | 10                                   |
|            | Kab. Garut                                     | 80                   | -              | -                  | 80               | -                               | -   | 62                                   |
|            | Kab. Pangandaran                               | 6                    | -              | -                  | 6                | -                               | -   | -                                    |
|            | Kab. Subang                                    | 66                   | 92             | -                  | 158              | 168                             | 1.826                                     | 125                                  |
|            | <b>PROPINSI/PROVINCE</b>                       | <b>164</b>           | <b>95</b>      | <b>-</b>           | <b>259</b>       | <b>168</b>                      | <b>1.768</b>                              | <b>197</b>                           |
| <b>12.</b> | <b>BANTEN</b>                                  |                      |                |                    |                  |                                 |   |                                      |
|            | Kab. Pandeglang                                | 445                  | 1.973          | 1.409              | 3.826            | 4.604                           | 2.334                                     | 2.329                                |
|            | Kab. Lebak                                     | 243                  | 2.668          | 1.199              | 4.110            | 5.797                           | 2.173                                     | 8.220                                |
|            | <b>PROPINSI/PROVINCE</b>                       | <b>688</b>           | <b>4.641</b>   | <b>2.608</b>       | <b>7.936</b>     | <b>10.401</b>                   | <b>2.241</b>                              | <b>10.549</b>                        |
| <b>13.</b> | <b>KALIMANTAN BARAT</b>                        |                      |                |                    |                  |                                 |   |                                      |
|            | Kab. Pontianak                                 | 11.379               | 10.785         | -                  | 22.164           | 21.151                          | 1.961                                     | 7.751                                |
|            | Kab. Landak                                    | 5.367                | 8.153          | -                  | 13.520           | 14.873                          | 1.824                                     | 4.633                                |
|            | Kab. Sambas                                    | 4.601                | 14.218         | -                  | 18.819           | 31.658                          | 2.227                                     | 6.419                                |
|            | Kab. Bengkayang                                | 2.146                | 911            | 101                | 3.158            | 1.702                           | 1.868                                     | 893                                  |
|            | Kab. Singkawang                                | 15.884               | 99.615         | 328                | 115.827          | 162.957                         | 1.636                                     | 35.253                               |
|            | Kab. Sanggau                                   | 18.477               | 56.477         | -                  | 74.954           | 113.254                         | 2.005                                     | 16.891                               |
|            | Kab. Sekadau                                   | 5.198                | 25.846         | -                  | 31.044           | 62.580                          | 2.421                                     | 11.517                               |
|            | Kab. Sintang                                   | -                    | 837            | -                  | 837              | 1.655                           | 1.977                                     | 1.510                                |
|            | Kab. Melawi                                    | 6.622                | 26.484         | -                  | 33.106           | 55.691                          | 2.103                                     | 13.093                               |
|            | Kab. Kapuas Hulu                               | -                    | 6.404          | -                  | 6.404            | 17.367                          | 2.712                                     | 3.202                                |
|            | Kab. Ketapang                                  | -                    | 1.694          | -                  | 1.694            | 2.217                           | 1.309                                     | 847                                  |
|            | Kab. Kayong Utara                              | 9.615                | 2.607          | -                  | 12.222           | 4.550                           | 1.745                                     | 762                                  |
|            | Kab. Kubu Raya                                 | 2.925                | 3.192          | -                  | 6.117            | 3.338                           | 1.046                                     | 112                                  |
|            | <b>PROPINSI/PROVINCE</b>                       | <b>82.214</b>        | <b>257.223</b> | <b>429</b>         | <b>339.866</b>   | <b>492.993</b>                  | <b>1.917</b>                              | <b>102.883</b>                       |

| No.        | PROVINSI/KABUPATEN<br><i>Province/District</i> | Luas Areal/Area (Ha) |               |                    |                  | Produksi<br>Production<br>(Ton) | Produktivitas/<br>Productivity<br>(Kg/Ha) | Jumlah<br>Petani/<br>Farmers<br>(KK) |
|------------|--|----------------------|---------------|--------------------|------------------|---------------------------------|---|--------------------------------------|
|            |  | TBM/<br>Immature     | TM/<br>Mature | TTM/TR/<br>Damaged | Jumlah/<br>Total |                                 |   |                                      |
| <b>14.</b> | <b>KALIMANTAN TENGAH</b>                       |                      |               |                    |                  |                                 |   |                                      |
|            | Kab. Murung Raya                               | -                    | 3             | -                  | 3                | 3                               | 1.349                                     | 311                                  |
|            | Kab. Barito Utara                              | 494                  | 2.890         | -                  | 3.384            | 13.735                          | 4.753                                     | 579                                  |
|            | Kab. Barito Selatan                            | 148                  | 14            | 1                  | 164              | 18                              | 1.232                                     | 177                                  |
|            | Kab. Barito Timur                              | 167                  | 70            | 14                 | 250              | 103                             | 1.484                                     | 219                                  |
|            | Kota Palangkaraya                              | 375                  | 10            | -                  | 385              | 12                              | 1.200                                     | 369                                  |
|            | Kab. Katingan                                  | 1.210                | -             | -                  | 1.210            | -                               | -   | 615                                  |
|            | Kab. Kota Waringin Timur                       | 1.304                | 174           | 22                 | 1.499            | 243                             | 1.397                                     | 1.042                                |
|            | Kab. Seruyan                                   | 11.896               | 2.916         | 249                | 15.060           | 6.070                           | 2.082                                     | 5.356                                |
|            | Kab. Kota Waringin Barat                       | 11.020               | 8.141         | 3.836              | 22.997           | 25.671                          | 3.153                                     | 15.773                               |
|            | Kab. Sukamara                                  | 7.133                | 7.841         | 33                 | 15.006           | 32.091                          | 4.093                                     | 5.801                                |
|            | Kab. Lamandau                                  | 11.829               | 31.440        | 12                 | 43.281           | 59.662                          | 1.898                                     | 12.945                               |
|            | Kab. Kapuas                                    | 9.397                | 14.764        | -                  | 24.161           | 59.514                          | 4.031                                     | 11.130                               |
|            | Kab. Pulang Pisau                              | 1.163                | 11.344        | -                  | 12.507           | 31.561                          | 2.782                                     | 6.307                                |
|            | Kab. Gunung Mas                                | 1.003                | -             | -                  | 1.003            | -                               | -   | 275                                  |
|            | <b>PROPINSI/PROVINCE</b>                       | <b>57.138</b>        | <b>79.605</b> | <b>4.166</b>       | <b>140.909</b>   | <b>228.682</b>                  | <b>2.873</b>                              | <b>60.899</b>                        |
| <b>15.</b> | <b>KALIMANTAN SELATAN</b>                      |                      |               |                    |                  |                                 |   |                                      |
|            | Kab. Tanah Laut                                | -                    | 232           | 27                 | 259              | 793                             | 3.418                                     | 142                                  |
|            | Kab. Kotabaru                                  | 125                  | 75            | -                  | 200              | 244                             | 3.253                                     | 175                                  |
|            | Kab. Banjar                                    | 1.409                | 137           | 20                 | 1.566            | 991                             | 7.234                                     | 1.560                                |
|            | Kab. Barito Kuala                              | 1.032                | 1.887         | 64                 | 2.983            | 7.078                           | 3.751                                     | 2.100                                |
|            | Kab. Tapin                                     | 11.591               | 119           | -                  | 11.710           | 502                             | 4.218                                     | 3.815                                |
|            | Kab. Hulu Sungai Selatan                       | 5.633                | 5.988         | 67                 | 11.688           | 14.388                          | 2.403                                     | 6.522                                |
|            | Kab. Hulu Sungai Tengah                        | 3.223                | 17.830        | 154                | 21.207           | 50.994                          | 2.860                                     | 13.315                               |
|            | Kab. Hulu Sungai Utara                         | 4.385                | 22.162        | 10                 | 26.557           | 79.805                          | 3.601                                     | 11.507                               |
|            | Kab. Balangan                                  | 424                  | 292           | 295                | 1.011            | 646                             | 2.212                                     | 865                                  |
|            | Kab. Tabalong                                  | 2.096                | 271           | -                  | 2.367            | 1.201                           | 4.432                                     | 859                                  |
|            | Kab. Tanah Bumbu                               | 75                   | 70            | -                  | 145              | 108                             | 1.543                                     | 145                                  |
|            | Kab. Banjarbaru                                | -                    | -             | -                  | -                | -                               | -   | -                                    |
|            | Kota Banjarmasin                               | -                    | -             | -                  | -                | -                               | -   | -                                    |
|            | <b>PROPINSI/PROVINCE</b>                       | <b>29.993</b>        | <b>49.063</b> | <b>637</b>         | <b>79.693</b>    | <b>156.750</b>                  | <b>3.195</b>                              | <b>41.005</b>                        |

| No.        | PROVINSI/KABUPATEN<br><i>Province/District</i> | Luas Areal/Area (Ha) |                |                    |                  | Produksi<br>Production<br>(Ton) | Produktivitas/<br>Productivity<br>(Kg/Ha) | Jumlah<br>Petani/<br>Farmers<br>(KK) |
|------------|--|----------------------|----------------|--------------------|------------------|---------------------------------|---|--------------------------------------|
|            |  | TBM/<br>Immature     | TM/<br>Mature  | TTM/TR/<br>Damaged | Jumlah/<br>Total |                                 |   |                                      |
| <b>16.</b> | <b>KALIMANTAN TIMUR</b>                        |                      |                |                    |                  |                                 |   |                                      |
|            | Kab. Kutai Kertanegara                         | 9.412                | 10.525         | 1.190              | 21.127           | 31.327                          | 2.976                                     | 11.406                               |
|            | Kab. Kutai Timur                               | 44.072               | 41.078         | 911                | 86.061           | 136.207                         | 3.316                                     | 31.633                               |
|            | Kab. Kutai Barat                               | 9.021                | 1.579          | -                  | 10.600           | 4.089                           | 2.590                                     | 4.342                                |
|            | Kab. Penajam P.U.                              | 8.145                | 8.735          | -                  | 16.880           | 16.140                          | 1.848                                     | 5.521                                |
|            | Kab. Paser                                     | 29.583               | 39.987         | 1.807              | 71.377           | 114.091                         | 2.853                                     | 25.230                               |
|            | Kab. Berau                                     | 19.974               | 9.431          | 5                  | 29.410           | 12.733                          | 1.350                                     | 21.422                               |
|            | Kab. Mahakam Hulu                              | -                    | -              | -                  | -                | -                               | -   | -                                    |
|            | Kota Samarinda                                 | 646                  | 752            | 71                 | 1.469            | 1.133                           | 1.506                                     | 738                                  |
|            | Kota Balikpapan                                | -                    | 10             | -                  | 10               | 13                              | 1.340                                     | 4                                    |
|            | Kab. Bontang                                   | 18                   | -              | -                  | 18               | -                               | -   | 6                                    |
|            | <b>PROPINSI/PROVINCE</b>                       | <b>120.871</b>       | <b>112.097</b> | <b>3.984</b>       | <b>236.952</b>   | <b>315.733</b>                  | <b>2.817</b>                              | <b>100.302</b>                       |
| <b>17.</b> | <b>KALIMANTAN UTARA</b>                        |                      |                |                    |                  |                                 |   |                                      |
|            | Kab. Malinau                                   | 291                  | 759            | -                  | 1.050            | 2.095                           | 2.760                                     | 976                                  |
|            | Kab. Nunukan                                   | 7.655                | 14.496         | 253                | 22.404           | 41.173                          | 2.840                                     | 7.424                                |
|            | Kab. Bulungan                                  | 473                  | 799            | 8                  | 1.280            | 2.084                           | 2.608                                     | 638                                  |
|            | Kab. Tana Tidung                               | 96                   | 15             | 1                  | 111              | 27                              | 1.862                                     | 155                                  |
|            | Kab. Tarakan                                   | -                    | -              | -                  | -                | -                               | -   | -                                    |
|            | <b>PROPINSI/PROVINCE</b>                       | <b>8.515</b>         | <b>16.069</b>  | <b>262</b>         | <b>24.845</b>    | <b>45.379</b>                   | <b>2.824</b>                              | <b>9.193</b>                         |
| <b>18.</b> | <b>GORONTALO</b>                               |                      |                |                    |                  |                                 |   |                                      |
|            | Kab. Boalemo                                   | 2.758                | -              | -                  | 2.758            | -                               | -   | 1.727                                |
|            | Kab. Pahuwato                                  | 1.549                | -              | -                  | 1.549            | -                               | -   | 482                                  |
|            | <b>PROPINSI/PROVINCE</b>                       | <b>4.306</b>         | <b>-</b>       | <b>-</b>           | <b>4.306</b>     | <b>-</b>                        | <b>-</b>                                  | <b>2.209</b>                         |
| <b>19.</b> | <b>SULAWESI TENGAH</b>                         |                      |                |                    |                  |                                 |   |                                      |
|            | Kab. Donggala                                  | 5.475                | 5.259          | -                  | 10.734           | 12.957                          | 2.464                                     | 5.254                                |
|            | Kab. Poso                                      | 511                  | 141            | -                  | 652              | 522                             | 3.702                                     | 393                                  |
|            | Kab. Poso                                      | 20.334               | 18.854         | 136                | 39.324           | 76.435                          | 4.054                                     | 8.193                                |
|            | Kab. Morowali                                  | 1.936                | 2.591          | 101                | 4.628            | 4.393                           | 1.696                                     | 2.314                                |
|            | Kab. Banggai                                   | 1.169                | 8.409          | -                  | 9.578            | 27.299                          | 3.246                                     | 5.183                                |
|            | Kab. Buol                                      | 3.101                | 1.462          | -                  | 4.563            | 5.556                           | 3.800                                     | 3.178                                |
|            | Kab. Parigi Motong                             | 165                  | 42             | -                  | 207              | 29                              | 696                                       | 120                                  |
|            | <b>PROPINSI/PROVINCE</b>                       | <b>32.691</b>        | <b>36.758</b>  | <b>237</b>         | <b>69.686</b>    | <b>127.191</b>                  | <b>3.460</b>                              | <b>24.635</b>                        |
| <b>20.</b> | <b>SULAWESI SELATAN</b>                        |                      |                |                    |                  |                                 |   |                                      |
|            | Kab. Luwu                                      | 266                  | 85             | 4                  | 355              | 131                             | 1.538                                     | 325                                  |
|            | Kab. Luwu Utara                                | 7.015                | 8.730          | 2.356              | 18.101           | 21.872                          | 2.505                                     | 9.674                                |
|            | Kab. Luwu Timur                                | 4.525                | 5.234          | 724                | 10.483           | 12.896                          | 2.464                                     | 4.372                                |
|            | Kab. Pinrang                                   | 633                  | 103            | -                  | 736              | 14                              | 136                                       | 599                                  |
|            | Kab. Sidrap                                    | 87                   | 3              | -                  | 90               | 6                               | 2.000                                     | 54                                   |
|            | Kab. Enrekang                                  | 42                   | -              | -                  | 42               | -                               | -   | 32                                   |
|            | Kota Ujung Pandang                             | -                    | -              | -                  | -                | -                               | -   | -                                    |
|            | <b>PROPINSI/PROVINCE</b>                       | <b>12.568</b>        | <b>14.155</b>  | <b>3.084</b>       | <b>29.807</b>    | <b>34.919</b>                   | <b>2.467</b>                              | <b>15.056</b>                        |

| No.        | PROVINSI/KABUPATEN<br><i>Province/District</i> | Luas Areal/Area (Ha) |                  |                    |                  | Produksi<br>Production<br>(Ton) | Produktivitas/<br>Productivity<br>(Kg/Ha) | Jumlah<br>Petani/<br>Farmers<br>(KK) |
|------------|--|----------------------|------------------|--------------------|------------------|---------------------------------|---|--------------------------------------|
|            |  | TBM/<br>Immature     | TM/<br>Mature    | TTM/TR/<br>Damaged | Jumlah/<br>Total |                                 |   |                                      |
| <b>21.</b> | <b>SULAWESI BARAT</b>                          |                      |                  |                    |                  |                                 |   |                                      |
|            | Kab. Polewali Mandar                           | 1                    | 3                | -                  | 4                | 0                               | 33  | 8                                    |
|            | Kab. Mamuju                                    | 1.831                | 1.980            | -                  | 3.811            | 5.966                           | 3.013                                     | 1.744                                |
|            | Kab. Mamuju Tengah                             | 3.415                | 13.833           | -                  | 17.248           | 47.178                          | 3.411                                     | 6.795                                |
|            | Kab. Mamuju Utara                              | 11.813               | 27.441           | 577                | 39.831           | 106.431                         | 3.879                                     | 20.148                               |
|            | <b>PROPINSI/PROVINCE</b>                       | <b>17.060</b>        | <b>43.257</b>    | <b>577</b>         | <b>60.894</b>    | <b>159.575</b>                  | <b>3.689</b>                              | <b>28.695</b>                        |
| <b>22.</b> | <b>SULAWESI TENGGARA</b>                       |                      |                  |                    |                  |                                 |   |                                      |
|            | Kab. Konawe                                    | 342                  | 12               | -                  | 354              | 13                              | 1.083                                     | 228                                  |
|            | Kab. Kolaka                                    | 4.170                | 536              | -                  | 4.706            | 84                              | 157                                       | 3.430                                |
|            | Kab. Konawe Selatan                            | 410                  | 25               | -                  | 435              | 13                              | 500                                       | 280                                  |
|            | Kab. Bombana                                   | 100                  | -                | -                  | 100              | -                               | -   | 25                                   |
|            | Kab. Kolaka Utara                              | 88                   | 15               | 7                  | 110              | 4                               | 267                                       | 112                                  |
|            | Kab. Konawe Utara                              | -                    | -                | -                  | -                | -                               | -   | -                                    |
|            | Kab. Kolaka Timur                              | 179                  | 30               | -                  | 209              | 14                              | 467                                       | 139                                  |
|            | <b>PROPINSI/PROVINCE</b>                       | <b>5.288</b>         | <b>618</b>       | <b>7</b>           | <b>5.913</b>     | <b>128</b>                      | <b>206</b>                                | <b>4.214</b>                         |
| <b>23.</b> | <b>M A L U K U</b>                             |                      |                  |                    |                  |                                 |   |                                      |
|            | Kab. Seram Bagian Timur                        | 1.100                | -                | -                  | 1.100            | -                               | -   | 1.886                                |
|            | <b>PROPINSI/PROVINCE</b>                       | <b>1.100</b>         | <b>-</b>         | <b>-</b>           | <b>1.100</b>     | <b>-</b>                        | <b>-</b>                                  | <b>1.886</b>                         |
| <b>24.</b> | <b>P A P U A</b>                               |                      |                  |                    |                  |                                 |   |                                      |
|            | Kab. Keerom                                    | 5.329                | 3.156            | 6.399              | 14.884           | 8.666                           | 2.746                                     | 11.907                               |
|            | Kab. Merauke                                   | -                    | -                | -                  | -                | -                               | -   | -                                    |
|            | Kab. Jayapura                                  | -                    | -                | -                  | -                | -                               | -   | -                                    |
|            | <b>PROPINSI/PROVINCE</b>                       | <b>5.329</b>         | <b>3.156</b>     | <b>6.399</b>       | <b>14.884</b>    | <b>8.666</b>                    | <b>2.746</b>                              | <b>11.907</b>                        |
| <b>25.</b> | <b>PAPUA BARAT</b>                             |                      |                  |                    |                  |                                 |   |                                      |
|            | Kab. Sorong                                    | -                    | -                | -                  | -                | -                               | -   | -                                    |
|            | Kab. Manokwari                                 | 521                  | 7.749            | -                  | 8.270            | 26.889                          | 3.470                                     | 8.428                                |
|            | Kab. Teluk Bintuni                             | 135                  | 3.000            | -                  | 3.135            | 9.816                           | 3.272                                     | 1.536                                |
|            | Kota Sorong                                    | -                    | -                | -                  | -                | -                               | -   | -                                    |
|            | <b>PROPINSI/PROVINCE</b>                       | <b>656</b>           | <b>10.749</b>    | <b>-</b>           | <b>11.405</b>    | <b>36.705</b>                   | <b>3.415</b>                              | <b>9.964</b>                         |
|            | <b>TOTAL INDONESIA</b>                         | <b>1.073.147</b>     | <b>3.244.962</b> | <b>104.257</b>     | <b>4.422.365</b> | <b>10.205.395</b>               | <b>3.145</b>                              | <b>2.052.050</b>                     |

**DIREKTORAT JENDERAL PERKEBUNAN**  
*Directorate General of Estate Crops*

Keterangan/Note :

1. Angka Tetap/Fixed

2. Wujud Produksi/Production : Minyak Sawit/Crude Palm Oil

**Tabel 18. Luas Areal dan Produksi Kelapa Sawit Perkebunan Rakyat Menurut Provinsi dan Keadaan Tanaman, Tahun 2015\*)**

**Table Area and Palm Oil Production of Smallholder By Province and Tree Crop Classification, 2015\*)**

| No.                                     | Provinsi/Province    | Luas Areal/Area (Ha) |                  |                    |                  | Produksi<br>Production<br>(Ton) | Produktivitas/<br>Productivity<br>(Kg/Ha) | Jumlah<br>Petani/<br>Farmers<br>(KK) |
|---|----------------------|----------------------|------------------|--------------------|------------------|---------------------------------|---|--------------------------------------|
|   |                      | TBM/<br>Immature     | TM/<br>Mature    | TTM/TR/<br>Damaged | Jumlah/<br>Total |                                 |   |                                      |
| 1.                                      | ACEH                 | 67.870               | 137.969          | 20.207             | 226.046          | 411.933                         | 2.986                                     | 122.115                              |
| 2.                                      | SUMATERA UTARA       | 61.946               | 351.467          | 3.944              | 417.357          | 1.192.731                       | 3.394                                     | 174.057                              |
| 3.                                      | SUMATERA BARAT       | 33.790               | 167.335          | 77                 | 201.202          | 488.629                         | 2.920                                     | 188.657                              |
| 4.                                      | R I A U              | 267.151              | 1.087.782        | 34.368             | 1.389.301        | 3.766.995                       | 3.463                                     | 536.723                              |
| 5.                                      | KEPULAUAN RIAU       | 758                  | 452              | 32                 | 1.242            | 1.221                           | 2.701                                     | 180                                  |
| 6.                                      | J A M B I            | 81.145               | 347.947          | 34.056             | 463.148          | 1.084.524                       | 3.117                                     | 219.877                              |
| 7.                                      | SUMATERA SELATAN     | 107.262              | 336.002          | 11.968             | 455.232          | 1.240.088                       | 3.691                                     | 220.335                              |
| 8.                                      | KEP. BANGKA BELITUNG | 27.120               | 34.324           | 567                | 62.011           | 105.233                         | 3.066                                     | 34.720                               |
| 9.                                      | BENGKULU             | 56.236               | 132.231          | 2.371              | 190.838          | 469.238                         | 3.549                                     | 102.626                              |
| 10.                                     | LAMPUNG              | 36.132               | 83.001           | 1.072              | 120.205          | 185.735                         | 2.238                                     | 97.125                               |
| <b>WILAYAH SUMATERA</b>                 |                      | <b>739.410</b>       | <b>2.678.510</b> | <b>108.662</b>     | <b>3.526.582</b> | <b>8.946.327</b>                | <b>3.340</b>                              | <b>1.696.415</b>                     |
| 11.                                     | DKI. JAKARTA         | -                    | -                | -                  | -                | -                               | -   | -                                    |
| 12.                                     | JAWA BARAT           | 160                  | 101              | -                  | 261              | 178                             | 1.762                                     | 199                                  |
| 13.                                     | BANTEN               | 641                  | 4.185            | 2.391              | 7.217            | 9.567                           | 2.286                                     | 10.323                               |
| 14.                                     | JAWA TENGAH          | -                    | -                | -                  | -                | -                               | -   | -                                    |
| 15.                                     | D.I. YOGYAKARTA      | -                    | -                | -                  | -                | -                               | -   | -                                    |
| 16.                                     | JAWA TIMUR           | -                    | -                | -                  | -                | -                               | -   | -                                    |
| <b>WILAYAH JAWA</b>                     |                      | <b>801</b>           | <b>4.286</b>     | <b>2.391</b>       | <b>7.478</b>     | <b>9.745</b>                    | <b>2.274</b>                              | <b>10.522</b>                        |
| 17.                                     | B A L I              | -                    | -                | -                  | -                | -                               | -   | -                                    |
| 18.                                     | NUSA TENGGARA BARAT  | -                    | -                | -                  | -                | -                               | -   | -                                    |
| 19.                                     | NUSA TENGGARA TIMUR  | -                    | -                | -                  | -                | -                               | -   | -                                    |
| <b>WILAYAH NUSA TENGGARA &amp; BALI</b> |                      | <b>-</b>             | <b>-</b>         | <b>-</b>           | <b>-</b>         | <b>-</b>                        | <b>-</b>                                  | <b>-</b>                             |
| 20.                                     | KALIMANTAN BARAT     | 83.423               | 260.371          | 429                | 344.223          | 515.112                         | 1.978                                     | 115.661                              |
| 21.                                     | KALIMANTAN TENGAH    | 58.048               | 79.285           | 4.592              | 141.925          | 230.323                         | 2.905                                     | 60.985                               |
| 22.                                     | KALIMANTAN SELATAN   | 32.967               | 53.080           | 713                | 86.760           | 176.012                         | 3.316                                     | 44.641                               |
| 23.                                     | KALIMANTAN TIMUR     | 122.401              | 113.516          | 4.034              | 239.951          | 348.107                         | 3.067                                     | 101.571                              |
| 24.                                     | KALIMANTAN UTARA     | 7.248                | 17.224           | 284                | 24.756           | 47.640                          | 2.766                                     | 9.086                                |
| <b>WILAYAH KALIMANTAN</b>               |                      | <b>304.087</b>       | <b>523.476</b>   | <b>10.052</b>      | <b>837.615</b>   | <b>1.317.194</b>                | <b>2.516</b>                              | <b>331.944</b>                       |
| 25.                                     | SULAWESI UTARA       | -                    | -                | -                  | -                | -                               | -   | -                                    |
| 26.                                     | GORONTALO            | 4.306                | -                | -                  | 4.306            | -                               | -   | 2.209                                |
| 27.                                     | SULAWESI TENGAH      | 30.081               | 40.042           | 243                | 70.366           | 136.603                         | 3.411                                     | 25.316                               |
| 28.                                     | SULAWESI SELATAN     | 12.798               | 14.329           | 3.197              | 30.324           | 35.693                          | 2.491                                     | 15.317                               |
| 29.                                     | SULAWESI BARAT       | 17.957               | 45.531           | 607                | 64.095           | 175.180                         | 3.847                                     | 30.203                               |
| 30.                                     | SULAWESI TENGGARA    | 5.337                | 624              | 7                  | 5.968            | 203                             | 325                                       | 4.284                                |
| <b>WILAYAH SULAWESI</b>                 |                      | <b>70.479</b>        | <b>100.526</b>   | <b>4.054</b>       | <b>175.059</b>   | <b>347.679</b>                  | <b>3.459</b>                              | <b>77.329</b>                        |
| 31.                                     | M A L U K U          | 1.100                | -                | -                  | 1.100            | -                               | -   | 1.886                                |
| 32.                                     | MALUKU UTARA         | -                    | -                | -                  | -                | -                               | -   | -                                    |
| 33.                                     | PAPUA                | 5.560                | 3.293            | 6.675              | 15.528           | 9.056                           | 2.750                                     | 12.422                               |
| 34.                                     | PAPUA BARAT          | 675                  | 11.064           | -                  | 11.739           | 38.424                          | 3.473                                     | 10.256                               |
| <b>WILAYAH MALUKU &amp; PAPUA</b>       |                      | <b>7.335</b>         | <b>14.357</b>    | <b>6.675</b>       | <b>28.367</b>    | <b>47.480</b>                   | <b>3.307</b>                              | <b>24.564</b>                        |
| <b>I N D O N E S I A</b>                |                      | <b>1.122.112</b>     | <b>3.321.155</b> | <b>131.834</b>     | <b>4.575.101</b> | <b>10.668.425</b>               | <b>3.212</b>                              | <b>2.140.774</b>                     |

**DIREKTORAT JENDERAL PERKEBUNAN**  
*Directorate General of Estate Crops*

Keterangan/Note :

1. Angka Sementara/Preliminary\*)
2. Wujud Produksi/Production : Minyak Sawit/Crude Palm Oil

**Tabel 19. Luas Areal dan Produksi Kelapa Sawit Perkebunan Rakyat Menurut Provinsi dan Keadaan Tanaman, Tahun 2016\*\*)**

**Table Area and Palm Oil Production of Smallholder By Province and Tree Crop Classification, 2016\*\*)**

| No.                                     | Provinsi/Province    | Luas Areal/Area (Ha) |                  |                |                  | Produksi Production (Ton) | Produktivitas/Productivity (Kg/Ha) | Jumlah Petani/Farmers (KK) |
|---|----------------------|----------------------|------------------|----------------|------------------|---------------------------|------------------------------------|----------------------------|
|   |                      | TBM/Immature         | TM/Mature        | TTM/TR/Damaged | Jumlah/Total     |                           |                                    |                            |
| 1.                                      | ACEH                 | 71.245               | 144.830          | 21.212         | 237.287          | 500.500                   | 3.456                              | 128.188                    |
| 2.                                      | SUMATERA UTARA       | 61.499               | 352.654          | 3.922          | 418.075          | 1.198.596                 | 3.399                              | 174.356                    |
| 3.                                      | SUMATERA BARAT       | 31.160               | 180.171          | 60             | 211.391          | 529.466                   | 2.939                              | 198.211                    |
| 4.                                      | R I A U              | 292.623              | 1.107.001        | 42.081         | 1.441.705        | 3.852.473                 | 3.480                              | 556.968                    |
| 5.                                      | KEPULAUAN RIAU       | 732                  | 474              | 32             | 1.238            | 1.346                     | 2.840                              | 180                        |
| 6.                                      | J A M B I            | 83.431               | 357.747          | 35.015         | 476.193          | 1.156.837                 | 3.234                              | 226.070                    |
| 7.                                      | SUMATERA SELATAN     | 118.306              | 370.598          | 13.200         | 502.104          | 1.353.348                 | 3.652                              | 243.021                    |
| 8.                                      | KEP. BANGKA BELITUNG | 25.605               | 37.015           | 503            | 63.123           | 112.391                   | 3.036                              | 35.342                     |
| 9.                                      | BENGKULU             | 57.923               | 134.875          | 2.415          | 195.213          | 520.688                   | 3.861                              | 102.597                    |
| 10.                                     | LAMPUNG              | 37.045               | 87.275           | 2.070          | 126.390          | 190.646                   | 2.184                              | 102.122                    |
| <b>WILAYAH SUMATERA</b>                 |                      | <b>779.569</b>       | <b>2.772.640</b> | <b>120.510</b> | <b>3.672.719</b> | <b>9.416.291</b>          | <b>3.396</b>                       | <b>1.767.055</b>           |
| 11.                                     | DKI. JAKARTA         | -                    | -                | -              | -                | -                         | -                                  | -                          |
| 12.                                     | JAWA BARAT           | 170                  | 108              | -              | 278              | 189                       | 1.750                              | 211                        |
| 13.                                     | BANTEN               | 615                  | 3.915            | 2.134          | 6.664            | 8.937                     | 2.283                              | 9.591                      |
| 14.                                     | JAWA TENGAH          | -                    | -                | -              | -                | -                         | -                                  | -                          |
| 15.                                     | D.I. YOGYAKARTA      | -                    | -                | -              | -                | -                         | -                                  | -                          |
| 16.                                     | JAWA TIMUR           | -                    | -                | -              | -                | -                         | -                                  | -                          |
| <b>WILAYAH JAWA</b>                     |                      | <b>785</b>           | <b>4.023</b>     | <b>2.134</b>   | <b>6.942</b>     | <b>9.126</b>              | <b>2.268</b>                       | <b>9.802</b>               |
| 17.                                     | B A L I              | -                    | -                | -              | -                | -                         | -                                  | -                          |
| 18.                                     | NUSA TENGGARA BARAT  | -                    | -                | -              | -                | -                         | -                                  | -                          |
| 19.                                     | NUSA TENGGARA TIMUR  | -                    | -                | -              | -                | -                         | -                                  | -                          |
| <b>WILAYAH NUSA TENGGARA &amp; BALI</b> |                      | <b>-</b>             | <b>-</b>         | <b>-</b>       | <b>-</b>         | <b>-</b>                  | <b>-</b>                           | <b>-</b>                   |
| 20.                                     | KALIMANTAN BARAT     | 81.221               | 283.521          | 473            | 365.215          | 543.084                   | 1.915                              | 110.557                    |
| 21.                                     | KALIMANTAN TENGAH    | 58.511               | 79.918           | 4.629          | 143.058          | 235.921                   | 2.952                              | 61.828                     |
| 22.                                     | KALIMANTAN SELATAN   | 35.869               | 57.752           | 776            | 94.397           | 187.273                   | 3.243                              | 48.571                     |
| 23.                                     | KALIMANTAN TIMUR     | 125.122              | 116.039          | 4.124          | 245.285          | 400.129                   | 3.448                              | 103.829                    |
| 24.                                     | KALIMANTAN UTARA     | 7.388                | 17.535           | 296            | 25.219           | 47.820                    | 2.727                              | 9.134                      |
| <b>WILAYAH KALIMANTAN</b>               |                      | <b>308.111</b>       | <b>554.765</b>   | <b>10.298</b>  | <b>873.174</b>   | <b>1.414.227</b>          | <b>2.549</b>                       | <b>333.919</b>             |
| 25.                                     | SULAWESI UTARA       | -                    | -                | -              | -                | -                         | -                                  | -                          |
| 26.                                     | GORONTALO            | 4.306                | -                | -              | 4.306            | -                         | -                                  | 2.209                      |
| 27.                                     | SULAWESI TENGAH      | 30.648               | 40.566           | 247            | 71.461           | 150.800                   | 3.717                              | 25.262                     |
| 28.                                     | SULAWESI SELATAN     | 14.194               | 15.535           | 3.541          | 33.270           | 39.075                    | 2.515                              | 16.805                     |
| 29.                                     | SULAWESI BARAT       | 17.690               | 48.127           | 543            | 66.360           | 187.261                   | 3.891                              | 31.271                     |
| 30.                                     | SULAWESI TENGGARA    | 5.343                | 644              | 10             | 5.997            | 215                       | 334                                | 4.297                      |
| <b>WILAYAH SULAWESI</b>                 |                      | <b>72.181</b>        | <b>104.872</b>   | <b>4.341</b>   | <b>181.394</b>   | <b>377.351</b>            | <b>3.598</b>                       | <b>79.844</b>              |
| 31.                                     | M A L U K U          | 1.100                | -                | -              | 1.100            | -                         | -                                  | 1.886                      |
| 32.                                     | MALUKU UTARA         | -                    | -                | -              | -                | -                         | -                                  | -                          |
| 33.                                     | PAPUA                | 5.816                | 3.444            | 6.984          | 16.244           | 9.479                     | 2.752                              | 12.995                     |
| 34.                                     | PAPUA BARAT          | 703                  | 11.521           | -              | 12.224           | 40.687                    | 3.532                              | 10.680                     |
| <b>WILAYAH MALUKU &amp; PAPUA</b>       |                      | <b>7.619</b>         | <b>14.965</b>    | <b>6.984</b>   | <b>29.568</b>    | <b>50.166</b>             | <b>3.352</b>                       | <b>25.561</b>              |
| <b>I N D O N E S I A</b>                |                      | <b>1.168.265</b>     | <b>3.451.265</b> | <b>144.267</b> | <b>4.763.797</b> | <b>11.267.161</b>         | <b>3.265</b>                       | <b>2.216.181</b>           |

**DIREKTORAT JENDERAL PERKEBUNAN**  
**Directorate General of Estate Crops**

Keterangan/Note :

1. Angka Estimasi/Estimation\*\*)
2. Wujud Produksi/Production : Minyak Sawit/Crude Palm Oil

**Tabel 20. Luas Areal dan Produksi Kelapa Sawit Perkebunan Besar Negara Menurut Provinsi dan Keadaan Tanaman, Tahun 2014**

**Table Area and Palm Oil Production of Government Estate by Province and Tree Crop Classification, 2014**

| No.                                     | Provinsi/Province    | Luas Areal/Area (Ha) |                |                |                | Produksi Production (Ton) | Produktivitas/Productivity (Kg/Ha) | Jumlah Tenaga Kerja (TK) |
|---|----------------------|----------------------|----------------|----------------|----------------|---------------------------|------------------------------------|--------------------------|
|   |                      | TBM/Immature         | TM/Mature      | TTM/TR/Damaged | Jumlah/Total   |                           |                                    |                          |
| 1.                                      | ACEH                 | 8.357                | 24.780         | 3.410          | 36.547         | 65.463                    | 2.642                              | 18.275                   |
| 2.                                      | SUMATERA UTARA       | 60.358               | 232.919        | 21.732         | 315.009        | 1.076.759                 | 4.623                              | 157.508                  |
| 3.                                      | SUMATERA BARAT       | 1.057                | 8.547          | 10             | 9.614          | 38.080                    | 4.455                              | 4.808                    |
| 4.                                      | R I A U              | 16.892               | 67.161         | 1.533          | 85.586         | 264.791                   | 3.943                              | 42.795                   |
| 5.                                      | KEPULAUAN RIAU       | -                    | -              | -              | -              | -                         | -                                  | -                        |
| 6.                                      | J A M B I            | 4.883                | 18.646         | 93             | 23.622         | 84.011                    | 4.506                              | 11.812                   |
| 7.                                      | SUMATERA SELATAN     | 7.301                | 40.372         | -              | 47.673         | 134.694                   | 3.336                              | 23.838                   |
| 8.                                      | KEP. BANGKA BELITUNG | -                    | -              | -              | -              | -                         | -                                  | -                        |
| 9.                                      | BENGKULU             | 568                  | 3.300          | 518            | 4.386          | 13.540                    | 4.103                              | 2.193                    |
| 10.                                     | LAMPUNG              | 382                  | 16.737         | -              | 17.119         | 63.960                    | 3.821                              | 8.560                    |
| <b>WILAYAH SUMATERA</b>                 |                      | <b>99.798</b>        | <b>412.462</b> | <b>27.296</b>  | <b>539.556</b> | <b>1.741.298</b>          | <b>4.222</b>                       | <b>269.789</b>           |
| 11.                                     | DKI. JAKARTA         | -                    | -              | -              | -              | -                         | -                                  | -                        |
| 12.                                     | JAWA BARAT           | 1.828                | 8.398          | -              | 10.226         | 27.909                    | 3.323                              | 5.114                    |
| 13.                                     | BANTEN               | 2.608                | 5.933          | 734            | 9.275          | 12.869                    | 2.169                              | 4.638                    |
| 14.                                     | JAWA TENGAH          | -                    | -              | -              | -              | -                         | -                                  | -                        |
| 15.                                     | D.I. YOGYAKARTA      | -                    | -              | -              | -              | -                         | -                                  | -                        |
| 16.                                     | JAWA TIMUR           | -                    | -              | -              | -              | -                         | -                                  | -                        |
| <b>WILAYAH JAWA</b>                     |                      | <b>4.436</b>         | <b>14.331</b>  | <b>734</b>     | <b>19.501</b>  | <b>40.778</b>             | <b>2.845</b>                       | <b>9.752</b>             |
| 17.                                     | B A L I              | -                    | -              | -              | -              | -                         | -                                  | -                        |
| 18.                                     | NUSA TENGGARA BARAT  | -                    | -              | -              | -              | -                         | -                                  | -                        |
| 19.                                     | NUSA TENGGARA TIMUR  | -                    | -              | -              | -              | -                         | -                                  | -                        |
| <b>WILAYAH NUSA TENGGARA &amp; BALI</b> |                      | <b>-</b>             | <b>-</b>       | <b>-</b>       | <b>-</b>       | <b>-</b>                  | <b>-</b>                           | <b>-</b>                 |
| 20.                                     | KALIMANTAN BARAT     | 9.291                | 45.838         | 1.076          | 56.205         | 125.090                   | 2.729                              | 28.103                   |
| 21.                                     | KALIMANTAN TENGAH    | 564                  | 136            | -              | 700            | 382                       | 2.809                              | 350                      |
| 22.                                     | KALIMANTAN SELATAN   | 3.532                | 13.354         | -              | 16.886         | 54.345                    | 4.070                              | 8.443                    |
| 23.                                     | KALIMANTAN TIMUR     | 4.907                | 52.842         | -              | 57.749         | 189.813                   | 3.592                              | 28.875                   |
| 24.                                     | KALIMANTAN UTARA     | -                    | -              | -              | -              | -                         | -                                  | -                        |
| <b>WILAYAH KALIMANTAN</b>               |                      | <b>18.294</b>        | <b>112.170</b> | <b>1.076</b>   | <b>131.540</b> | <b>369.630</b>            | <b>3.295</b>                       | <b>65.771</b>            |
| 25.                                     | SULAWESI UTARA       | -                    | -              | -              | -              | -                         | -                                  | -                        |
| 26.                                     | GORONTALO            | -                    | -              | -              | -              | -                         | -                                  | -                        |
| 27.                                     | SULAWESI TENGAH      | -                    | 1.133          | -              | 1.133          | 1.505                     | 1.328                              | 567                      |
| 28.                                     | SULAWESI SELATAN     | 1.365                | 17.224         | -              | 18.589         | 38.149                    | 2.215                              | 9.295                    |
| 29.                                     | SULAWESI BARAT       | -                    | -              | -              | -              | -                         | -                                  | -                        |
| 30.                                     | SULAWESI TENGGARA    | 215                  | 3.602          | -              | 3.817          | 5.614                     | 1.559                              | 1.909                    |
| <b>WILAYAH SULAWESI</b>                 |                      | <b>1.580</b>         | <b>21.959</b>  | <b>-</b>       | <b>23.539</b>  | <b>45.268</b>             | <b>2.061</b>                       | <b>11.771</b>            |
| 31.                                     | M A L U K U          | -                    | -              | -              | -              | -                         | -                                  | -                        |
| 32.                                     | MALUKU UTARA         | -                    | -              | -              | -              | -                         | -                                  | -                        |
| 33.                                     | PAPUA                | 3.206                | 8.373          | 500            | 12.079         | 24.999                    | 2.986                              | 6.040                    |
| 34.                                     | PAPUA BARAT          | -                    | 2.807          | -              | 2.807          | 7.363                     | 2.623                              | 1.404                    |
| <b>WILAYAH MALUKU &amp; PAPUA</b>       |                      | <b>3.206</b>         | <b>11.180</b>  | <b>500</b>     | <b>14.886</b>  | <b>32.362</b>             | <b>2.895</b>                       | <b>7.444</b>             |
| <b>I N D O N E S I A</b>                |                      | <b>127.314</b>       | <b>572.102</b> | <b>29.606</b>  | <b>729.022</b> | <b>2.229.336</b>          | <b>3.897</b>                       | <b>364.527</b>           |

**DIREKTORAT JENDERAL PERKEBUNAN**  
**Directorate General of Estate Crops**

Keterangan/Note :

1. Angka Tetap/Fixed
2. Wujud Produksi/Production : Minyak Sawit/Crude Palm Oil

**Tabel 21. Luas Areal dan Produksi Kelapa Sawit Perkebunan Besar Negara Menurut Kabupaten dan Keadaan Tanaman, Tahun 2014**

**Table Area and Palm Oil Production of Government Estate by District and Tree Crop Classification, 2014**

| No.       | PROVINSI/KABUPATEN<br>Province/District | Luas Areal/Area (Ha) |                |                    |                  | Produksi<br>Production<br>(Ton) | Produktivitas/<br>Productivity<br>(Kg/Ha) | Jumlah<br>Tenaga<br>Kerja<br>(TK) |
|-----------|---|----------------------|----------------|--------------------|------------------|---------------------------------|---|-----------------------------------|
|           |   | TBM/<br>Immature     | TM/<br>Mature  | TTM/TR/<br>Damaged | Jumlah/<br>Total |                                 |   |                                   |
| <b>1.</b> | <b>ACEH</b>                             |                      |                |                    |                  |                                 |   |                                   |
|           | Kab. Aceh Selatan                       | -                    | 3.449          | 811                | 4.260            | 10.315                          | 2.991                                     | 2.130                             |
|           | Kab. Aceh Timur                         | 5.115                | 12.611         | 513                | 18.239           | 27.537                          | 2.184                                     | 9.120                             |
|           | Kab. Aceh Barat                         | 1.130                | 787            | 366                | 2.283            | 2.474                           | 3.144                                     | 1.142                             |
|           | Kab. Aceh Utara                         | 1.701                | 3.618          | 1.076              | 6.395            | 14.704                          | 4.064                                     | 3.198                             |
|           | Kab. Aceh Tamiang                       | 411                  | 3.207          | 424                | 4.042            | 7.926                           | 2.471                                     | 2.021                             |
|           | Kab. Nagan Raya                         | -                    | 1.108          | 220                | 1.328            | 2.507                           | 2.263                                     | 664                               |
|           | <b>PROPINSI/PROVINCE</b>                | <b>8.357</b>         | <b>24.780</b>  | <b>3.410</b>       | <b>36.547</b>    | <b>65.463</b>                   | <b>2.642</b>                              | <b>18.275</b>                     |
| <b>2.</b> | <b>SUMATERA UTARA</b>                   |                      |                |                    |                  |                                 |   |                                   |
|           | Kab. Deli Serdang                       | 2.524                | 10.562         | 2.286              | 15.372           | 55.754                          | 5.279                                     | 7.686                             |
|           | Kab. Langkat                            | 6.794                | 35.167         | 1.583              | 43.544           | 181.035                         | 5.148                                     | 21.772                            |
|           | Kab. Simalungun                         | 10.949               | 53.266         | 2.453              | 66.668           | 285.505                         | 5.360                                     | 33.334                            |
|           | Kab. Tapanuli Selatan                   | 1.134                | 6.921          | 18                 | 8.073            | 38.478                          | 5.560                                     | 4.037                             |
|           | Kab. Labuhan Batu                       | 16.323               | 72.967         | 7.443              | 96.733           | 280.557                         | 3.845                                     | 48.367                            |
|           | Kab. Asahan                             | 12.731               | 33.932         | 2.990              | 49.653           | 129.632                         | 3.820                                     | 24.827                            |
|           | Kab. Mandailing Natal                   | 1.999                | 1.978          | 18                 | 3.995            | 9.400                           | 4.752                                     | 1.998                             |
|           | Kab. Serdang Bedagai                    | 5.653                | 15.106         | 616                | 21.375           | 80.157                          | 5.306                                     | 10.688                            |
|           | Kab. Batu Bara                          | 737                  | 1.446          | 246                | 2.429            | 7.854                           | 5.432                                     | 1.215                             |
|           | Kab. Padang Lawas                       | 1.514                | 1.574          | 4.079              | 7.167            | 8.387                           | 5.328                                     | 3.584                             |
|           | <b>PROPINSI/PROVINCE</b>                | <b>60.358</b>        | <b>232.919</b> | <b>21.732</b>      | <b>315.009</b>   | <b>1.076.759</b>                | <b>4.623</b>                              | <b>157.508</b>                    |
| <b>3.</b> | <b>SUMATERA BARAT</b>                   |                      |                |                    |                  |                                 |   |                                   |
|           | Kab. Liana Puluh Kota                   | -                    | 18             | -                  | 18               | 45                              | 2.500                                     | 9                                 |
|           | Kab. Solok Selatan                      | 1.057                | 3.654          | -                  | 4.711            | 16.850                          | 4.611                                     | 2.356                             |
|           | Kab. Pasaman Barat                      | -                    | 4.875          | 10                 | 4.885            | 21.185                          | 4.346                                     | 2.443                             |
|           | <b>PROPINSI/PROVINCE</b>                | <b>1.057</b>         | <b>8.547</b>   | <b>10</b>          | <b>9.614</b>     | <b>38.080</b>                   | <b>4.455</b>                              | <b>4.808</b>                      |
| <b>4.</b> | <b>RIAU</b>                             |                      |                |                    |                  |                                 |   |                                   |
|           | Kab. Kampar                             | -                    | 21.270         | -                  | 21.270           | 83.081                          | 3.906                                     | 10.635                            |
|           | Kab. Rokan Hulu                         | -                    | 28.299         | -                  | 28.299           | 112.488                         | 3.975                                     | 14.150                            |
|           | Kab. Indragiri Hulu                     | 5.631                | 4.816          | -                  | 10.447           | 19.034                          | 3.952                                     | 5.224                             |
|           | Kab. Kuasing                            | -                    | 1.569          | -                  | 1.569            | 6.045                           | 3.853                                     | 785                               |
|           | Kab. Rokan Hilir                        | 11.261               | 3.385          | 1.533              | 16.179           | 12.912                          | 3.814                                     | 8.090                             |
|           | Kab. Siak                               | -                    | 7.822          | -                  | 7.822            | 31.231                          | 3.993                                     | 3.911                             |
|           | <b>PROPINSI/PROVINCE</b>                | <b>16.892</b>        | <b>67.161</b>  | <b>1.533</b>       | <b>85.586</b>    | <b>264.791</b>                  | <b>3.943</b>                              | <b>42.795</b>                     |

| No.        | PROVINSI/KABUPATEN<br><i>Province/District</i> | Luas Areal/Area (Ha)    |                      |                           |                         | Produksi<br><i>Production</i><br>(Ton) | Produktivitas/<br><i>Productivity</i><br>(Kg/Ha) | Jumlah<br>Tenaga<br>Kerja<br>(TK) |
|------------|--|-------------------------|----------------------|---------------------------|-------------------------|--|--|-----------------------------------|
|            |  | TBM/<br><i>Immature</i> | TM/<br><i>Mature</i> | TTM/TR/<br><i>Damaged</i> | Jumlah/<br><i>Total</i> |  |  |                                   |
| <b>5.</b>  | <b>KEPULAUAN RIAU</b>                          |                         |                      |                           |                         |  |  |                                   |
|            | Kab. Kepulauan Riau                            | -                       | -                    | -                         | -                       | -                                      | -  | -                                 |
|            | Kota Tanjung Pinang                            | -                       | -                    | -                         | -                       | -                                      | -  | -                                 |
|            | Kota Batam                                     | -                       | -                    | -                         | -                       | -                                      | -  | -                                 |
|            | <b>PROPINSI/PROVINCE</b>                       | -                       | -                    | -                         | -                       | -                                      | -  | -                                 |
| <b>6.</b>  | <b>JAMBI</b>                                   |                         |                      |                           |                         |  |  |                                   |
|            | Kab. Batanghari                                | 519                     | 2.040                | 93                        | 2.652                   | 9.211                                  | 4.515  | 1.326                             |
|            | Kab. Muaro Jambi                               | 53                      | 9.127                | -                         | 9.180                   | 35.772                                 | 3.919  | 4.590                             |
|            | Kab. Tebo                                      | 3.672                   | 5.503                | -                         | 9.175                   | 31.271                                 | 5.683  | 4.588                             |
|            | Kab. Sarolangun                                | 639                     | 1.976                | -                         | 2.615                   | 7.757                                  | 3.926  | 1.308                             |
|            | <b>PROPINSI/PROVINCE</b>                       | <b>4.883</b>            | <b>18.646</b>        | <b>93</b>                 | <b>23.622</b>           | <b>84.011</b>                          | <b>4.506</b>                                     | <b>11.812</b>                     |
| <b>7.</b>  | <b>SUMATERA SELATAN</b>                        |                         |                      |                           |                         |  |  |                                   |
|            | Kab. Lahat                                     | 219                     | 820                  | -                         | 1.039                   | 2.928                                  | 3.571  | 520                               |
|            | Kab. Musi Banyu Asin                           | 1.551                   | 5.620                | -                         | 7.171                   | 19.286                                 | 3.432  | 3.586                             |
|            | Kab. Banyu Asin                                | 1.910                   | 19.654               | -                         | 21.564                  | 66.021                                 | 3.359  | 10.782                            |
|            | Kab. Muara Enim                                | 3.621                   | 14.278               | -                         | 17.899                  | 46.459                                 | 3.254  | 8.950                             |
|            | Kab. Ogan Komering Ulu                         | -                       | -                    | -                         | -                       | -                                      | -  | -                                 |
|            | <b>PROPINSI/PROVINCE</b>                       | <b>7.301</b>            | <b>40.372</b>        | <b>-</b>                  | <b>47.673</b>           | <b>134.694</b>                         | <b>3.336</b>                                     | <b>23.838</b>                     |
| <b>8.</b>  | <b>KEPULAUAN BANGKA<br/>BELITUNG</b>           |                         |                      |                           |                         |  |  |                                   |
|            | Kab. Bangka                                    | -                       | -                    | -                         | -                       | -                                      | -  | -                                 |
|            | Kab. Bangka Tengah                             | -                       | -                    | -                         | -                       | -                                      | -  | -                                 |
|            | Kota Pangkal Pinang                            | -                       | -                    | -                         | -                       | -                                      | -  | -                                 |
|            | <b>PROPINSI/PROVINCE</b>                       | -                       | -                    | -                         | -                       | -                                      | -  | -                                 |
| <b>9.</b>  | <b>BENGKULU</b>                                |                         |                      |                           |                         |  |  |                                   |
|            | Kab. Seluma                                    | 568                     | 3.300                | 518                       | 4.386                   | 13.540                                 | 4.103  | 2.193                             |
|            | Kota Bengkulu                                  | -                       | -                    | -                         | -                       | -                                      | -  | -                                 |
|            | <b>PROPINSI/PROVINCE</b>                       | <b>568</b>              | <b>3.300</b>         | <b>518</b>                | <b>4.386</b>            | <b>13.540</b>                          | <b>4.103</b>                                     | <b>2.193</b>                      |
| <b>10.</b> | <b>LAMPUNG</b>                                 |                         |                      |                           |                         |  |  |                                   |
|            | Kab. Lampung Selatan                           | -                       | 6.428                | -                         | 6.428                   | 24.350                                 | 3.788  | 3.214                             |
|            | Kab. Pesawaran                                 | -                       | 1.287                | -                         | 1.287                   | 2.347                                  | 1.824  | 644                               |
|            | Kab. Lampung Tengah                            | 382                     | 9.022                | -                         | 9.404                   | 37.263                                 | 4.130  | 4.702                             |
|            | Kab. Way Kanan                                 | -                       | -                    | -                         | -                       | -                                      | -  | -                                 |
|            | Kab. Lampung Barat                             | -                       | -                    | -                         | -                       | -                                      | -  | -                                 |
|            | <b>PROPINSI/PROVINCE</b>                       | <b>382</b>              | <b>16.737</b>        | <b>-</b>                  | <b>17.119</b>           | <b>63.960</b>                          | <b>3.821</b>                                     | <b>8.560</b>                      |

| No.        | PROVINSI/KABUPATEN<br>Province/District | Luas Areal/Area (Ha) |               |                    |                  | Produksi<br>Production<br>(Ton) | Produktivitas/<br>Productivity<br>(Kg/Ha) | Jumlah<br>Tenaga<br>Kerja<br>(TK) |
|------------|---|----------------------|---------------|--------------------|------------------|---------------------------------|---|-----------------------------------|
|            |   | TBM/<br>Immature     | TM/<br>Mature | TTM/TR/<br>Damaged | Jumlah/<br>Total |                                 |   |                                   |
| <b>11.</b> | <b>JAWA BARAT</b>                       |                      |               |                    |                  |                                 |   |                                   |
|            | Kab. Bogor                              | 175                  | 3.331         | -                  | 3.506            | 10.693                          | 3.210                                     | 1.753                             |
|            | Kab. Sukabumi                           | 635                  | 3.591         | -                  | 4.226            | 11.168                          | 3.110                                     | 2.113                             |
|            | Kab. Subang                             | 491                  | 872           | -                  | 1.363            | 3.509                           | 4.024                                     | 682                               |
|            | Kab. Cianjur                            | 527                  | 604           | -                  | 1.131            | 2.539                           | 4.204                                     | 566                               |
|            | <b>PROPINSI/PROVINCE</b>                | <b>1.828</b>         | <b>8.398</b>  | <b>-</b>           | <b>10.226</b>    | <b>27.909</b>                   | <b>3.323</b>                              | <b>5.114</b>                      |
| <b>12.</b> | <b>BANTEN</b>                           |                      |               |                    |                  |                                 |   |                                   |
|            | Kab. Pandeglang                         | 362                  | 1.334         | 469                | 2.165            | 2.219                           | 1.663                                     | 1.083                             |
|            | Kab. Lebak                              | 2.246                | 4.599         | 265                | 7.110            | 10.650                          | 2.316                                     | 3.555                             |
|            | Kab. Tangerang                          | -                    | -             | -                  | -                | -                               | -   | -                                 |
|            | Kab. Serang                             | -                    | -             | -                  | -                | -                               | -   | -                                 |
|            | <b>PROPINSI/PROVINCE</b>                | <b>2.608</b>         | <b>5.933</b>  | <b>734</b>         | <b>9.275</b>     | <b>12.869</b>                   | <b>2.169</b>                              | <b>4.638</b>                      |
| <b>13.</b> | <b>KALIMANTAN BARAT</b>                 |                      |               |                    |                  |                                 |   |                                   |
|            | Kab. Landak                             | 1.678                | 3.262         | -                  | 4.940            | 10.370                          | 3.179                                     | 2.470                             |
|            | Kab. Sanggau                            | 7.613                | 42.576        | 1.076              | 51.265           | 114.720                         | 2.694                                     | 25.633                            |
|            | Kab. Pontianak                          | -                    | -             | -                  | -                | -                               | -   | -                                 |
|            | <b>PROPINSI/PROVINCE</b>                | <b>9.291</b>         | <b>45.838</b> | <b>1.076</b>       | <b>56.205</b>    | <b>125.090</b>                  | <b>2.729</b>                              | <b>28.103</b>                     |
| <b>14.</b> | <b>KALIMANTAN TENGAH</b>                |                      |               |                    |                  |                                 |   |                                   |
|            | Kab. Kota Waringin Barat                | 564                  | 136           | -                  | 700              | 382                             | 2.809                                     | 350                               |
|            | Kota Palangkaraya                       | -                    | -             | -                  | -                | -                               | -   | -                                 |
|            | <b>PROPINSI/PROVINCE</b>                | <b>564</b>           | <b>136</b>    | <b>-</b>           | <b>700</b>       | <b>382</b>                      | <b>2.809</b>                              | <b>350</b>                        |
| <b>15.</b> | <b>KALIMANTAN SELATAN</b>               |                      |               |                    |                  |                                 |   |                                   |
|            | Kab. Tanah Laut                         | 3.532                | 6.070         | -                  | 9.602            | 24.122                          | 3.974                                     | 4.801                             |
|            | Kab. Kotabaru                           | -                    | 7.284         | -                  | 7.284            | 30.223                          | 4.149                                     | 3.642                             |
|            | Kota Banjarmasin                        | -                    | -             | -                  | -                | -                               | -   | -                                 |
|            | <b>PROPINSI/PROVINCE</b>                | <b>3.532</b>         | <b>13.354</b> | <b>-</b>           | <b>16.886</b>    | <b>54.345</b>                   | <b>4.070</b>                              | <b>8.443</b>                      |
| <b>16.</b> | <b>KALIMANTAN TIMUR</b>                 |                      |               |                    |                  |                                 |   |                                   |
|            | Kab. Paser                              | 4.907                | 52.842        | -                  | 57.749           | 189.813                         | 3.592                                     | 28.875                            |
|            | Kab. Kutai Kertanegara                  | -                    | -             | -                  | -                | -                               | -   | -                                 |
|            | Kota Samarinda                          | -                    | -             | -                  | -                | -                               | -   | -                                 |
|            | <b>PROPINSI/PROVINCE</b>                | <b>4.907</b>         | <b>52.842</b> | <b>-</b>           | <b>57.749</b>    | <b>189.813</b>                  | <b>3.592</b>                              | <b>28.875</b>                     |
| <b>17.</b> | <b>SULAWESI TENGAH</b>                  |                      |               |                    |                  |                                 |   |                                   |
|            | Kab. Morowali                           | -                    | 1.133         | -                  | 1.133            | 1.505                           | 1.328                                     | 567                               |
|            | Kota Palu                               | -                    | -             | -                  | -                | -                               | -   | -                                 |
|            | <b>PROPINSI/PROVINCE</b>                | <b>-</b>             | <b>1.133</b>  | <b>-</b>           | <b>1.133</b>     | <b>1.505</b>                    | <b>1.328</b>                              | <b>567</b>                        |

| No.        | PROVINSI/KABUPATEN<br><i>Province/District</i> | Luas Areal/Area (Ha)    |                      |                           |                         | Produksi<br><i>Production</i><br>(Ton) | Produktivitas/<br><i>Productivity</i><br>(Kg/Ha) | Jumlah<br>Tenaga<br>Kerja<br>(TK) |
|------------|--|-------------------------|----------------------|---------------------------|-------------------------|--|--|-----------------------------------|
|            |  | TBM/<br><i>Immature</i> | TM/<br><i>Mature</i> | TTM/TR/<br><i>Damaged</i> | Jumlah/<br><i>Total</i> |  |  |                                   |
| <b>18.</b> | <b>SULAWESI SELATAN</b>                        |                         |                      |                           |                         |  |  |                                   |
|            | Kab. Luwu Utara                                | -                       | -                    | -                         | -                       | -                                      | -  | -                                 |
|            | Kab. Luwu Timur                                | 1.304                   | 13.920               | -                         | 15.224                  | 30.296                                 | 2.176  | 7.612                             |
|            | Kab. W a j o                                   | 61                      | 3.304                | -                         | 3.365                   | 7.853                                  | 2.377  | 1.683                             |
|            | Kota Ujung Pandang                             | -                       | -                    | -                         | -                       | -                                      | -  | -                                 |
|            | <b>PROPINSI/PROVINCE</b>                       | <b>1.365</b>            | <b>17.224</b>        | <b>-</b>                  | <b>18.589</b>           | <b>38.149</b>                          | <b>2.215</b>                                     | <b>9.295</b>                      |
| <b>19.</b> | <b>SULAWESI BARAT</b>                          |                         |                      |                           |                         |  |  |                                   |
|            | Kab. Polewali Mandar                           | -                       | -                    | -                         | -                       | -                                      | -  | -                                 |
|            | Kab. Mamuju Utara                              | -                       | -                    | -                         | -                       | -                                      | -  | -                                 |
|            | <b>PROPINSI/PROVINCE</b>                       | <b>-</b>                | <b>-</b>             | <b>-</b>                  | <b>-</b>                | <b>-</b>                               | <b>-</b>   | <b>-</b>                          |
| <b>20.</b> | <b>SULAWESI TENGGARA</b>                       |                         |                      |                           |                         |  |  |                                   |
|            | Kab. Konawe                                    | 215                     | 3.602                | -                         | 3.817                   | 5.614                                  | 1.559  | 1.909                             |
|            | Kota Bau-bau                                   | -                       | -                    | -                         | -                       | -                                      | -  | -                                 |
|            | <b>PROPINSI/PROVINCE</b>                       | <b>215</b>              | <b>3.602</b>         | <b>-</b>                  | <b>3.817</b>            | <b>5.614</b>                           | <b>1.559</b>                                     | <b>1.909</b>                      |
| <b>21.</b> | <b>P A P U A</b>                               |                         |                      |                           |                         |  |  |                                   |
|            | Kab. Keerom                                    | 3.206                   | 8.373                | 500                       | 12.079                  | 24.999                                 | 2.986  | 6.040                             |
|            | Kab. Mimika                                    | -                       | -                    | -                         | -                       | -                                      | -  | -                                 |
|            | <b>PROPINSI/PROVINCE</b>                       | <b>3.206</b>            | <b>8.373</b>         | <b>500</b>                | <b>12.079</b>           | <b>24.999</b>                          | <b>2.986</b>                                     | <b>6.040</b>                      |
| <b>22.</b> | <b>PAPUA BARAT</b>                             |                         |                      |                           |                         |  |  |                                   |
|            | Kab. Sorong                                    | -                       | -                    | -                         | -                       | -                                      | -  | -                                 |
|            | Kab. Kaimana                                   | -                       | -                    | -                         | -                       | -                                      | -  | -                                 |
|            | Kab. Manokwari                                 | -                       | 2.807                | -                         | 2.807                   | 7.363                                  | 2.623  | 1.404                             |
|            | <b>PROPINSI/PROVINCE</b>                       | <b>-</b>                | <b>2.807</b>         | <b>-</b>                  | <b>2.807</b>            | <b>7.363</b>                           | <b>2.623</b>                                     | <b>1.404</b>                      |
|            | <b>TOTAL INDONESIA</b>                         | <b>127.314</b>          | <b>572.102</b>       | <b>29.606</b>             | <b>729.022</b>          | <b>2.229.336</b>                       | <b>3.897</b>                                     | <b>364.527</b>                    |

**DIREKTORAT JENDERAL PERKEBUNAN**  
*Directorate General of Estate Crops*

Keterangan/Note :

1. Angka Tetap/*Fixed*
2. Wujud Produksi/*Production* : Minyak Sawit/*Crude Palm Oil*

**Tabel 22. Luas Areal dan Produksi Kelapa Sawit Perkebunan Besar Negara Menurut Provinsi dan Keadaan Tanaman, Tahun 2015\*)**

**Table Area and Palm Oil Production of Government Estate by Province and Tree Crop Classification, 2015\*)**

| No.                                     | Provinsi/Province    | Luas Areal/Area (Ha) |                |                    |                  | Produksi<br>Production<br>(Ton) | Produktivitas/<br>Productivity<br>(Kg/Ha) | Jumlah<br>Tenaga<br>Kerja<br>(TK) |
|---|----------------------|----------------------|----------------|--------------------|------------------|---------------------------------|---|-----------------------------------|
|   |                      | TBM/<br>Immature     | TM/<br>Mature  | TTM/TR/<br>Damaged | Jumlah/<br>Total |                                 |   |                                   |
| 1.                                      | ACEH                 | 8.599                | 25.499         | 3.509              | 37.607           | 67.158                          | 2.634                                     | 18.804                            |
| 2.                                      | SUMATERA UTARA       | 62.108               | 239.673        | 22.362             | 324.143          | 1.104.647                       | 4.609                                     | 162.072                           |
| 3.                                      | SUMATERA BARAT       | 1.088                | 8.795          | 10                 | 9.893            | 39.066                          | 4.442                                     | 4.947                             |
| 4.                                      | R I A U              | 17.382               | 69.109         | 1.577              | 88.068           | 271.649                         | 3.931                                     | 44.034                            |
| 5.                                      | KEPULAUAN RIAU       | -                    | -              | -                  | -                | -                               | -   | -                                 |
| 6.                                      | J A M B I            | 5.025                | 19.187         | 96                 | 24.308           | 86.187                          | 4.492                                     | 12.154                            |
| 7.                                      | SUMATERA SELATAN     | 7.513                | 41.543         | -                  | 49.056           | 138.183                         | 3.326                                     | 24.528                            |
| 8.                                      | KEP. BANGKA BELITUNG | -                    | -              | -                  | -                | -                               | -   | -                                 |
| 9.                                      | BENGKULU             | 584                  | 3.396          | 533                | 4.513            | 13.891                          | 4.090                                     | 2.257                             |
| 10.                                     | LAMPUNG              | 393                  | 17.222         | -                  | 17.615           | 65.617                          | 3.810                                     | 8.808                             |
| <b>WILAYAH SUMATERA</b>                 |                      | <b>102.692</b>       | <b>424.424</b> | <b>28.087</b>      | <b>555.203</b>   | <b>1.786.398</b>                | <b>4.209</b>                              | <b>277.604</b>                    |
| 11.                                     | DKI. JAKARTA         | -                    | -              | -                  | -                | -                               | -   | -                                 |
| 12.                                     | JAWA BARAT           | 1.881                | 8.642          | -                  | 10.523           | 28.632                          | 3.313                                     | 5.262                             |
| 13.                                     | BANTEN               | 2.684                | 6.105          | 755                | 9.544            | 13.202                          | 2.162                                     | 4.772                             |
| 14.                                     | JAWA TENGAH          | -                    | -              | -                  | -                | -                               | -   | -                                 |
| 15.                                     | D.I. YOGYAKARTA      | -                    | -              | -                  | -                | -                               | -   | -                                 |
| 16.                                     | JAWA TIMUR           | -                    | -              | -                  | -                | -                               | -   | -                                 |
| <b>WILAYAH JAWA</b>                     |                      | <b>4.565</b>         | <b>14.747</b>  | <b>755</b>         | <b>20.067</b>    | <b>41.834</b>                   | <b>2.837</b>                              | <b>10.034</b>                     |
| 17.                                     | B A L I              | -                    | -              | -                  | -                | -                               | -   | -                                 |
| 18.                                     | NUSA TENGGARA BARAT  | -                    | -              | -                  | -                | -                               | -   | -                                 |
| 19.                                     | NUSA TENGGARA TIMUR  | -                    | -              | -                  | -                | -                               | -   | -                                 |
| <b>WILAYAH NUSA TENGGARA &amp; BALI</b> |                      | <b>-</b>             | <b>-</b>       | <b>-</b>           | <b>-</b>         | <b>-</b>                        | <b>-</b>                                  | <b>-</b>                          |
| 20.                                     | KALIMANTAN BARAT     | 9.560                | 47.167         | 1.107              | 57.834           | 128.330                         | 2.721                                     | 28.917                            |
| 21.                                     | KALIMANTAN TENGAH    | 580                  | 140            | -                  | 720              | 392                             | 2.800                                     | 360                               |
| 22.                                     | KALIMANTAN SELATAN   | 3.634                | 13.741         | -                  | 17.375           | 55.753                          | 4.057                                     | 8.688                             |
| 23.                                     | KALIMANTAN TIMUR     | 5.049                | 54.374         | -                  | 59.423           | 194.730                         | 3.581                                     | 29.712                            |
| 24.                                     | KALIMANTAN UTARA     | -                    | -              | -                  | -                | -                               | -   | -                                 |
| <b>WILAYAH KALIMANTAN</b>               |                      | <b>18.823</b>        | <b>115.422</b> | <b>1.107</b>       | <b>135.352</b>   | <b>379.205</b>                  | <b>3.285</b>                              | <b>67.677</b>                     |
| 25.                                     | SULAWESI UTARA       | -                    | -              | -                  | -                | -                               | -   | -                                 |
| 26.                                     | GORONTALO            | -                    | -              | -                  | -                | -                               | -   | -                                 |
| 27.                                     | SULAWESI TENGAH      | -                    | 1.166          | -                  | 1.166            | 1.544                           | 1.324                                     | 583                               |
| 28.                                     | SULAWESI SELATAN     | 1.405                | 17.723         | -                  | 19.128           | 39.137                          | 2.208                                     | 9.564                             |
| 29.                                     | SULAWESI BARAT       | -                    | -              | -                  | -                | -                               | -   | -                                 |
| 30.                                     | SULAWESI TENGGARA    | 221                  | 3.706          | -                  | 3.927            | 5.759                           | 1.554                                     | 1.964                             |
| <b>WILAYAH SULAWESI</b>                 |                      | <b>1.626</b>         | <b>22.595</b>  | <b>-</b>           | <b>24.221</b>    | <b>46.440</b>                   | <b>2.055</b>                              | <b>12.111</b>                     |
| 31.                                     | M A L U K U          | -                    | -              | -                  | -                | -                               | -   | -                                 |
| 32.                                     | MALUKU UTARA         | -                    | -              | -                  | -                | -                               | -   | -                                 |
| 33.                                     | PAPUA                | 3.299                | 8.616          | 514                | 12.429           | 25.646                          | 2.977                                     | 6.215                             |
| 34.                                     | PAPUA BARAT          | -                    | 2.888          | -                  | 2.888            | 7.554                           | 2.616                                     | 1.444                             |
| <b>WILAYAH MALUKU &amp; PAPUA</b>       |                      | <b>3.299</b>         | <b>11.504</b>  | <b>514</b>         | <b>15.317</b>    | <b>33.200</b>                   | <b>2.886</b>                              | <b>7.659</b>                      |
| <b>I N D O N E S I A</b>                |                      | <b>131.005</b>       | <b>588.692</b> | <b>30.463</b>      | <b>750.160</b>   | <b>2.287.077</b>                | <b>3.872</b>                              | <b>375.085</b>                    |

**DIREKTORAT JENDERAL PERKEBUNAN**  
*Directorate General of Estate Crops*

Keterangan/Note :

1. Angka Sementara/Preliminary\*)
2. Wujud Produksi/Production : Minyak Sawit/Crude Palm Oil

**Tabel 23. Luas Areal dan Produksi Kelapa Sawit Perkebunan Besar Negara Menurut Provinsi dan Keadaan Tanaman, Tahun 2016\*\*)**

**Table Area and Palm Oil Production of Government Estate by Province and Tree Crop Classification, 2016\*\*)**

| No.                                     | Provinsi/Province    | Luas Areal/Area (Ha) |                |                |                | Produksi Production (Ton) | Produktivitas/Productivity (Kg/Ha) | Jumlah Tenaga Kerja (TK) |
|---|----------------------|----------------------|----------------|----------------|----------------|---------------------------|------------------------------------|--------------------------|
|   |                      | TBM/Immature         | TM/Mature      | TTM/TR/Damaged | Jumlah/Total   |                           |                                    |                          |
| 1.                                      | ACEH                 | 8.663                | 25.690         | 3.535          | 37.888         | 67.709                    | 2.636                              | 18.944                   |
| 2.                                      | SUMATERA UTARA       | 62.574               | 241.470        | 22.530         | 326.574        | 1.113.705                 | 4.612                              | 163.287                  |
| 3.                                      | SUMATERA BARAT       | 1.096                | 8.861          | 10             | 9.967          | 39.386                    | 4.445                              | 4.984                    |
| 4.                                      | R I A U              | 17.512               | 69.627         | 1.589          | 88.728         | 273.877                   | 3.933                              | 44.364                   |
| 5.                                      | KEPULAUAN RIAU       | -                    | -              | -              | -              | -                         | -                                  | -                        |
| 6.                                      | J A M B I            | 5.063                | 19.331         | 97             | 24.491         | 86.894                    | 4.495                              | 12.246                   |
| 7.                                      | SUMATERA SELATAN     | 7.569                | 41.855         | -              | 49.424         | 139.316                   | 3.329                              | 24.712                   |
| 8.                                      | KEP. BANGKA BELITUNG | -                    | -              | -              | -              | -                         | -                                  | -                        |
| 9.                                      | BENGKULU             | 588                  | 3.421          | 537            | 4.546          | 14.005                    | 4.094                              | 2.273                    |
| 10.                                     | LAMPUNG              | 396                  | 17.351         | -              | 17.747         | 66.155                    | 3.813                              | 8.874                    |
| <b>WILAYAH SUMATERA</b>                 |                      | <b>103.461</b>       | <b>427.606</b> | <b>28.298</b>  | <b>559.365</b> | <b>1.801.047</b>          | <b>4.212</b>                       | <b>279.684</b>           |
| 11.                                     | DKI. JAKARTA         | -                    | -              | -              | -              | -                         | -                                  | -                        |
| 12.                                     | JAWA BARAT           | 1.895                | 8.707          | -              | 10.602         | 28.867                    | 3.315                              | 5.301                    |
| 13.                                     | BANTEN               | 2.704                | 6.151          | 761            | 9.616          | 13.310                    | 2.164                              | 4.808                    |
| 14.                                     | JAWA TENGAH          | -                    | -              | -              | -              | -                         | -                                  | -                        |
| 15.                                     | D.I. YOGYAKARTA      | -                    | -              | -              | -              | -                         | -                                  | -                        |
| 16.                                     | JAWA TIMUR           | -                    | -              | -              | -              | -                         | -                                  | -                        |
| <b>WILAYAH JAWA</b>                     |                      | <b>4.599</b>         | <b>14.858</b>  | <b>761</b>     | <b>20.218</b>  | <b>42.177</b>             | <b>2.839</b>                       | <b>10.109</b>            |
| 17.                                     | B A L I              | -                    | -              | -              | -              | -                         | -                                  | -                        |
| 18.                                     | NUSA TENGGARA BARAT  | -                    | -              | -              | -              | -                         | -                                  | -                        |
| 19.                                     | NUSA TENGGARA TIMUR  | -                    | -              | -              | -              | -                         | -                                  | -                        |
| <b>WILAYAH NUSA TENGGARA &amp; BALI</b> |                      | <b>-</b>             | <b>-</b>       | <b>-</b>       | <b>-</b>       | <b>-</b>                  | <b>-</b>                           | <b>-</b>                 |
| 20.                                     | KALIMANTAN BARAT     | 9.632                | 47.521         | 1.115          | 58.268         | 129.382                   | 2.723                              | 29.134                   |
| 21.                                     | KALIMANTAN TENGAH    | 584                  | 141            | -              | 725            | 395                       | 2.801                              | 363                      |
| 22.                                     | KALIMANTAN SELATAN   | 3.661                | 13.844         | -              | 17.505         | 56.210                    | 4.060                              | 8.753                    |
| 23.                                     | KALIMANTAN TIMUR     | 5.087                | 54.782         | -              | 59.869         | 196.327                   | 3.584                              | 29.935                   |
| 24.                                     | KALIMANTAN UTARA     | -                    | -              | -              | -              | -                         | -                                  | -                        |
| <b>WILAYAH KALIMANTAN</b>               |                      | <b>18.964</b>        | <b>116.288</b> | <b>1.115</b>   | <b>136.367</b> | <b>382.314</b>            | <b>3.288</b>                       | <b>68.185</b>            |
| 25.                                     | SULAWESI UTARA       | -                    | -              | -              | -              | -                         | -                                  | -                        |
| 26.                                     | GORONTALO            | -                    | -              | -              | -              | -                         | -                                  | -                        |
| 27.                                     | SULAWESI TENGAH      | -                    | 1.175          | -              | 1.175          | 1.557                     | 1.325                              | 588                      |
| 28.                                     | SULAWESI SELATAN     | 1.416                | 17.856         | -              | 19.272         | 39.458                    | 2.210                              | 9.636                    |
| 29.                                     | SULAWESI BARAT       | -                    | -              | -              | -              | -                         | -                                  | -                        |
| 30.                                     | SULAWESI TENGGARA    | 223                  | 3.734          | -              | 3.957          | 5.806                     | 1.555                              | 1.979                    |
| <b>WILAYAH SULAWESI</b>                 |                      | <b>1.639</b>         | <b>22.765</b>  | <b>-</b>       | <b>24.404</b>  | <b>46.821</b>             | <b>2.057</b>                       | <b>12.203</b>            |
| 31.                                     | M A L U K U          | -                    | -              | -              | -              | -                         | -                                  | -                        |
| 32.                                     | MALUKU UTARA         | -                    | -              | -              | -              | -                         | -                                  | -                        |
| 33.                                     | PAPUA                | 3.324                | 8.681          | 518            | 12.523         | 25.856                    | 2.978                              | 6.262                    |
| 34.                                     | PAPUA BARAT          | -                    | 2.910          | -              | 2.910          | 7.616                     | 2.617                              | 1.455                    |
| <b>WILAYAH MALUKU &amp; PAPUA</b>       |                      | <b>3.324</b>         | <b>11.591</b>  | <b>518</b>     | <b>15.433</b>  | <b>33.472</b>             | <b>2.888</b>                       | <b>7.717</b>             |
| <b>I N D O N E S I A</b>                |                      | <b>131.987</b>       | <b>593.108</b> | <b>30.692</b>  | <b>755.787</b> | <b>2.305.831</b>          | <b>3.872</b>                       | <b>377.898</b>           |

**DIREKTORAT JENDERAL PERKEBUNAN**  
*Directorate General of Estate Crops*

Keterangan/Note :

1. Angka Estimasi/Estimation\*\*)

2. Wujud Produksi/Production : Minyak Sawit/Crude Palm Oil

**Tabel 24. Luas Areal dan Produksi Kelapa Sawit Perkebunan Besar Swasta Nasional Menurut Provinsi dan Keadaan Tanaman, Tahun 2014**

**Table Area and Palm Oil Production of Private Estate by Province and Tree Crop Classification, 2014**

| No.                                     | Provinsi/Province    | Luas Areal/Area (Ha) |                  |                |                  | Produksi Production (Ton) | Produktivitas/Productivity (Kg/Ha) | Jumlah Tenaga Kerja (TK) |
|---|----------------------|----------------------|------------------|----------------|------------------|---------------------------|------------------------------------|--------------------------|
|   |                      | TBM/Immature         | TM/Mature        | TTM/TR/Damaged | Jumlah/Total     |                           |                                    |                          |
| 1.                                      | ACEH                 | 28.411               | 104.089          | 4.116          | 136.616          | 393.619                   | 3.782                              | 68.311                   |
| 2.                                      | SUMATERA UTARA       | 71.084               | 441.874          | 5.530          | 518.488          | 2.045.986                 | 4.630                              | 259.246                  |
| 3.                                      | SUMATERA BARAT       | 16.731               | 146.453          | 11.523         | 174.707          | 435.792                   | 2.976                              | 87.355                   |
| 4.                                      | R I A U              | 84.619               | 746.514          | 16.198         | 847.331          | 3.021.559                 | 4.048                              | 423.668                  |
| 5.                                      | KEPULAUAN RIAU       | 660                  | 16.943           | 150            | 17.753           | 43.892                    | 2.591                              | 8.877                    |
| 6.                                      | J A M B I            | 24.476               | 206.532          | 2.302          | 233.310          | 711.919                   | 3.447                              | 116.657                  |
| 7.                                      | SUMATERA SELATAN     | 70.108               | 392.733          | 3.583          | 466.424          | 1.518.981                 | 3.868                              | 233.215                  |
| 8.                                      | KEP. BANGKA BELITUNG | 26.655               | 117.941          | 106            | 144.702          | 416.005                   | 3.527                              | 72.353                   |
| 9.                                      | BENGGKULU            | 20.879               | 77.334           | 838            | 99.051           | 319.222                   | 4.128                              | 49.526                   |
| 10.                                     | LAMPUNG              | 5.873                | 47.319           | 139            | 53.331           | 208.068                   | 4.397                              | 26.667                   |
| <b>WILAYAH SUMATERA</b>                 |                      | <b>349.496</b>       | <b>2.297.732</b> | <b>44.485</b>  | <b>2.691.713</b> | <b>9.115.043</b>          | <b>3.967</b>                       | <b>1.345.875</b>         |
| 11.                                     | DKI. JAKARTA         | -                    | -                | -              | -                | -                         | -                                  | -                        |
| 12.                                     | JAWA BARAT           | 1.399                | 1.740            | -              | 3.139            | 4.943                     | 2.841                              | 1.570                    |
| 13.                                     | BANTEN               | 2.038                | 475              | -              | 2.513            | 1.030                     | 2.168                              | 1.257                    |
| 14.                                     | JAWA TENGAH          | -                    | -                | -              | -                | -                         | -                                  | -                        |
| 15.                                     | D.I. YOGYAKARTA      | -                    | -                | -              | -                | -                         | -                                  | -                        |
| 16.                                     | JAWA TIMUR           | -                    | -                | -              | -                | -                         | -                                  | -                        |
| <b>WILAYAH JAWA</b>                     |                      | <b>3.437</b>         | <b>2.215</b>     | <b>-</b>       | <b>5.652</b>     | <b>5.973</b>              | <b>2.697</b>                       | <b>2.827</b>             |
| 17.                                     | B A L I              | -                    | -                | -              | -                | -                         | -                                  | -                        |
| 18.                                     | NUSA TENGGARA BARAT  | -                    | -                | -              | -                | -                         | -                                  | -                        |
| 19.                                     | NUSA TENGGARA TIMUR  | -                    | -                | -              | -                | -                         | -                                  | -                        |
| <b>WILAYAH NUSA TENGGARA &amp; BALI</b> |                      | <b>-</b>             | <b>-</b>         | <b>-</b>       | <b>-</b>         | <b>-</b>                  | <b>-</b>                           | <b>-</b>                 |
| 20.                                     | KALIMANTAN BARAT     | 171.099              | 363.434          | 5.803          | 540.336          | 1.347.432                 | 3.708                              | 270.171                  |
| 21.                                     | KALIMANTAN TENGAH    | 213.105              | 759.992          | 1.227          | 974.324          | 2.929.175                 | 3.854                              | 487.166                  |
| 22.                                     | KALIMANTAN SELATAN   | 98.911               | 317.229          | 178            | 416.318          | 1.249.471                 | 3.939                              | 208.163                  |
| 23.                                     | KALIMANTAN TIMUR     | 192.103              | 243.030          | 3.563          | 438.696          | 901.791                   | 3.711                              | 219.349                  |
| 24.                                     | KALIMANTAN UTARA     | 63.205               | 61.798           | 3.467          | 128.470          | 210.324                   | 3.403                              | 64.235                   |
| <b>WILAYAH KALIMANTAN</b>               |                      | <b>738.423</b>       | <b>1.745.483</b> | <b>14.238</b>  | <b>2.498.144</b> | <b>6.638.193</b>          | <b>3.803</b>                       | <b>1.249.084</b>         |
| 25.                                     | SULAWESI UTARA       | -                    | -                | -              | -                | -                         | -                                  | -                        |
| 26.                                     | GORONTALO            | -                    | -                | -              | -                | -                         | -                                  | -                        |
| 27.                                     | SULAWESI TENGAH      | 37.442               | 39.577           | 74             | 77.093           | 125.667                   | 3.175                              | 38.548                   |
| 28.                                     | SULAWESI SELATAN     | 1                    | 2.504            | 13             | 2.518            | 5.825                     | 2.326                              | 1.259                    |
| 29.                                     | SULAWESI BARAT       | 15.710               | 29.761           | -              | 45.471           | 125.948                   | 4.232                              | 22.736                   |
| 30.                                     | SULAWESI TENGGARA    | 15.186               | 20.290           | -              | 35.476           | 65.232                    | 3.215                              | 17.738                   |
| <b>WILAYAH SULAWESI</b>                 |                      | <b>68.339</b>        | <b>92.132</b>    | <b>87</b>      | <b>160.558</b>   | <b>322.672</b>            | <b>3.502</b>                       | <b>80.281</b>            |
| 31.                                     | M A L U K U          | 9.197                | -                | -              | 9.197            | -                         | -                                  | 4.599                    |
| 32.                                     | MALUKU UTARA         | -                    | -                | -              | -                | -                         | -                                  | -                        |
| 33.                                     | PAPUA                | 7.953                | 16.342           | 102            | 24.397           | 60.357                    | 3.693                              | 12.199                   |
| 34.                                     | PAPUA BARAT          | 25.715               | 9.670            | -              | 35.385           | 29.923                    | 3.094                              | 17.694                   |
| <b>WILAYAH MALUKU &amp; PAPUA</b>       |                      | <b>42.865</b>        | <b>26.012</b>    | <b>102</b>     | <b>68.979</b>    | <b>90.280</b>             | <b>3.471</b>                       | <b>34.492</b>            |
| <b>I N D O N E S I A</b>                |                      | <b>1.202.560</b>     | <b>4.163.574</b> | <b>58.912</b>  | <b>5.425.046</b> | <b>16.172.161</b>         | <b>3.884</b>                       | <b>2.712.559</b>         |

**DIREKTORAT JENDERAL PERKEBUNAN**  
**Directorate General of Estate Crops**

Keterangan/Note :

1. Angka Tetap/Fixed

2. Wujud Produksi/Production : Minyak Sawit/Crude Palm Oil

**Tabel 25. Luas Areal dan Produksi Kelapa Sawit Perkebunan Besar Swasta Nasional Menurut Kabupaten dan Keadaan Tanaman, Tahun 2014**

**Table Area and Palm Oil Production of Private Estate by District and Tree Crop Classification, 2014**

| No.       | PROVINSI/KABUPATEN<br>Province/District | Luas Areal/Area (Ha) |                |                    |                  | Produksi<br>Production<br>(Ton) | Produktivitas/<br>Productivity<br>(Kg/Ha) | Jumlah<br>Tenaga Kerja<br>(TK) |
|-----------|---|----------------------|----------------|--------------------|------------------|---------------------------------|---|--------------------------------|
|           |   | TBM/<br>Immature     | TM/<br>Mature  | TTM/TR/<br>Damaged | Jumlah/<br>Total |                                 |   |                                |
| <b>1.</b> | <b>ACEH</b>                             |                      |                |                    |                  |                                 |   |                                |
|           | Kab. Aceh Selatan                       | 73                   | 110            | 7                  | 190              | 369                             | 3.355                                     | 95                             |
|           | Kab. Aceh Timur                         | 2.874                | 22.082         | 1.001              | 25.957           | 89.105                          | 4.035                                     | 12.979                         |
|           | Kab. Aceh Barat                         | 568                  | 8.001          | -                  | 8.569            | 33.425                          | 4.178                                     | 4.285                          |
|           | Kab. Pidie                              | -                    | -              | -                  | -                | -                               | -   | -                              |
|           | Kab. Pidie Jaya                         | -                    | 101            | -                  | 101              | 126                             | 1.248                                     | 51                             |
|           | Kab. Aceh Tengah                        | 39                   | 1              | 16                 | 56               | 2                               | 2.000                                     | 28                             |
|           | Kab. Aceh Utara                         | 3.106                | 1.713          | 1.132              | 5.951            | 6.314                           | 3.686                                     | 2.976                          |
|           | Kab. Aceh Singkil                       | 4.806                | 15.351         | -                  | 20.157           | 47.962                          | 3.124                                     | 10.079                         |
|           | Kab. Bireun                             | 1.575                | 988            | 205                | 2.768            | 4.137                           | 4.187                                     | 1.384                          |
|           | Kab. Aceh Tamiang                       | 3.267                | 22.652         | 253                | 26.172           | 89.638                          | 3.957                                     | 13.086                         |
|           | Kab. Aceh Jaya                          | 2.086                | 859            | -                  | 2.945            | 3.418                           | 3.979                                     | 1.473                          |
|           | Kab. Nagan Raya                         | 3.399                | 26.283         | 1.502              | 31.184           | 95.235                          | 3.623                                     | 15.592                         |
|           | Kab. Aceh Barat Daya                    | 2.140                | 2.438          | -                  | 4.578            | 11.417                          | 4.683                                     | 2.289                          |
|           | Kab. Subulussalam                       | 4.478                | 3.510          | -                  | 7.988            | 12.471                          | 3.553                                     | 3.994                          |
|           | <b>PROPINSI/PROVINCE</b>                | <b>28.411</b>        | <b>104.089</b> | <b>4.116</b>       | <b>136.616</b>   | <b>393.619</b>                  | <b>3.782</b>                              | <b>68.311</b>                  |
| <b>2.</b> | <b>SUMATERA UTARA</b>                   |                      |                |                    |                  |                                 |   |                                |
|           | Kab. Deli Serdang                       | 1.973                | 20.487         | 174                | 22.634           | 94.198                          | 4.598                                     | 11.317                         |
|           | Kab. Langkat                            | 4.453                | 41.515         | 351                | 46.319           | 207.326                         | 4.994                                     | 23.160                         |
|           | Kab. Simalungun                         | 537                  | 6.379          | 93                 | 7.009            | 25.752                          | 4.037                                     | 3.505                          |
|           | Kab. Tapanuli Selatan                   | 19.858               | 17.632         | 2.158              | 39.648           | 73.658                          | 4.178                                     | 19.824                         |
|           | Kab. Tapanuli Tengah                    | 3.945                | 20.232         | 59                 | 24.236           | 89.225                          | 4.410                                     | 12.118                         |
|           | Kab. Labuhan Batu                       | 20.860               | 244.146        | 1.860              | 266.866          | 1.138.800                       | 4.664                                     | 133.433                        |
|           | Kab. Asahan                             | 7.338                | 47.025         | 606                | 54.969           | 211.036                         | 4.488                                     | 27.485                         |
|           | Kab. Karo                               | 13                   | 1.073          | 12                 | 1.098            | 3.378                           | 3.148                                     | 549                            |
|           | Kab. Mandailing Natal                   | 8.999                | 20.683         | 81                 | 29.763           | 103.282                         | 4.994                                     | 14.882                         |
|           | Kab. Serdang Bedagai                    | 3.108                | 22.702         | 136                | 25.946           | 99.331                          | 4.375                                     | 12.973                         |
|           | <b>PROPINSI/PROVINCE</b>                | <b>71.084</b>        | <b>441.874</b> | <b>5.530</b>       | <b>518.488</b>   | <b>2.045.986</b>                | <b>4.630</b>                              | <b>259.246</b>                 |
| <b>3.</b> | <b>SUMATERA BARAT</b>                   |                      |                |                    |                  |                                 |   |                                |
|           | Kab. Agam                               | 1.057                | 13.506         | 2.441              | 17.004           | 39.170                          | 2.900                                     | 8.502                          |
|           | Kab. Lima Puluh Kota                    | -                    | 1.080          | 1.166              | 2.246            | 3.080                           | 2.852                                     | 1.123                          |
|           | Kab. Pesisir Selatan                    | 8.165                | 16.759         | 2.715              | 27.639           | 47.691                          | 2.846                                     | 13.820                         |
|           | Kab. Sawahlunto/Sijunjung               | 230                  | 4.082          | 245                | 4.557            | 11.757                          | 2.880                                     | 2.279                          |
|           | Kab. Solok Selatan                      | 3.013                | 22.982         | 888                | 26.883           | 67.576                          | 2.940                                     | 13.442                         |
|           | Kab. Pasaman Barat                      | 1.176                | 52.640         | 3.416              | 57.232           | 161.177                         | 3.062                                     | 28.616                         |
|           | Kab. Dharmas Raya                       | 3.090                | 35.404         | 652                | 39.146           | 105.341                         | 2.975                                     | 19.573                         |
|           | <b>PROPINSI/PROVINCE</b>                | <b>16.731</b>        | <b>146.453</b> | <b>11.523</b>      | <b>174.707</b>   | <b>435.792</b>                  | <b>2.976</b>                              | <b>87.355</b>                  |

| No.       | PROVINSI/KABUPATEN<br>Province/District | Luas Areal/Area (Ha) |                |                    |                  | Produksi<br>Production<br>(Ton) | Produktivitas/<br>Productivity<br>(Kg/Ha) | Jumlah<br>Tenaga Kerja<br>(TK) |
|-----------|---|----------------------|----------------|--------------------|------------------|---------------------------------|---|--------------------------------|
|           |   | TBM/<br>Immature     | TM/<br>Mature  | TTM/TR/<br>Damaged | Jumlah/<br>Total |                                 |   |                                |
| <b>4.</b> | <b>RIAU</b>                             |                      |                |                    |                  |                                 |   |                                |
|           | Kab. Kampar                             | 4.887                | 158.538        | 20                 | 163.445          | 568.495                         | 3.586                                     | 81.723                         |
|           | Kab. Rokan Hulu                         | 41.326               | 92.555         | -                  | 133.881          | 332.236                         | 3.590                                     | 66.941                         |
|           | Kab. Indragiri Hulu                     | 5.043                | 42.630         | -                  | 47.673           | 164.052                         | 3.848                                     | 23.837                         |
|           | Kab. Pelalawan                          | 10.407               | 157.776        | -                  | 168.183          | 810.702                         | 5.138                                     | 84.092                         |
|           | Kab. Kuantan Sengingi                   | 1.155                | 48.775         | -                  | 49.930           | 192.061                         | 3.938                                     | 24.965                         |
|           | Kab. Bengkalis                          | 6.397                | 24.095         | 241                | 30.733           | 93.661                          | 3.887                                     | 15.367                         |
|           | Kab. Rokan Hilir                        | 1.451                | 66.212         | 15.937             | 83.600           | 234.900                         | 3.548                                     | 41.800                         |
|           | Kab. Siak                               | 220                  | 63.114         | -                  | 63.334           | 233.521                         | 3.700                                     | 31.667                         |
|           | Kab. Indragiri Hilir                    | 13.733               | 86.421         | -                  | 100.154          | 369.198                         | 4.272                                     | 50.077                         |
|           | Kota Pekanbaru                          | -                    | 6.398          | -                  | 6.398            | 22.733                          | 3.553                                     | 3.199                          |
|           | <b>PROPINSI/PROVINCE</b>                | <b>84.619</b>        | <b>746.514</b> | <b>16.198</b>      | <b>847.331</b>   | <b>3.021.559</b>                | <b>4.048</b>                              | <b>423.668</b>                 |
| <b>5.</b> | <b>KEPULAUAN RIAU</b>                   |                      |                |                    |                  |                                 |   |                                |
|           | Kab. Bintan                             | 660                  | 16.943         | 150                | 17.753           | 43.892                          | 2.591                                     | 8.877                          |
|           | <b>PROPINSI/PROVINCE</b>                | <b>660</b>           | <b>16.943</b>  | <b>150</b>         | <b>17.753</b>    | <b>43.892</b>                   | <b>2.591</b>                              | <b>8.877</b>                   |
| <b>6.</b> | <b>JAMBI</b>                            |                      |                |                    |                  |                                 |   |                                |
|           | Kab. Batanghari                         | 2.958                | 45.499         | 1.260              | 49.717           | 148.120                         | 3.255                                     | 24.859                         |
|           | Kab. Muaro Jambi                        | 7.807                | 33.795         | 364                | 41.966           | 91.729                          | 2.714                                     | 20.983                         |
|           | Kab. Bungo                              | 3.381                | 26.755         | 101                | 30.237           | 100.892                         | 3.771                                     | 15.119                         |
|           | Kab. Tebo                               | 1.763                | 8.984          | 17                 | 10.764           | 36.938                          | 4.112                                     | 5.382                          |
|           | Kab. Merangin                           | -                    | 9.992          | 11                 | 10.003           | 33.655                          | 3.368                                     | 5.002                          |
|           | Kab. Sarolangun                         | 3.363                | 39.162         | 217                | 42.742           | 142.379                         | 3.636                                     | 21.371                         |
|           | Kab. Tanjung Jabung Barat               | 3.444                | 39.420         | 277                | 43.141           | 151.221                         | 3.836                                     | 21.571                         |
|           | Kab. Tanjung Jabung Timur               | 1.760                | 2.925          | 55                 | 4.740            | 6.985                           | 2.388                                     | 2.370                          |
|           | <b>PROPINSI/PROVINCE</b>                | <b>24.476</b>        | <b>206.532</b> | <b>2.302</b>       | <b>233.310</b>   | <b>711.919</b>                  | <b>3.447</b>                              | <b>116.657</b>                 |
| <b>7.</b> | <b>SUMATERA SELATAN</b>                 |                      |                |                    |                  |                                 |   |                                |
|           | Kab. Lahat                              | 2.830                | 32.115         | -                  | 34.945           | 126.145                         | 3.928                                     | 17.473                         |
|           | Kab. Empat Lawang                       | 100                  | -              | -                  | 100              | -                               | -   | 50                             |
|           | Kab. Musib Banyuasin                    | 23.510               | 119.386        | -                  | 142.896          | 452.517                         | 3.790                                     | 71.448                         |
|           | Kab. Banyuasin                          | 9.227                | 47.695         | -                  | 56.922           | 171.227                         | 3.590                                     | 28.461                         |
|           | Kab. Musi Rawas                         | 5.322                | 69.481         | -                  | 74.803           | 277.291                         | 3.991                                     | 37.402                         |
|           | Kab. Ogan Komering Ulu                  | 4.318                | 17.753         | 1.156              | 23.227           | 76.563                          | 4.313                                     | 11.614                         |
|           | Kab. OKU Timur                          | 3.221                | 12.376         | -                  | 15.597           | 55.710                          | 4.501                                     | 7.799                          |
|           | Kab. Ogan Komering Ilir                 | 16.864               | 61.088         | -                  | 77.952           | 222.938                         | 3.649                                     | 38.976                         |
|           | Kab. Ogan Ilir                          | 222                  | 6.443          | -                  | 6.665            | 26.678                          | 4.141                                     | 3.333                          |
|           | Kab. Muara Enim                         | 4.494                | 26.396         | 2.427              | 33.317           | 109.912                         | 4.164                                     | 16.659                         |
|           | <b>PROPINSI/PROVINCE</b>                | <b>70.108</b>        | <b>392.733</b> | <b>3.583</b>       | <b>466.424</b>   | <b>1.518.981</b>                | <b>3.868</b>                              | <b>233.215</b>                 |

| No.        | PROVINSI/KABUPATEN<br>Province/District | Luas Areal/Area (Ha) |                |                    |                  | Produksi<br>Production<br>(Ton) | Produktivitas/<br>Productivity<br>(Kg/Ha) | Jumlah<br>Tenaga Kerja<br>(TK) |
|------------|---|----------------------|----------------|--------------------|------------------|---------------------------------|---|--------------------------------|
|            |   | TBM/<br>Immature     | TM/<br>Mature  | TTM/TR/<br>Damaged | Jumlah/<br>Total |                                 |   |                                |
| <b>8.</b>  | <b>KEP. BANGKA BELITUNG</b>             |                      |                |                    |                  |                                 |   |                                |
|            | Kab. Bangka                             | 8.263                | 20.728         | -                  | 28.991           | 75.394                          | 3.637                                     | 14.496                         |
|            | Kab. Bangka Tengah                      | 3.699                | 9.446          | -                  | 13.145           | 31.298                          | 3.313                                     | 6.573                          |
|            | Kab. Bangka Selatan                     | 3.559                | 431            | -                  | 3.990            | 1.416                           | 3.285                                     | 1.995                          |
|            | Kab. Bangka Barat                       | 73                   | 31.543         | -                  | 31.616           | 124.948                         | 3.961                                     | 15.808                         |
|            | Kab. Belitung                           | 9.431                | 19.516         | 106                | 29.053           | 58.441                          | 2.995                                     | 14.527                         |
|            | Kab. Belitung Timur                     | 1.630                | 36.277         | -                  | 37.907           | 124.508                         | 3.432                                     | 18.954                         |
|            | Kota Pangkal Pinang                     | -                    | -              | -                  | -                | -                               | -   | -                              |
|            | <b>PROPINSI/PROVINCE</b>                | <b>26.655</b>        | <b>117.941</b> | <b>106</b>         | <b>144.702</b>   | <b>416.005</b>                  | <b>3.527</b>                              | <b>72.353</b>                  |
| <b>9.</b>  | <b>BENGKULU</b>                         |                      |                |                    |                  |                                 |   |                                |
|            | Kab. Bengkulu Utara                     | 2.946                | 21.015         | -                  | 23.961           | 90.812                          | 4.321                                     | 11.981                         |
|            | Kab. Mukomuko                           | 9.556                | 36.206         | 838                | 46.600           | 154.085                         | 4.256                                     | 23.300                         |
|            | Kab. Seluma                             | 1.564                | 7.386          | -                  | 8.950            | 30.558                          | 4.137                                     | 4.475                          |
|            | Kab. Bengkulu Tengah                    | 1.895                | 12.321         | -                  | 14.216           | 42.478                          | 3.448                                     | 7.108                          |
|            | Kab. Kaur                               | 4.918                | 406            | -                  | 5.324            | 1.289                           | 3.175                                     | 2.662                          |
|            | <b>PROPINSI/PROVINCE</b>                | <b>20.879</b>        | <b>77.334</b>  | <b>838</b>         | <b>99.051</b>    | <b>319.222</b>                  | <b>4.128</b>                              | <b>49.526</b>                  |
| <b>10.</b> | <b>LAMPUNG</b>                          |                      |                |                    |                  |                                 |   |                                |
|            | Kab. Lampung Tengah                     | -                    | 12.333         | -                  | 12.333           | 48.176                          | 3.906                                     | 6.167                          |
|            | Kab. Lampung Utara                      | 1.297                | 5.142          | -                  | 6.439            | 22.336                          | 4.344                                     | 3.220                          |
|            | Kab. Way Kanan                          | 1.235                | 15.407         | -                  | 16.642           | 72.941                          | 4.734                                     | 8.321                          |
|            | Kab. Lampung Barat                      | 205                  | 2.855          | -                  | 3.060            | 16.127                          | 5.649                                     | 1.530                          |
|            | Kab. Tulang Bawang                      | 942                  | 1.321          | -                  | 2.263            | 6.061                           | 4.588                                     | 1.132                          |
|            | Kab. Tanggamus                          | 1.894                | 359            | 139                | 2.392            | -                               | -   | 1.196                          |
|            | Kab. Pringsewu                          | 300                  | 9.902          | -                  | 10.202           | 42.427                          | 4.285                                     | 5.101                          |
|            | <b>PROPINSI/PROVINCE</b>                | <b>5.873</b>         | <b>47.319</b>  | <b>139</b>         | <b>53.331</b>    | <b>208.068</b>                  | <b>4.397</b>                              | <b>26.667</b>                  |
| <b>11.</b> | <b>JAWA BARAT</b>                       |                      |                |                    |                  |                                 |   |                                |
|            | Kab. Sukabumi                           | 898                  | -              | -                  | 898              | -                               | -   | 449                            |
|            | Kab. Garut                              | 501                  | 1.740          | -                  | 2.241            | 4.943                           | 2.841                                     | 1.121                          |
|            | <b>PROPINSI/PROVINCE</b>                | <b>1.399</b>         | <b>1.740</b>   | <b>-</b>           | <b>3.139</b>     | <b>4.943</b>                    | <b>2.841</b>                              | <b>1.570</b>                   |
| <b>12.</b> | <b>BANTEN</b>                           |                      |                |                    |                  |                                 |   |                                |
|            | Kab. Pandeglang                         | 2.038                | 475            | -                  | 2.513            | 1.030                           | 2.168                                     | 1.257                          |
|            | Kab. Lebak                              | -                    | -              | -                  | -                | -                               | -   | -                              |
|            | <b>PROPINSI/PROVINCE</b>                | <b>2.038</b>         | <b>475</b>     | <b>-</b>           | <b>2.513</b>     | <b>1.030</b>                    | <b>2.168</b>                              | <b>1.257</b>                   |

| No.        | PROVINSI/KABUPATEN<br>Province/District | Luas Areal/Area (Ha) |                |                    |                  | Produksi<br>Production<br>(Ton) | Produktivitas/<br>Productivity<br>(Kg/Ha) | Jumlah<br>Tenaga Kerja<br>(TK) |
|------------|---|----------------------|----------------|--------------------|------------------|---------------------------------|---|--------------------------------|
|            |   | TBM/<br>Immature     | TM/<br>Mature  | TTM/TR/<br>Damaged | Jumlah/<br>Total |                                 |   |                                |
| <b>13.</b> | <b>KALIMANTAN BARAT</b>                 |                      |                |                    |                  |                                 |   |                                |
|            | Kab. Pontianak                          | 1.511                | 3.069          | -                  | 4.580            | 1.330                           | 433                                       | 2.290                          |
|            | Kab. Landak                             | 10.282               | 25.236         | -                  | 35.518           | 98.645                          | 3.909                                     | 17.759                         |
|            | Kab. Sambas                             | 6.430                | 37.725         | 1.982              | 46.137           | 133.668                         | 3.543                                     | 23.069                         |
|            | Kab. Bengkayang                         | 17.774               | 19.007         | -                  | 36.781           | 75.732                          | 3.984                                     | 18.391                         |
|            | Kab. Singkawang                         | -                    | -              | -                  | -                | -                               | -   | -                              |
|            | Kab. Sanggau                            | 8.793                | 43.356         | 871                | 53.020           | 183.459                         | 4.231                                     | 26.510                         |
|            | Kab. Sekadau                            | 3.398                | 35.675         | 20                 | 39.093           | 124.232                         | 3.482                                     | 19.547                         |
|            | Kab. Sintang                            | 14.002               | 33.964         | 97                 | 48.063           | 128.792                         | 3.792                                     | 24.032                         |
|            | Kab. Melawi                             | 2.130                | 12.613         | -                  | 14.743           | 47.030                          | 3.729                                     | 7.372                          |
|            | Kab. Kapuas Hulu                        | 9.449                | 19.209         | -                  | 28.658           | 50.048                          | 2.605                                     | 14.329                         |
|            | Kab. Ketapang                           | 68.000               | 109.200        | 2.482              | 179.682          | 410.099                         | 3.755                                     | 89.841                         |
|            | Kab. Kayong Utara                       | 7.812                | 13.629         | 351                | 21.792           | 49.501                          | 3.632                                     | 10.896                         |
|            | Kab. Kubu Raya                          | 21.518               | 10.751         | -                  | 32.269           | 44.896                          | 4.176                                     | 16.135                         |
|            | <b>PROPINSI/PROVINCE</b>                | <b>171.099</b>       | <b>363.434</b> | <b>5.803</b>       | <b>540.336</b>   | <b>1.347.432</b>                | <b>3.708</b>                              | <b>270.171</b>                 |
| <b>14.</b> | <b>KALIMANTAN TENGAH</b>                |                      |                |                    |                  |                                 |   |                                |
|            | Kab. Pulang Pisau                       | 8.309                | -              | -                  | 8.309            | -                               | -   | 4.155                          |
|            | Kab. Kota Waringin Barat                | 17.105               | 167.335        | 113                | 184.553          | 669.253                         | 3.999                                     | 92.277                         |
|            | Kab. Sukamara                           | 7.963                | 49.662         | 27                 | 57.652           | 147.446                         | 2.969                                     | 28.826                         |
|            | Kab. Lamandau                           | 10.270               | 17.175         | -                  | 27.445           | 60.324                          | 3.512                                     | 13.723                         |
|            | Kab. Kota Waringin Timur                | 80.800               | 225.390        | 539                | 306.729          | 873.931                         | 3.877                                     | 153.365                        |
|            | Kab. Seruyan                            | 49.505               | 238.601        | 395                | 288.501          | 886.022                         | 3.713                                     | 144.251                        |
|            | Kab. Katingan                           | 18.680               | 32.836         | 53                 | 51.569           | 135.239                         | 4.119                                     | 25.785                         |
|            | Kab. Barito Timur                       | 2.190                | 1.045          | -                  | 3.235            | 3.032                           | 2.901                                     | 1.618                          |
|            | Kab. Barito Selatan                     | 209                  | 710            | -                  | 919              | 2.489                           | 3.506                                     | 460                            |
|            | Kab. Kapuas                             | 8.606                | -              | -                  | 8.606            | 59.429                          | -   | 4.303                          |
|            | Kab. Gunung Mas                         | 5.126                | 1.892          | -                  | 7.018            | 7.601                           | 4.017                                     | 3.509                          |
|            | Kab. Barito Utara                       | 4.342                | 25.346         | 100                | 29.788           | 84.409                          | 3.330                                     | 14.894                         |
|            | <b>PROPINSI/PROVINCE</b>                | <b>213.105</b>       | <b>759.992</b> | <b>1.227</b>       | <b>974.324</b>   | <b>2.929.175</b>                | <b>3.854</b>                              | <b>487.166</b>                 |
| <b>15.</b> | <b>KALIMANTAN SELATAN</b>               |                      |                |                    |                  |                                 |   |                                |
|            | Kab. Tabalong                           | -                    | 8.119          | -                  | 8.119            | 28.852                          | 3.554                                     | 4.060                          |
|            | Kab. Tanah Laut                         | 8.097                | 68.406         | -                  | 76.503           | 214.690                         | 3.138                                     | 38.252                         |
|            | Kab. Kotabaru                           | 4.912                | 158.695        | -                  | 163.607          | 721.005                         | 4.543                                     | 81.804                         |
|            | Kab. Tanah Bumbu                        | 5.864                | 40.472         | 178                | 46.514           | 182.708                         | 4.514                                     | 23.257                         |
|            | Kab. Banjar                             | 16.153               | 3.602          | -                  | 19.755           | 5.024                           | 1.395                                     | 9.878                          |
|            | Kab. Balangan                           | -                    | 2.249          | -                  | 2.249            | 9.420                           | 4.189                                     | 1.125                          |
|            | Kab. Hulu Sungai Utara                  | 7.136                | 2.273          | -                  | 9.409            | 2.460                           | 1.082                                     | 4.705                          |
|            | Kab. Hulu Sungai Selatan                | 7.972                | 5.430          | -                  | 13.402           | 19.244                          | 3.544                                     | 6.701                          |
|            | Kab. Barito Kuala                       | 17.798               | 5.039          | -                  | 22.837           | 10.998                          | 2.183                                     | 11.419                         |
|            | Kab. Tapin                              | 30.979               | 22.944         | -                  | 53.923           | 55.070                          | 2.400                                     | 26.962                         |
|            | <b>PROPINSI/PROVINCE</b>                | <b>98.911</b>        | <b>317.229</b> | <b>178</b>         | <b>416.318</b>   | <b>1.249.471</b>                | <b>3.939</b>                              | <b>208.163</b>                 |

| No.        | PROVINSI/KABUPATEN<br>Province/District | Luas Areal/Area (Ha) |                |                    |                  | Produksi<br>Production<br>(Ton) | Produktivitas/<br>Productivity<br>(Kg/Ha) | Jumlah<br>Tenaga Kerja<br>(TK) |
|------------|---|----------------------|----------------|--------------------|------------------|---------------------------------|---|--------------------------------|
|            |   | TBM/<br>Immature     | TM/<br>Mature  | TTM/TR/<br>Damaged | Jumlah/<br>Total |                                 |   |                                |
| <b>16.</b> | <b>KALIMANTAN TIMUR</b>                 |                      |                |                    |                  |                                 |   |                                |
|            | Kab. Paser                              | 11.538               | 20.089         | -                  | 31.627           | 63.874                          | 3.180                                     | 15.814                         |
|            | Kab. Kutai Timur                        | 74.348               | 112.552        | -                  | 186.900          | 403.119                         | 3.582                                     | 93.450                         |
|            | Kab. Kutai Kertanegara                  | 66.389               | 49.593         | 3.563              | 119.545          | 208.628                         | 4.207                                     | 59.773                         |
|            | Kab. Kutai Barat                        | 5.117                | 11.145         | -                  | 16.262           | 37.902                          | 3.401                                     | 8.131                          |
|            | Kab. Berau                              | 27.309               | 16.967         | -                  | 44.276           | 63.080                          | 3.718                                     | 22.138                         |
|            | Kab. Penajam P.U.                       | 7.382                | 32.684         | -                  | 40.066           | 125.188                         | 3.830                                     | 20.033                         |
|            | Kab. Bulungan                           | -                    | -              | -                  | -                | -                               | -   | -                              |
|            | Kab. Nunukan                            | -                    | -              | -                  | -                | -                               | -   | -                              |
|            | Kab. Tanah Tidung                       | -                    | -              | -                  | -                | -                               | -   | -                              |
|            | Kab. Bontang                            | 20                   | -              | -                  | 20               | -                               | -   | 10                             |
|            | <b>PROPINSI/PROVINCE</b>                | <b>192.103</b>       | <b>243.030</b> | <b>3.563</b>       | <b>438.696</b>   | <b>901.791</b>                  | <b>3.711</b>                              | <b>219.349</b>                 |
| <b>17.</b> | <b>KALIMANTAN UTARA</b>                 |                      |                |                    |                  |                                 |   |                                |
|            | Kab. Malinau                            | -                    | -              | -                  | -                | -                               | -   | -                              |
|            | Kab. Bulungan                           | 20.011               | 6.550          | 367                | 26.928           | 23.170                          | 3.537                                     | 13.464                         |
|            | Kab. Nunukan                            | 39.834               | 55.248         | 3.100              | 98.182           | 187.154                         | 3.388                                     | 49.091                         |
|            | Kab. Tanah Tidung                       | 3.360                | -              | -                  | 3.360            | -                               | -   | 1.680                          |
|            | Kab. Tarakan                            | -                    | -              | -                  | -                | -                               | -   | -                              |
|            | <b>PROPINSI/PROVINCE</b>                | <b>63.205</b>        | <b>61.798</b>  | <b>3.467</b>       | <b>128.470</b>   | <b>210.324</b>                  | <b>3.403</b>                              | <b>64.235</b>                  |
| <b>18.</b> | <b>SULAWESI TENGAH</b>                  |                      |                |                    |                  |                                 |   |                                |
|            | Kab. Donggala                           | 2.294                | 6.103          | -                  | 8.397            | 31.580                          | 5.175                                     | 4.199                          |
|            | Kab. Morowali                           | 5.656                | 5.295          | 28                 | 10.979           | 9.996                           | 1.888                                     | 5.490                          |
|            | Kab. Morowali Utara                     | 11.312               | 10.592         | 39                 | 21.943           | 20.256                          | 1.912                                     | 10.972                         |
|            | Kab. Banggai                            | 11.047               | 3.428          | 7                  | 14.482           | 14.126                          | 4.121                                     | 7.241                          |
|            | Kab. Buol                               | 6.673                | 14.159         | -                  | 20.832           | 49.709                          | 3.511                                     | 10.416                         |
|            | Kab. Toli-toli                          | 460                  | -              | -                  | 460              | -                               | -   | 230                            |
|            | <b>PROPINSI/PROVINCE</b>                | <b>37.442</b>        | <b>39.577</b>  | <b>74</b>          | <b>77.093</b>    | <b>125.667</b>                  | <b>3.175</b>                              | <b>38.548</b>                  |
| <b>19.</b> | <b>SULAWESI SELATAN</b>                 |                      |                |                    |                  |                                 |   |                                |
|            | Kab. Luwu Utara                         | -                    | -              | -                  | -                | -                               | -   | -                              |
|            | Kab. Wajo                               | -                    | -              | -                  | -                | -                               | -   | -                              |
|            | Kab. Luwu Timur                         | 1                    | 2.504          | 13                 | 2.518            | 5.825                           | 2.326                                     | 1.259                          |
|            | <b>PROPINSI/PROVINCE</b>                | <b>1</b>             | <b>2.504</b>   | <b>13</b>          | <b>2.518</b>     | <b>5.825</b>                    | <b>2.326</b>                              | <b>1.259</b>                   |

| No.        | PROVINSI/KABUPATEN<br>Province/District | Luas Areal/Area (Ha) |                  |                    |                  | Produksi<br>Production<br>(Ton) | Produktivitas/<br>Productivity<br>(Kg/Ha) | Jumlah<br>Tenaga Kerja<br>(TK) |
|------------|---|----------------------|------------------|--------------------|------------------|---------------------------------|---|--------------------------------|
|            |   | TBM/<br>Immature     | TM/<br>Mature    | TTM/TR/<br>Damaged | Jumlah/<br>Total |                                 |   |                                |
| <b>20.</b> | <b>SULAWESI BARAT</b>                   |                      |                  |                    |                  |                                 |   |                                |
|            | Kab. Polewali Mandar                    | -                    | -                | -                  | -                | -                               | -   | -                              |
|            | Kab. Mamasa                             | -                    | -                | -                  | -                | -                               | -   | -                              |
|            | Kab. Majene                             | -                    | -                | -                  | -                | -                               | -   | -                              |
|            | Kab. Mamuju                             | 931                  | 5.416            | -                  | 6.347            | 21.377                          | 3.947                                     | 3.174                          |
|            | Kab. Mamuju Tengah                      | 6.846                | 2.138            | -                  | 8.984            | 8.829                           | 4.130                                     | 4.492                          |
|            | Kab. Mamuju Utara                       | 7.933                | 22.207           | -                  | 30.140           | 95.742                          | 4.311                                     | 15.070                         |
|            | <b>PROPINSI/PROVINCE</b>                | <b>15.710</b>        | <b>29.761</b>    | <b>-</b>           | <b>45.471</b>    | <b>125.948</b>                  | <b>4.232</b>                              | <b>22.736</b>                  |
| <b>21.</b> | <b>SULAWESI TENGGARA</b>                |                      |                  |                    |                  |                                 |   |                                |
|            | Kab. Kolaka                             | -                    | -                | -                  | -                | -                               | -   | -                              |
|            | Kab. Kolaka Utara                       | 15.186               | 20.290           | -                  | 35.476           | 65.232                          | 3.215                                     | 17.738                         |
|            | <b>PROPINSI/PROVINCE</b>                | <b>15.186</b>        | <b>20.290</b>    | <b>-</b>           | <b>35.476</b>    | <b>65.232</b>                   | <b>3.215</b>                              | <b>17.738</b>                  |
| <b>22.</b> | <b>MALUKU</b>                           |                      |                  |                    |                  |                                 |   |                                |
|            | Kab. Maluku Tengah                      | 9.197                | -                | -                  | 9.197            | -                               | -   | 4.599                          |
|            | <b>PROPINSI/PROVINCE</b>                | <b>9.197</b>         | <b>-</b>         | <b>-</b>           | <b>9.197</b>     | <b>-</b>                        | <b>-</b>                                  | <b>4.599</b>                   |
| <b>23.</b> | <b>P A P U A</b>                        |                      |                  |                    |                  |                                 |   |                                |
|            | Kab. Jayapura                           | -                    | -                | -                  | -                | -                               | -   | -                              |
|            | Kab. Merauke                            | 6.270                | 11.990           | 102                | 18.362           | 47.232                          | 3.939                                     | 9.181                          |
|            | Kab. Boven Digoel                       | -                    | -                | -                  | -                | -                               | -   | -                              |
|            | Kab. Keerom                             | 1.683                | 4.352            | -                  | 6.035            | 13.125                          | 3.016                                     | 3.018                          |
|            | Kab. Mimika                             | -                    | -                | -                  | -                | -                               | -   | -                              |
|            | <b>PROPINSI/PROVINCE</b>                | <b>7.953</b>         | <b>16.342</b>    | <b>102</b>         | <b>24.397</b>    | <b>60.357</b>                   | <b>3.693</b>                              | <b>12.199</b>                  |
| <b>24.</b> | <b>PAPUA BARAT</b>                      |                      |                  |                    |                  |                                 |   |                                |
|            | Kab. Sorong                             | 987                  | -                | -                  | 987              | -                               | -   | 494                            |
|            | Kab. Manokwari                          | 803                  | -                | -                  | 803              | -                               | -   | 402                            |
|            | Kab. Teluk Bintuni                      | 23.925               | 9.670            | -                  | 33.595           | 29.923                          | 3.094                                     | 16.798                         |
|            | <b>PROPINSI/PROVINCE</b>                | <b>25.715</b>        | <b>9.670</b>     | <b>-</b>           | <b>35.385</b>    | <b>29.923</b>                   | <b>3.094</b>                              | <b>17.694</b>                  |
|            | <b>TOTAL INDONESIA</b>                  | <b>1.202.560</b>     | <b>4.163.574</b> | <b>58.912</b>      | <b>5.425.046</b> | <b>16.172.161</b>               | <b>3.884</b>                              | <b>2.712.559</b>               |

**DIREKTORAT JENDERAL PERKEBUNAN**  
*Directorate General of Estate Crops*

Keterangan/Note :

1. Angka Tetap/Fixed
2. Wujud Produksi/Production : Minyak Sawit/Crude Palm Oil

**Tabel 26. Luas Areal dan Produksi Kelapa Sawit Perkebunan Besar Swasta Nasional Menurut Provinsi dan Keadaan Tanaman, Tahun 2015\*)**

**Table Area and Palm Oil Production of Private Estate by Province and Tree Crop Classification, 2015\*)**

| No.                                     | Provinsi/Province    | Luas Areal/Area (Ha) |                  |                |                  | Produksi Production (Ton) | Produktivitas/Productivity (Kg/Ha) | Jumlah Tenaga Kerja (TK) |
|---|----------------------|----------------------|------------------|----------------|------------------|---------------------------|------------------------------------|--------------------------|
|   |                      | TBM/Immature         | TM/Mature        | TTM/TR/Damaged | Jumlah/Total     |                           |                                    |                          |
| 1.                                      | ACEH                 | 30.329               | 111.115          | 4.394          | 145.838          | 429.236                   | 3.863                              | 72.919                   |
| 2.                                      | SUMATERA UTARA       | 75.882               | 471.701          | 5.903          | 553.486          | 2.231.118                 | 4.730                              | 276.743                  |
| 3.                                      | SUMATERA BARAT       | 17.860               | 156.339          | 12.301         | 186.500          | 475.225                   | 3.040                              | 93.250                   |
| 4.                                      | R I A U              | 90.331               | 796.904          | 17.291         | 904.526          | 3.294.966                 | 4.135                              | 452.263                  |
| 5.                                      | KEPULAUAN RIAU       | 705                  | 18.087           | 160            | 18.952           | 47.864                    | 2.646                              | 9.476                    |
| 6.                                      | J A M B I            | 26.128               | 220.473          | 2.457          | 249.058          | 776.337                   | 3.521                              | 124.529                  |
| 7.                                      | SUMATERA SELATAN     | 74.840               | 419.243          | 3.825          | 497.908          | 1.656.426                 | 3.951                              | 248.954                  |
| 8.                                      | KEP. BANGKA BELITUNG | 28.454               | 125.902          | 113            | 154.469          | 453.647                   | 3.603                              | 77.235                   |
| 9.                                      | BENGKULU             | 22.288               | 82.554           | 895            | 105.737          | 348.107                   | 4.217                              | 52.869                   |
| 10.                                     | LAMPUNG              | 6.269                | 50.513           | 148            | 56.930           | 226.895                   | 4.492                              | 28.465                   |
| <b>WILAYAH SUMATERA</b>                 |                      | <b>373.086</b>       | <b>2.452.831</b> | <b>47.487</b>  | <b>2.873.404</b> | <b>9.939.821</b>          | <b>4.052</b>                       | <b>1.436.703</b>         |
| 11.                                     | DKI. JAKARTA         | -                    | -                | -              | -                | -                         | -                                  | -                        |
| 12.                                     | JAWA BARAT           | 1.493                | 1.857            | -              | 3.350            | 5.390                     | 2.903                              | 1.675                    |
| 13.                                     | BANTEN               | 2.176                | 507              | -              | 2.683            | 1.123                     | 2.215                              | 1.342                    |
| 14.                                     | JAWA TENGAH          | -                    | -                | -              | -                | -                         | -                                  | -                        |
| 15.                                     | D.I. YOGYAKARTA      | -                    | -                | -              | -                | -                         | -                                  | -                        |
| 16.                                     | JAWA TIMUR           | -                    | -                | -              | -                | -                         | -                                  | -                        |
| <b>WILAYAH JAWA</b>                     |                      | <b>3.669</b>         | <b>2.364</b>     | <b>-</b>       | <b>6.033</b>     | <b>6.513</b>              | <b>2.755</b>                       | <b>3.017</b>             |
| 17.                                     | B A L I              | -                    | -                | -              | -                | -                         | -                                  | -                        |
| 18.                                     | NUSA TENGGARA BARAT  | -                    | -                | -              | -                | -                         | -                                  | -                        |
| 19.                                     | NUSA TENGGARA TIMUR  | -                    | -                | -              | -                | -                         | -                                  | -                        |
| <b>WILAYAH NUSA TENGGARA &amp; BALI</b> |                      | <b>-</b>             | <b>-</b>         | <b>-</b>       | <b>-</b>         | <b>-</b>                  | <b>-</b>                           | <b>-</b>                 |
| 20.                                     | KALIMANTAN BARAT     | 184.481              | 384.690          | 7.638          | 576.809          | 1.469.355                 | 3.820                              | 288.405                  |
| 21.                                     | KALIMANTAN TENGAH    | 227.490              | 811.292          | 1.310          | 1.040.092        | 3.194.222                 | 3.937                              | 520.046                  |
| 22.                                     | KALIMANTAN SELATAN   | 105.587              | 338.642          | 190            | 444.419          | 1.362.530                 | 4.024                              | 222.210                  |
| 23.                                     | KALIMANTAN TIMUR     | 205.070              | 259.435          | 3.804          | 468.309          | 983.390                   | 3.791                              | 234.155                  |
| 24.                                     | KALIMANTAN UTARA     | 67.471               | 65.969           | 3.701          | 137.141          | 229.355                   | 3.477                              | 68.571                   |
| <b>WILAYAH KALIMANTAN</b>               |                      | <b>790.099</b>       | <b>1.860.028</b> | <b>16.643</b>  | <b>2.666.770</b> | <b>7.238.852</b>          | <b>3.892</b>                       | <b>1.333.387</b>         |
| 25.                                     | SULAWESI UTARA       | -                    | -                | -              | -                | -                         | -                                  | -                        |
| 26.                                     | GORONTALO            | -                    | -                | -              | -                | -                         | -                                  | -                        |
| 27.                                     | SULAWESI TENGAH      | 39.969               | 42.248           | 79             | 82.296           | 137.038                   | 3.244                              | 41.148                   |
| 28.                                     | SULAWESI SELATAN     | 1                    | 2.673            | 14             | 2.688            | 6.352                     | 2.376                              | 1.344                    |
| 29.                                     | SULAWESI BARAT       | 16.770               | 31.770           | -              | 48.540           | 137.344                   | 4.323                              | 24.270                   |
| 30.                                     | SULAWESI TENGGARA    | 16.211               | 21.660           | -              | 37.871           | 71.135                    | 3.284                              | 18.936                   |
| <b>WILAYAH SULAWESI</b>                 |                      | <b>72.951</b>        | <b>98.351</b>    | <b>93</b>      | <b>171.395</b>   | <b>351.869</b>            | <b>3.578</b>                       | <b>85.698</b>            |
| 31.                                     | M A L U K U          | 9.818                | -                | -              | 9.818            | -                         | -                                  | 4.909                    |
| 32.                                     | MALUKU UTARA         | -                    | -                | -              | -                | -                         | -                                  | -                        |
| 33.                                     | PAPUA                | 8.490                | 17.445           | 109            | 26.044           | 65.818                    | 3.773                              | 13.022                   |
| 34.                                     | PAPUA BARAT          | 27.451               | 10.323           | -              | 37.774           | 32.631                    | 3.161                              | 18.887                   |
| <b>WILAYAH MALUKU &amp; PAPUA</b>       |                      | <b>45.759</b>        | <b>27.768</b>    | <b>109</b>     | <b>73.636</b>    | <b>98.449</b>             | <b>3.545</b>                       | <b>36.818</b>            |
| <b>I N D O N E S I A</b>                |                      | <b>1.285.564</b>     | <b>4.441.342</b> | <b>64.332</b>  | <b>5.791.238</b> | <b>17.635.504</b>         | <b>3.971</b>                       | <b>2.895.623</b>         |

**DIREKTORAT JENDERAL PERKEBUNAN**  
**Directorate General of Estate Crops**

Keterangan/Note :

1. Angka Sementara/Preliminary\*)
2. Wujud Produksi/Production : Minyak Sawit/Crude Palm Oil

**Tabel 27. Luas Areal dan Produksi Kelapa Sawit Perkebunan Besar Swasta Nasional Menurut Provinsi dan Keadaan Tanaman, Tahun 2016\*\*)**

**Table Area and Palm Oil Production of Private Estate by Province and Tree Crop Classification, 2016\*\*)**

| No.                                     | Provinsi/Province    | Luas Areal/Area (Ha) |                  |                    |                  | Produksi<br>Production<br>(Ton) | Produktivitas/<br>Productivity<br>(Kg/Ha) | Jumlah<br>Tenaga<br>Kerja<br>(TK) |
|---|----------------------|----------------------|------------------|--------------------|------------------|---------------------------------|---|-----------------------------------|
|   |                      | TBM/<br>Immature     | TM/<br>Mature    | TTM/TR/<br>Damaged | Jumlah/<br>Total |                                 |   |                                   |
| 1.                                      | ACEH                 | 31.239               | 114.448          | 4.526              | 150.213          | 447.835                         | 3.913                                     | 75.107                            |
| 2.                                      | SUMATERA UTARA       | 78.158               | 485.852          | 6.080              | 570.090          | 2.421.749                       | 4.985                                     | 285.045                           |
| 3.                                      | SUMATERA BARAT       | 18.396               | 161.029          | 12.670             | 192.095          | 517.959                         | 3.217                                     | 96.048                            |
| 4.                                      | R I A U              | 93.041               | 820.811          | 17.810             | 931.662          | 3.591.262                       | 4.375                                     | 465.831                           |
| 5.                                      | KEPULAUAN RIAU       | 726                  | 18.630           | 165                | 19.521           | 52.168                          | 2.800                                     | 9.761                             |
| 6.                                      | J A M B I            | 26.912               | 227.087          | 2.531              | 256.530          | 846.148                         | 3.726                                     | 128.265                           |
| 7.                                      | SUMATERA SELATAN     | 77.085               | 431.820          | 3.940              | 512.845          | 1.815.378                       | 4.204                                     | 256.423                           |
| 8.                                      | KEP. BANGKA BELITUNG | 29.308               | 129.679          | 116                | 159.103          | 494.441                         | 3.813                                     | 79.552                            |
| 9.                                      | BENGGKULU            | 22.957               | 85.031           | 922                | 108.910          | 379.410                         | 4.462                                     | 54.455                            |
| 10.                                     | LAMPUNG              | 6.457                | 52.028           | 152                | 58.637           | 247.298                         | 4.753                                     | 29.319                            |
| <b>WILAYAH SUMATERA</b>                 |                      | <b>384.279</b>       | <b>2.526.415</b> | <b>48.912</b>      | <b>2.959.606</b> | <b>10.813.648</b>               | <b>4.280</b>                              | <b>1.479.806</b>                  |
| 11.                                     | DKI. JAKARTA         | -                    | -                | -                  | -                | -                               | -   | -                                 |
| 12.                                     | JAWA BARAT           | 1.538                | 1.913            | -                  | 3.451            | 5.875                           | 3.071                                     | 1.726                             |
| 13.                                     | BANTEN               | 2.241                | 522              | -                  | 2.763            | 1.224                           | 2.345                                     | 1.382                             |
| 14.                                     | JAWA TENGAH          | -                    | -                | -                  | -                | -                               | -   | -                                 |
| 15.                                     | D.I. YOGYAKARTA      | -                    | -                | -                  | -                | -                               | -   | -                                 |
| 16.                                     | JAWA TIMUR           | -                    | -                | -                  | -                | -                               | -   | -                                 |
| <b>WILAYAH JAWA</b>                     |                      | <b>3.779</b>         | <b>2.435</b>     | <b>-</b>           | <b>6.214</b>     | <b>7.099</b>                    | <b>2.915</b>                              | <b>3.108</b>                      |
| 17.                                     | B A L I              | -                    | -                | -                  | -                | -                               | -   | -                                 |
| 18.                                     | NUSA TENGGARA BARAT  | -                    | -                | -                  | -                | -                               | -   | -                                 |
| 19.                                     | NUSA TENGGARA TIMUR  | -                    | -                | -                  | -                | -                               | -   | -                                 |
| <b>WILAYAH NUSA TENGGARA &amp; BALI</b> |                      | <b>-</b>             | <b>-</b>         | <b>-</b>           | <b>-</b>         | <b>-</b>                        | <b>-</b>                                  | <b>-</b>                          |
| 20.                                     | KALIMANTAN BARAT     | 190.015              | 396.231          | 7.867              | 594.113          | 1.606.485                       | 4.054                                     | 297.057                           |
| 21.                                     | KALIMANTAN TENGAH    | 234.315              | 835.631          | 1.349              | 1.071.295        | 3.491.459                       | 4.178                                     | 535.648                           |
| 22.                                     | KALIMANTAN SELATAN   | 108.755              | 348.801          | 196                | 457.752          | 1.485.054                       | 4.258                                     | 228.876                           |
| 23.                                     | KALIMANTAN TIMUR     | 211.222              | 267.218          | 3.918              | 482.358          | 1.071.820                       | 4.011                                     | 241.179                           |
| 24.                                     | KALIMANTAN UTARA     | 69.495               | 67.948           | 3.812              | 141.255          | 249.979                         | 3.679                                     | 70.628                            |
| <b>WILAYAH KALIMANTAN</b>               |                      | <b>813.802</b>       | <b>1.915.829</b> | <b>17.142</b>      | <b>2.746.773</b> | <b>7.904.797</b>                | <b>4.126</b>                              | <b>1.373.388</b>                  |
| 25.                                     | SULAWESI UTARA       | -                    | -                | -                  | -                | -                               | -   | -                                 |
| 26.                                     | GORONTALO            | -                    | -                | -                  | -                | -                               | -   | -                                 |
| 27.                                     | SULAWESI TENGAH      | 41.168               | 43.515           | 81                 | 84.764           | 149.361                         | 3.432                                     | 42.382                            |
| 28.                                     | SULAWESI SELATAN     | 1                    | 2.753            | 14                 | 2.768            | 6.923                           | 2.515                                     | 1.384                             |
| 29.                                     | SULAWESI BARAT       | 17.273               | 32.723           | -                  | 49.996           | 149.694                         | 4.575                                     | 24.998                            |
| 30.                                     | SULAWESI TENGGARA    | 16.697               | 22.310           | -                  | 39.007           | 77.532                          | 3.475                                     | 19.504                            |
| <b>WILAYAH SULAWESI</b>                 |                      | <b>75.139</b>        | <b>101.301</b>   | <b>95</b>          | <b>176.535</b>   | <b>383.510</b>                  | <b>3.786</b>                              | <b>88.268</b>                     |
| 31.                                     | M A L U K U          | 10.113               | -                | -                  | 10.113           | -                               | -   | 5.057                             |
| 32.                                     | MALUKU UTARA         | -                    | -                | -                  | -                | -                               | -   | -                                 |
| 33.                                     | PAPUA                | 8.745                | 17.968           | 112                | 26.825           | 71.737                          | 3.992                                     | 13.413                            |
| 34.                                     | PAPUA BARAT          | 28.275               | 10.633           | -                  | 38.908           | 35.565                          | 3.345                                     | 19.454                            |
| <b>WILAYAH MALUKU &amp; PAPUA</b>       |                      | <b>47.133</b>        | <b>28.601</b>    | <b>112</b>         | <b>75.846</b>    | <b>107.302</b>                  | <b>3.752</b>                              | <b>37.924</b>                     |
| <b>I N D O N E S I A</b>                |                      | <b>1.324.132</b>     | <b>4.574.581</b> | <b>66.261</b>      | <b>5.964.974</b> | <b>19.216.356</b>               | <b>4.201</b>                              | <b>2.982.494</b>                  |

**DIREKTORAT JENDERAL PERKEBUNAN**  
**Directorate General of Estate Crops**

Keterangan/Note :

1. Angka Estimasi/Estimation\*\*)
2. Wujud Produksi/Production : Minyak Sawit/Crude Palm Oil

**Tabel 28. Luas Areal dan Produksi Kelapa Sawit Perkebunan Besar Swasta Asing Menurut Provinsi dan Keadaan Tanaman Tahun 2014**

**Table Area and Palm Oil Production of Foreign Private Estate by Province and Tree Crop Classification, 2014**

| No.                                     | Provinsi/Province    | Luas Areal/Area (Ha) |                |                    |                  | Produksi Production (Ton) | Produktivitas/Productivity (Kg/Ha) | Jumlah Tenaga Kerja (TK) |
|---|----------------------|----------------------|----------------|--------------------|------------------|---------------------------|------------------------------------|--------------------------|
|   |                      | TBM/<br>Immature     | TM/<br>Mature  | TTM/TR/<br>Damaged | Jumlah/<br>Total |                           |                                    |                          |
| 1.                                      | ACEH                 | 3.161                | 27.552         | 1.447              | 32.160           | 110.707                   | 4.018                              | 16.081                   |
| 2.                                      | SUMATERA UTARA       | 24.094               | 121.380        | 734                | 146.208          | 560.591                   | 4.618                              | 73.106                   |
| 3.                                      | SUMATERA BARAT       | -                    | -              | -                  | -                | -                         | -                                  | -                        |
| 4.                                      | R I A U              | -                    | -              | -                  | -                | -                         | -                                  | -                        |
| 5.                                      | KEPULAUAN RIAU       | -                    | -              | -                  | -                | -                         | -                                  | -                        |
| 6.                                      | J A M B I            | -                    | -              | -                  | -                | -                         | -                                  | -                        |
| 7.                                      | SUMATERA SELATAN     | -                    | -              | -                  | -                | -                         | -                                  | -                        |
| 8.                                      | KEP. BANGKA BELITUNG | -                    | -              | -                  | -                | -                         | -                                  | -                        |
| 9.                                      | BENGKULU             | -                    | -              | -                  | -                | -                         | -                                  | -                        |
| 10.                                     | LAMPUNG              | -                    | -              | -                  | -                | -                         | -                                  | -                        |
| <b>WILAYAH SUMATERA</b>                 |                      | <b>27.255</b>        | <b>148.932</b> | <b>2.181</b>       | <b>178.368</b>   | <b>671.298</b>            | <b>4.507</b>                       | <b>89.187</b>            |
| 11.                                     | DKI. JAKARTA         | -                    | -              | -                  | -                | -                         | -                                  | -                        |
| 12.                                     | JAWA BARAT           | -                    | -              | -                  | -                | -                         | -                                  | -                        |
| 13.                                     | BANTEN               | -                    | -              | -                  | -                | -                         | -                                  | -                        |
| 14.                                     | JAWA TENGAH          | -                    | -              | -                  | -                | -                         | -                                  | -                        |
| 15.                                     | D.I. YOGYAKARTA      | -                    | -              | -                  | -                | -                         | -                                  | -                        |
| 16.                                     | JAWA TIMUR           | -                    | -              | -                  | -                | -                         | -                                  | -                        |
| <b>WILAYAH JAWA</b>                     |                      | -                    | -              | -                  | -                | -                         | -                                  | -                        |
| 17.                                     | B A L I              | -                    | -              | -                  | -                | -                         | -                                  | -                        |
| 18.                                     | NUSA TENGGARA BARAT  | -                    | -              | -                  | -                | -                         | -                                  | -                        |
| 19.                                     | NUSA TENGGARA TIMUR  | -                    | -              | -                  | -                | -                         | -                                  | -                        |
| <b>WILAYAH NUSA TENGGARA &amp; BALI</b> |                      | -                    | -              | -                  | -                | -                         | -                                  | -                        |
| 20.                                     | KALIMANTAN BARAT     | -                    | -              | -                  | -                | -                         | -                                  | -                        |
| 21.                                     | KALIMANTAN TENGAH    | -                    | -              | -                  | -                | -                         | -                                  | -                        |
| 22.                                     | KALIMANTAN SELATAN   | -                    | -              | -                  | -                | -                         | -                                  | -                        |
| 23.                                     | KALIMANTAN TIMUR     | -                    | -              | -                  | -                | -                         | -                                  | -                        |
| 24.                                     | KALIMANTAN UTARA     | -                    | -              | -                  | -                | -                         | -                                  | -                        |
| <b>WILAYAH KALIMANTAN</b>               |                      | -                    | -              | -                  | -                | -                         | -                                  | -                        |
| 25.                                     | SULAWESI UTARA       | -                    | -              | -                  | -                | -                         | -                                  | -                        |
| 26.                                     | GORONTALO            | -                    | -              | -                  | -                | -                         | -                                  | -                        |
| 27.                                     | SULAWESI TENGAH      | -                    | -              | -                  | -                | -                         | -                                  | -                        |
| 28.                                     | SULAWESI SELATAN     | -                    | -              | -                  | -                | -                         | -                                  | -                        |
| 29.                                     | SULAWESI BARAT       | -                    | -              | -                  | -                | -                         | -                                  | -                        |
| 30.                                     | SULAWESI TENGGARA    | -                    | -              | -                  | -                | -                         | -                                  | -                        |
| <b>WILAYAH SULAWESI</b>                 |                      | -                    | -              | -                  | -                | -                         | -                                  | -                        |
| 31.                                     | M A L U K U          | -                    | -              | -                  | -                | -                         | -                                  | -                        |
| 32.                                     | MALUKU UTARA         | -                    | -              | -                  | -                | -                         | -                                  | -                        |
| 33.                                     | PAPUA                | -                    | -              | -                  | -                | -                         | -                                  | -                        |
| 34.                                     | PAPUA BARAT          | -                    | -              | -                  | -                | -                         | -                                  | -                        |
| <b>WILAYAH MALUKU &amp; PAPUA</b>       |                      | -                    | -              | -                  | -                | -                         | -                                  | -                        |
| <b>I N D O N E S I A</b>                |                      | <b>27.255</b>        | <b>148.932</b> | <b>2.181</b>       | <b>178.368</b>   | <b>671.298</b>            | <b>4.507</b>                       | <b>89.187</b>            |

**DIREKTORAT JENDERAL PERKEBUNAN**  
*Directorate General of Estate Crops*

Keterangan/Note :

1. Angka Tetap/Fixed

2. Wujud Produksi/Production : Minyak Sawit/Crude Palm Oil

**Tabel 29. Luas Areal dan Produksi Kelapa Sawit Perkebunan Besar Swasta Asing Menurut Kabupaten dan Keadaan Tanaman, Tahun 2014**  
**Table Area and Palm Oil Production of Foreign Private Estate by District and Tree Crop Classification, 2014**

| No.       | PROVINSI/KABUPATEN<br><i>Province/District</i> | Luas Areal/Area (Ha)    |                      |                           |                         | Produksi<br><i>Production</i><br>(Ton) | Produktivitas/<br><i>Productivity</i><br>(Kg/Ha) | Jumlah<br>Tenaga<br>Kerja<br>(TK) |
|-----------|--|-------------------------|----------------------|---------------------------|-------------------------|--|--|-----------------------------------|
|           |  | TBM/<br><i>Immature</i> | TM/<br><i>Mature</i> | TTM/TR/<br><i>Damaged</i> | Jumlah/<br><i>Total</i> |  |  |                                   |
| <b>1.</b> | <b>ACEH</b>                                    |                         |                      |                           |                         |  |  |                                   |
|           | Kab. Aceh Singkil                              | 1.751                   | 14.031               | 1.447                     | 17.229                  | 47.412                                 | 3.379  | 8.615                             |
|           | Kab. Aceh Tamiang                              | 770                     | 5.197                | -                         | 5.967                   | 22.101                                 | 4.253  | 2.984                             |
|           | Kab. Nagan Raya                                | 640                     | 8.324                | -                         | 8.964                   | 41.194                                 | 4.949  | 4.482                             |
|           | Kab. Aceh Barat Daya                           | -                       | -                    | -                         | -                       | -                                      | -  | -                                 |
|           | <b>PROPINSI/PROVINCE</b>                       | <b>3.161</b>            | <b>27.552</b>        | <b>1.447</b>              | <b>32.160</b>           | <b>110.707</b>                         | <b>4.018</b>                                     | <b>16.081</b>                     |
| <b>2.</b> | <b>SUMATERA UTARA</b>                          |                         |                      |                           |                         |  |  |                                   |
|           | Kab. Labuhan Batu                              | 2.212                   | 8.186                | 75                        | 10.473                  | 40.159                                 | 4.906  | 5.237                             |
|           | Kab. Asahan                                    | 1.112                   | 14.840               | 88                        | 16.040                  | 65.616                                 | 4.422  | 8.020                             |
|           | Kab. Simalungun                                | 3.165                   | 8.211                | 45                        | 11.421                  | 41.382                                 | 5.040  | 5.711                             |
|           | Kab. Deli Serdang                              | 7.585                   | 56.930               | 48                        | 64.563                  | 284.493                                | 4.997  | 32.282                            |
|           | Kab. Langkat                                   | 6.195                   | 18.481               | 300                       | 24.976                  | 74.325                                 | 4.022  | 12.488                            |
|           | Kab. Serdang Bedagai                           | 3.825                   | 14.732               | 178                       | 18.735                  | 54.615                                 | 3.707  | 9.368                             |
|           | <b>PROPINSI/PROVINCE</b>                       | <b>24.094</b>           | <b>121.380</b>       | <b>734</b>                | <b>146.208</b>          | <b>560.591</b>                         | <b>4.618</b>                                     | <b>73.106</b>                     |
|           | <b>I N D O N E S I A</b>                       | <b>27.255</b>           | <b>148.932</b>       | <b>2.181</b>              | <b>178.368</b>          | <b>671.298</b>                         | <b>4.507</b>                                     | <b>89.187</b>                     |

**DIREKTORAT JENDERAL PERKEBUNAN**  
**Directorate General of Estate Crops**

Keterangan/Note :

1. Angka Tetap/Fixed
2. Wujud Produksi/Production : Minyak Sawit/Crude Palm Oil

**Tabel 30. Luas Areal dan Produksi Kelapa Sawit Perkebunan Besar Swasta Asing Menurut Provinsi dan Keadaan Tanaman Tahun 2015\*)**

**Tabel** *Area and Palm Oil Production of Foreign Private Estate by Province and Tree Crop Classification, 2015\*)*

| No.                                     | Provinsi/Province    | Luas Areal/Area (Ha) |                |                    |                  | Produksi<br>Production<br>(Ton) | Produktivitas/<br>Productivity<br>(Kg/Ha) | Jumlah<br>Tenaga<br>Kerja<br>(TK) |
|---|----------------------|----------------------|----------------|--------------------|------------------|---------------------------------|---|-----------------------------------|
|   |                      | TBM/<br>Immature     | TM/<br>Mature  | TTM/TR/<br>Damaged | Jumlah/<br>Total |                                 |   |                                   |
| 1.                                      | ACEH                 | 3.438                | 29.963         | 1.574              | 34.975           | 122.550                         | 4.090                                     | 17.488                            |
| 2.                                      | SUMATERA UTARA       | 25.514               | 122.632        | 750                | 148.896          | 570.750                         | 4.654                                     | 74.448                            |
| 3.                                      | SUMATERA BARAT       | -                    | -              | -                  | -                | -                               | -   | -                                 |
| 4.                                      | R I A U              | -                    | -              | -                  | -                | -                               | -   | -                                 |
| 5.                                      | KEPULAUAN RIAU       | -                    | -              | -                  | -                | -                               | -   | -                                 |
| 6.                                      | J A M B I            | -                    | -              | -                  | -                | -                               | -   | -                                 |
| 7.                                      | SUMATERA SELATAN     | -                    | -              | -                  | -                | -                               | -   | -                                 |
| 8.                                      | KEP. BANGKA BELITUNG | -                    | -              | -                  | -                | -                               | -   | -                                 |
| 9.                                      | BENGKULU             | -                    | -              | -                  | -                | -                               | -   | -                                 |
| 10.                                     | LAMPUNG              | -                    | -              | -                  | -                | -                               | -   | -                                 |
| <b>WILAYAH SUMATERA</b>                 |                      | <b>28.952</b>        | <b>152.595</b> | <b>2.324</b>       | <b>183.871</b>   | <b>693.300</b>                  | <b>3.592</b>                              | <b>91.936</b>                     |
| 11.                                     | DKI. JAKARTA         | -                    | -              | -                  | -                | -                               | -   | -                                 |
| 12.                                     | JAWA BARAT           | -                    | -              | -                  | -                | -                               | -   | -                                 |
| 13.                                     | BANTEN               | -                    | -              | -                  | -                | -                               | -   | -                                 |
| 14.                                     | JAWA TENGAH          | -                    | -              | -                  | -                | -                               | -   | -                                 |
| 15.                                     | D.I. YOGYAKARTA      | -                    | -              | -                  | -                | -                               | -   | -                                 |
| 16.                                     | JAWA TIMUR           | -                    | -              | -                  | -                | -                               | -   | -                                 |
| <b>WILAYAH JAWA</b>                     |                      | -                    | -              | -                  | -                | -                               | -   | -                                 |
| 17.                                     | B A L I              | -                    | -              | -                  | -                | -                               | -   | -                                 |
| 18.                                     | NUSA TENGGARA BARAT  | -                    | -              | -                  | -                | -                               | -   | -                                 |
| 19.                                     | NUSA TENGGARA TIMUR  | -                    | -              | -                  | -                | -                               | -   | -                                 |
| <b>WILAYAH NUSA TENGGARA &amp; BALI</b> |                      | -                    | -              | -                  | -                | -                               | -   | -                                 |
| 20.                                     | KALIMANTAN BARAT     | -                    | -              | -                  | -                | -                               | -   | -                                 |
| 21.                                     | KALIMANTAN TENGAH    | -                    | -              | -                  | -                | -                               | -   | -                                 |
| 22.                                     | KALIMANTAN SELATAN   | -                    | -              | -                  | -                | -                               | -   | -                                 |
| 23.                                     | KALIMANTAN TIMUR     | -                    | -              | -                  | -                | -                               | -   | -                                 |
| 24.                                     | KALIMANTAN UTARA     | -                    | -              | -                  | -                | -                               | -   | -                                 |
| <b>WILAYAH KALIMANTAN</b>               |                      | -                    | -              | -                  | -                | -                               | -   | -                                 |
| 25.                                     | SULAWESI UTARA       | -                    | -              | -                  | -                | -                               | -   | -                                 |
| 26.                                     | GORONTALO            | -                    | -              | -                  | -                | -                               | -   | -                                 |
| 27.                                     | SULAWESI TENGAH      | -                    | -              | -                  | -                | -                               | -   | -                                 |
| 28.                                     | SULAWESI SELATAN     | -                    | -              | -                  | -                | -                               | -   | -                                 |
| 29.                                     | SULAWESI BARAT       | -                    | -              | -                  | -                | -                               | -   | -                                 |
| 30.                                     | SULAWESI TENGGARA    | -                    | -              | -                  | -                | -                               | -   | -                                 |
| <b>WILAYAH SULAWESI</b>                 |                      | -                    | -              | -                  | -                | -                               | -   | -                                 |
| 31.                                     | M A L U K U          | -                    | -              | -                  | -                | -                               | -   | -                                 |
| 32.                                     | MALUKU UTARA         | -                    | -              | -                  | -                | -                               | -   | -                                 |
| 33.                                     | PAPUA                | -                    | -              | -                  | -                | -                               | -   | -                                 |
| 34.                                     | PAPUA BARAT          | -                    | -              | -                  | -                | -                               | -   | -                                 |
| <b>WILAYAH MALUKU &amp; PAPUA</b>       |                      | -                    | -              | -                  | -                | -                               | -   | -                                 |
| <b>I N D O N E S I A</b>                |                      | <b>28.952</b>        | <b>152.595</b> | <b>2.324</b>       | <b>183.871</b>   | <b>693.300</b>                  | <b>3.592</b>                              | <b>91.936</b>                     |

**DIREKTORAT JENDERAL PERKEBUNAN**  
*Directorate General of Estate Crops*

Keterangan/Note :

1. Angka Sementara/Preliminary\*)
2. Wujud Produksi/Production : Minyak Sawit/Crude Palm Oil

**Tabel 31. Luas Areal dan Produksi Kelapa Sawit Perkebunan Besar Swasta Asing Menurut Provinsi dan Keadaan Tanaman Tahun 2016\*\*)**

**Tabel Area and Palm Oil Production of Foreign Private Estate by Province and Tree Crop Classification, 2016\*\*)**

| No.                                     | Provinsi/Province    | Luas Areal/Area (Ha) |                |                |                | Produksi Production (Ton) | Produktivitas/Productivity (Kg/Ha) | Jumlah Tenaga Kerja (TK) |
|---|----------------------|----------------------|----------------|----------------|----------------|---------------------------|------------------------------------|--------------------------|
|   |                      | TBM/Immature         | TM/Mature      | TTM/TR/Damaged | Jumlah/Total   |                           |                                    |                          |
| 1.                                      | ACEH                 | 3.599                | 31.375         | 1.648          | 36.622         | 130.749                   | 4.167                              | 18.311                   |
| 2.                                      | SUMATERA UTARA       | 27.017               | 123.897        | 767            | 151.681        | 580.594                   | 4.686                              | 75.841                   |
| 3.                                      | SUMATERA BARAT       | -                    | -              | -              | -              | -                         | -                                  | -                        |
| 4.                                      | R I A U              | -                    | -              | -              | -              | -                         | -                                  | -                        |
| 5.                                      | KEPULAUAN RIAU       | -                    | -              | -              | -              | -                         | -                                  | -                        |
| 6.                                      | J A M B I            | -                    | -              | -              | -              | -                         | -                                  | -                        |
| 7.                                      | SUMATERA SELATAN     | -                    | -              | -              | -              | -                         | -                                  | -                        |
| 8.                                      | KEP. BANGKA BELITUNG | -                    | -              | -              | -              | -                         | -                                  | -                        |
| 9.                                      | BENGKULU             | -                    | -              | -              | -              | -                         | -                                  | -                        |
| 10.                                     | LAMPUNG              | -                    | -              | -              | -              | -                         | -                                  | -                        |
| <b>WILAYAH SUMATERA</b>                 |                      | <b>30.616</b>        | <b>155.272</b> | <b>2.415</b>   | <b>188.303</b> | <b>711.343</b>            | <b>4.581</b>                       | <b>94.152</b>            |
| 11.                                     | DKI. JAKARTA         | -                    | -              | -              | -              | -                         | -                                  | -                        |
| 12.                                     | JAWA BARAT           | -                    | -              | -              | -              | -                         | -                                  | -                        |
| 13.                                     | BANTEN               | -                    | -              | -              | -              | -                         | -                                  | -                        |
| 14.                                     | JAWA TENGAH          | -                    | -              | -              | -              | -                         | -                                  | -                        |
| 15.                                     | D.I. YOGYAKARTA      | -                    | -              | -              | -              | -                         | -                                  | -                        |
| 16.                                     | JAWA TIMUR           | -                    | -              | -              | -              | -                         | -                                  | -                        |
| <b>WILAYAH JAWA</b>                     |                      | -                    | -              | -              | -              | -                         | -                                  | -                        |
| 17.                                     | B A L I              | -                    | -              | -              | -              | -                         | -                                  | -                        |
| 18.                                     | NUSA TENGGARA BARAT  | -                    | -              | -              | -              | -                         | -                                  | -                        |
| 19.                                     | NUSA TENGGARA TIMUR  | -                    | -              | -              | -              | -                         | -                                  | -                        |
| <b>WILAYAH NUSA TENGGARA &amp; BALI</b> |                      | -                    | -              | -              | -              | -                         | -                                  | -                        |
| 20.                                     | KALIMANTAN BARAT     | -                    | -              | -              | -              | -                         | -                                  | -                        |
| 21.                                     | KALIMANTAN TENGAH    | -                    | -              | -              | -              | -                         | -                                  | -                        |
| 22.                                     | KALIMANTAN SELATAN   | -                    | -              | -              | -              | -                         | -                                  | -                        |
| 23.                                     | KALIMANTAN TIMUR     | -                    | -              | -              | -              | -                         | -                                  | -                        |
| 24.                                     | KALIMANTAN UTARA     | -                    | -              | -              | -              | -                         | -                                  | -                        |
| <b>WILAYAH KALIMANTAN</b>               |                      | -                    | -              | -              | -              | -                         | -                                  | -                        |
| 25.                                     | SULAWESI UTARA       | -                    | -              | -              | -              | -                         | -                                  | -                        |
| 26.                                     | GORONTALO            | -                    | -              | -              | -              | -                         | -                                  | -                        |
| 27.                                     | SULAWESI TENGAH      | -                    | -              | -              | -              | -                         | -                                  | -                        |
| 28.                                     | SULAWESI SELATAN     | -                    | -              | -              | -              | -                         | -                                  | -                        |
| 29.                                     | SULAWESI BARAT       | -                    | -              | -              | -              | -                         | -                                  | -                        |
| 30.                                     | SULAWESI TENGGARA    | -                    | -              | -              | -              | -                         | -                                  | -                        |
| <b>WILAYAH SULAWESI</b>                 |                      | -                    | -              | -              | -              | -                         | -                                  | -                        |
| 31.                                     | M A L U K U          | -                    | -              | -              | -              | -                         | -                                  | -                        |
| 32.                                     | MALUKU UTARA         | -                    | -              | -              | -              | -                         | -                                  | -                        |
| 33.                                     | PAPUA                | -                    | -              | -              | -              | -                         | -                                  | -                        |
| 34.                                     | PAPUA BARAT          | -                    | -              | -              | -              | -                         | -                                  | -                        |
| <b>WILAYAH MALUKU &amp; PAPUA</b>       |                      | -                    | -              | -              | -              | -                         | -                                  | -                        |
| <b>I N D O N E S I A</b>                |                      | <b>30.616</b>        | <b>155.272</b> | <b>2.415</b>   | <b>188.303</b> | <b>711.343</b>            | <b>4.581</b>                       | <b>94.152</b>            |

**DIREKTORAT JENDERAL PERKEBUNAN**  
**Directorate General of Estate Crops**

Keterangan/Note :

1. Angka Estimasi/Estimation\*\*)

2. Wujud Produksi/Production : Minyak Sawit/Crude Palm Oil

**Tabel 32. Luas Areal dan Produksi Kelapa Sawit Perkebunan Besar Swasta Nasional Dan Asing Menurut Provinsi dan Keadaan Tanaman Tahun 2014**

**Table Area and Palm Oil Of National Private Estate and Foreign Private Estate By Province and Tree Crop Classification, 2014**

| No.                                     | Provinsi/Province    | Luas Areal/Area (Ha) |                  |                    |                  | Produksi<br>Production<br>(Ton) | Produktivitas/<br>Productivity<br>(Kg/Ha) | Jumlah<br>Tenaga<br>Kerja<br>(TK) |
|---|----------------------|----------------------|------------------|--------------------|------------------|---------------------------------|---|-----------------------------------|
|   |                      | TBM/<br>Immature     | TM/<br>Mature    | TTM/TR/<br>Damaged | Jumlah/<br>Total |                                 |   |                                   |
| 1.                                      | ACEH                 | 31.572               | 131.641          | 5.563              | 168.776          | 504.326                         | 3.831                                     | 84.392                            |
| 2.                                      | SUMATERA UTARA       | 95.178               | 563.254          | 6.264              | 664.696          | 2.606.577                       | 4.628                                     | 332.352                           |
| 3.                                      | SUMATERA BARAT       | 16.731               | 146.453          | 11.523             | 174.707          | 435.792                         | 2.976                                     | 87.355                            |
| 4.                                      | R I A U              | 84.619               | 746.514          | 16.198             | 847.331          | 3.021.559                       | 4.048                                     | 423.668                           |
| 5.                                      | KEPULAUAN RIAU       | 660                  | 16.943           | 150                | 17.753           | 43.892                          | 2.591                                     | 8.877                             |
| 6.                                      | J A M B I            | 24.476               | 206.532          | 2.302              | 233.310          | 711.919                         | 3.447                                     | 116.657                           |
| 7.                                      | SUMATERA SELATAN     | 70.108               | 392.733          | 3.583              | 466.424          | 1.518.981                       | 3.868                                     | 233.215                           |
| 8.                                      | KEP. BANGKA BELITUNG | 26.655               | 117.941          | 106                | 144.702          | 416.005                         | 3.527                                     | 72.353                            |
| 9.                                      | BENGKULU             | 20.879               | 77.334           | 838                | 99.051           | 319.222                         | 4.128                                     | 49.526                            |
| 10.                                     | LAMPUNG              | 5.873                | 47.319           | 139                | 53.331           | 208.068                         | 4.397                                     | 26.667                            |
| <b>WILAYAH SUMATERA</b>                 |                      | <b>376.751</b>       | <b>2.446.664</b> | <b>46.666</b>      | <b>2.870.081</b> | <b>9.786.341</b>                | <b>4.000</b>                              | <b>1.435.062</b>                  |
| 11.                                     | DKI. JAKARTA         | -                    | -                | -                  | -                | -                               | -   | -                                 |
| 12.                                     | JAWA BARAT           | 1.399                | 1.740            | -                  | 3.139            | 4.943                           | 2.841                                     | 1.570                             |
| 13.                                     | BANTEN               | 2.038                | 475              | -                  | 2.513            | 1.030                           | 2.168                                     | 1.257                             |
| 14.                                     | JAWA TENGAH          | -                    | -                | -                  | -                | -                               | -   | -                                 |
| 15.                                     | D.I. YOGYAKARTA      | -                    | -                | -                  | -                | -                               | -   | -                                 |
| 16.                                     | JAWA TIMUR           | -                    | -                | -                  | -                | -                               | -   | -                                 |
| <b>WILAYAH JAWA</b>                     |                      | <b>3.437</b>         | <b>2.215</b>     | <b>-</b>           | <b>5.652</b>     | <b>5.973</b>                    | <b>2.697</b>                              | <b>2.827</b>                      |
| 17.                                     | B A L I              | -                    | -                | -                  | -                | -                               | -   | -                                 |
| 18.                                     | NUSA TENGGARA BARAT  | -                    | -                | -                  | -                | -                               | -   | -                                 |
| 19.                                     | NUSA TENGGARA TIMUR  | -                    | -                | -                  | -                | -                               | -   | -                                 |
| <b>WILAYAH NUSA TENGGARA &amp; BALI</b> |                      | <b>-</b>             | <b>-</b>         | <b>-</b>           | <b>-</b>         | <b>-</b>                        | <b>-</b>                                  | <b>-</b>                          |
| 20.                                     | KALIMANTAN BARAT     | 171.099              | 363.434          | 5.803              | 540.336          | 1.347.432                       | 3.708                                     | 270.171                           |
| 21.                                     | KALIMANTAN TENGAH    | 213.105              | 759.992          | 1.227              | 974.324          | 2.929.175                       | 3.854                                     | 487.166                           |
| 22.                                     | KALIMANTAN SELATAN   | 98.911               | 317.229          | 178                | 416.318          | 1.249.471                       | 3.939                                     | 208.163                           |
| 23.                                     | KALIMANTAN TIMUR     | 192.103              | 243.030          | 3.563              | 438.696          | 901.791                         | 3.711                                     | 219.349                           |
| 24.                                     | KALIMANTAN UTARA     | 63.205               | 61.798           | 3.467              | 128.470          | 210.324                         | 3.403                                     | 64.235                            |
| <b>WILAYAH KALIMANTAN</b>               |                      | <b>738.423</b>       | <b>1.745.483</b> | <b>14.238</b>      | <b>2.498.144</b> | <b>6.638.193</b>                | <b>3.803</b>                              | <b>1.249.084</b>                  |
| 25.                                     | SULAWESI UTARA       | -                    | -                | -                  | -                | -                               | -   | -                                 |
| 26.                                     | GORONTALO            | -                    | -                | -                  | -                | -                               | -   | -                                 |
| 27.                                     | SULAWESI TENGAH      | 37.442               | 39.577           | 74                 | 77.093           | 125.667                         | 3.175                                     | 38.548                            |
| 28.                                     | SULAWESI SELATAN     | 1                    | 2.504            | 13                 | 2.518            | 5.825                           | 2.326                                     | 1.259                             |
| 29.                                     | SULAWESI BARAT       | 15.710               | 29.761           | -                  | 45.471           | 125.948                         | 4.232                                     | 22.736                            |
| 30.                                     | SULAWESI TENGGARA    | 15.186               | 20.290           | -                  | 35.476           | 65.232                          | 3.215                                     | 17.738                            |
| <b>WILAYAH SULAWESI</b>                 |                      | <b>68.339</b>        | <b>92.132</b>    | <b>87</b>          | <b>160.558</b>   | <b>322.672</b>                  | <b>3.502</b>                              | <b>80.281</b>                     |
| 31.                                     | M A L U K U          | 9.197                | -                | -                  | 9.197            | -                               | -   | 4.599                             |
| 32.                                     | MALUKU UTARA         | -                    | -                | -                  | -                | -                               | -   | -                                 |
| 33.                                     | PAPUA                | 7.953                | 16.342           | 102                | 24.397           | 60.357                          | 3.693                                     | 12.199                            |
| 34.                                     | PAPUA BARAT          | 25.715               | 9.670            | -                  | 35.385           | 29.923                          | 3.094                                     | 17.694                            |
| <b>WILAYAH MALUKU &amp; PAPUA</b>       |                      | <b>42.865</b>        | <b>26.012</b>    | <b>102</b>         | <b>68.979</b>    | <b>90.280</b>                   | <b>3.471</b>                              | <b>34.492</b>                     |
| <b>I N D O N E S I A</b>                |                      | <b>1.229.815</b>     | <b>4.312.506</b> | <b>61.093</b>      | <b>5.603.414</b> | <b>16.843.459</b>               | <b>3.906</b>                              | <b>2.801.746</b>                  |

**DIREKTORAT JENDERAL PERKEBUNAN**  
**Directorate General of Estate Crops**

Keterangan/Note :

1. Angka Tetap/Fixed
2. Wujud Produksi/Production : Minyak Sawit/Crude Palm Oil

**Tabel 33. Luas Areal dan Produksi Kelapa Sawit Perkebunan Besar Swasta Nasional dan Asing Menurut Kabupaten dan Keadaan Tanaman Tahun 2014**  
**Table Area and Palm Oil Of National Private Estate and Foreign Private Estate By District and Tree Crop Classification, 2014**

| No.       | PROVINSI/KABUPATEN<br><i>Province/District</i> | Luas Areal/Area (Ha) |                |                    |                  | Produksi<br>Production<br>(Ton) | Produktivitas/<br>Productivity<br>(Kg/Ha) | Jumlah<br>Tenaga<br>Kerja<br>(TK) |
|-----------|--|----------------------|----------------|--------------------|------------------|---------------------------------|---|-----------------------------------|
|           |  | TBM/<br>Immature     | TM/<br>Mature  | TTM/TR/<br>Damaged | Jumlah/<br>Total |                                 |   |                                   |
| <b>1.</b> | <b>ACEH</b>                                    |                      |                |                    |                  |                                 |   |                                   |
|           | Kab. Aceh Selatan                              | 73                   | 110            | 7                  | 190              | 369                             | 3.355                                     | 95                                |
|           | Kab. Aceh Timur                                | 2.874                | 22.082         | 1.001              | 25.957           | 89.105                          | 4.035                                     | 12.979                            |
|           | Kab. Aceh Barat                                | 568                  | 8.001          | -                  | 8.569            | 33.425                          | 4.178                                     | 4.285                             |
|           | Kab. Pidie                                     | -                    | -              | -                  | -                | -                               | -   | -                                 |
|           | Kab. Pidie Jaya                                | -                    | 101            | -                  | 101              | 126                             | 1.248                                     | 51                                |
|           | Kab. Aceh Tengah                               | 39                   | 1              | 16                 | 56               | 2                               | 2.000                                     | 28                                |
|           | Kab. Aceh Utara                                | 3.106                | 1.713          | 1.132              | 5.951            | 6.314                           | 3.686                                     | 2.976                             |
|           | Kab. Aceh Singkil                              | 6.557                | 29.382         | 1.447              | 37.386           | 95.374                          | 3.246                                     | 18.694                            |
|           | Kab. Bireun                                    | 1.575                | 988            | 205                | 2.768            | 4.137                           | 4.187                                     | 1.384                             |
|           | Kab. Aceh Tamiang                              | 4.037                | 27.849         | 253                | 32.139           | 111.739                         | 4.012                                     | 16.070                            |
|           | Kab. Aceh Jaya                                 | 2.086                | 859            | -                  | 2.945            | 3.418                           | 3.979                                     | 1.473                             |
|           | Kab. Nagan Raya                                | 4.039                | 34.607         | 1.502              | 40.148           | 136.429                         | 3.942                                     | 20.074                            |
|           | Kab. Aceh Barat Daya                           | 2.140                | 2.438          | -                  | 4.578            | 11.417                          | 4.683                                     | 2.289                             |
|           | Kota Subulussalam                              | 4.478                | 3.510          | -                  | 7.988            | 12.471                          | 3.553                                     | 3.994                             |
|           | <b>PROPINSI/PROVINCE</b>                       | <b>31.572</b>        | <b>131.641</b> | <b>5.563</b>       | <b>168.776</b>   | <b>504.326</b>                  | <b>3.831</b>                              | <b>84.392</b>                     |
| <b>2.</b> | <b>SUMATERA UTARA</b>                          |                      |                |                    |                  |                                 |   |                                   |
|           | Kab. Deli Serdang                              | 4.185                | 28.673         | 249                | 33.107           | 134.357                         | 4.686                                     | 16.554                            |
|           | Kab. Langkat                                   | 5.565                | 56.355         | 439                | 62.359           | 272.942                         | 4.843                                     | 31.180                            |
|           | Kab. Simalungun                                | 3.702                | 14.590         | 138                | 18.430           | 67.134                          | 4.601                                     | 9.216                             |
|           | Kab. Tapanuli Selatan                          | 19.858               | 17.632         | 2.158              | 39.648           | 73.658                          | 4.178                                     | 19.824                            |
|           | Kab. Tapanuli Tengah                           | 3.945                | 20.232         | 59                 | 24.236           | 89.225                          | 4.410                                     | 12.118                            |
|           | Kab. Labuhan Batu                              | 28.445               | 301.076        | 1.908              | 331.429          | 1.423.293                       | 4.727                                     | 165.715                           |
|           | Kab. Asahan                                    | 13.533               | 65.506         | 906                | 79.945           | 285.361                         | 4.356                                     | 39.973                            |
|           | Kab. Karo                                      | 13                   | 1.073          | 12                 | 1.098            | 3.378                           | 3.148                                     | 549                               |
|           | Kab. Mandailing Natal                          | 8.999                | 20.683         | 81                 | 29.763           | 103.282                         | 4.994                                     | 14.882                            |
|           | Kab. Serdang Bedagai                           | 6.933                | 37.434         | 314                | 44.681           | 153.946                         | 4.112                                     | 22.341                            |
|           | <b>PROPINSI/PROVINCE</b>                       | <b>95.178</b>        | <b>563.254</b> | <b>6.264</b>       | <b>664.696</b>   | <b>2.606.577</b>                | <b>4.628</b>                              | <b>332.352</b>                    |
| <b>3.</b> | <b>SUMATERA BARAT</b>                          |                      |                |                    |                  |                                 |   |                                   |
|           | Kab. Agam                                      | 1.057                | 13.506         | 2.441              | 17.004           | 39.170                          | 2.900                                     | 8.502                             |
|           | Kab. Lima Puluh Kota                           | -                    | 1.080          | 1.166              | 2.246            | 3.080                           | 2.852                                     | 1.123                             |
|           | Kab. Pesisir Selatan                           | 8.165                | 16.759         | 2.715              | 27.639           | 47.691                          | 2.846                                     | 13.820                            |
|           | Kab. Sawahlunto/Sijunjung                      | 230                  | 4.082          | 245                | 4.557            | 11.757                          | 2.880                                     | 2.279                             |
|           | Kab. Solok Selatan                             | 3.013                | 22.982         | 888                | 26.883           | 67.576                          | 2.940                                     | 13.442                            |
|           | Kab. Pasaman Barat                             | 1.176                | 52.640         | 3.416              | 57.232           | 161.177                         | 3.062                                     | 28.616                            |
|           | Kab. Dharmas Raya                              | 3.090                | 35.404         | 652                | 39.146           | 105.341                         | 2.975                                     | 19.573                            |
|           | <b>PROPINSI/PROVINCE</b>                       | <b>16.731</b>        | <b>146.453</b> | <b>11.523</b>      | <b>174.707</b>   | <b>435.792</b>                  | <b>2.976</b>                              | <b>87.355</b>                     |

| No.       | PROVINSI/KABUPATEN<br><i>Province/District</i> | Luas Areal/Area (Ha) |                |                    |                  | Produksi<br>Production<br>(Ton) | Produktivitas/<br>Productivity<br>(Kg/Ha) | Jumlah<br>Tenaga<br>Kerja<br>(TK) |
|-----------|--|----------------------|----------------|--------------------|------------------|---------------------------------|---|-----------------------------------|
|           |  | TBM/<br>Immature     | TM/<br>Mature  | TTM/TR/<br>Damaged | Jumlah/<br>Total |                                 |   |                                   |
| <b>4.</b> | <b>RIAU</b>                                    |                      |                |                    |                  |                                 |   |                                   |
|           | Kab. Kampar                                    | 4.887                | 158.538        | 20                 | 163.445          | 568.495                         | 3.586                                     | 81.723                            |
|           | Kab. Rokan Hulu                                | 41.326               | 92.555         | -                  | 133.881          | 332.236                         | 3.590                                     | 66.941                            |
|           | Kab. Indragiri Hulu                            | 5.043                | 42.630         | -                  | 47.673           | 164.052                         | 3.848                                     | 23.837                            |
|           | Kab. Pelalawan                                 | 10.407               | 157.776        | -                  | 168.183          | 810.702                         | 5.138                                     | 84.092                            |
|           | Kab. Kuantan Sengingi                          | 1.155                | 48.775         | -                  | 49.930           | 192.061                         | 3.938                                     | 24.965                            |
|           | Kab. Bengkalis                                 | 6.397                | 24.095         | 241                | 30.733           | 93.661                          | 3.887                                     | 15.367                            |
|           | Kab. Rokan Hilir                               | 1.451                | 66.212         | 15.937             | 83.600           | 234.900                         | 3.548                                     | 41.800                            |
|           | Kab. Siak                                      | 220                  | 63.114         | -                  | 63.334           | 233.521                         | 3.700                                     | 31.667                            |
|           | Kab. Indragiri Hilir                           | 13.733               | 86.421         | -                  | 100.154          | 369.198                         | 4.272                                     | 50.077                            |
|           | Kota Pekanbaru                                 | -                    | 6.398          | -                  | 6.398            | 22.733                          | 3.553                                     | 3.199                             |
|           | <b>PROPINSI/PROVINCE</b>                       | <b>84.619</b>        | <b>746.514</b> | <b>16.198</b>      | <b>847.331</b>   | <b>3.021.559</b>                | <b>4.048</b>                              | <b>423.668</b>                    |
| <b>5.</b> | <b>KEPULAUAN RIAU</b>                          |                      |                |                    |                  |                                 |   |                                   |
|           | Kab. Bintan                                    | 660                  | 16.943         | 150                | 17.753           | 43.892                          | 2.591                                     | 8.877                             |
|           | Kab. Natuna                                    | -                    | -              | -                  | -                | -                               | -   | -                                 |
|           | Kab. Karimun                                   | -                    | -              | -                  | -                | -                               | -   | -                                 |
|           | <b>PROPINSI/PROVINCE</b>                       | <b>660</b>           | <b>16.943</b>  | <b>150</b>         | <b>17.753</b>    | <b>43.892</b>                   | <b>2.591</b>                              | <b>8.877</b>                      |
| <b>6.</b> | <b>JAMBI</b>                                   |                      |                |                    |                  |                                 |   |                                   |
|           | Kab. Batanghari                                | 2.958                | 45.499         | 1.260              | 49.717           | 148.120                         | 3.255                                     | 24.859                            |
|           | Kab. Muaro Jambi                               | 7.807                | 33.795         | 364                | 41.966           | 91.729                          | 2.714                                     | 20.983                            |
|           | Kab. Bungo                                     | 3.381                | 26.755         | 101                | 30.237           | 100.892                         | 3.771                                     | 15.119                            |
|           | Kab. Tebo                                      | 1.763                | 8.984          | 17                 | 10.764           | 36.938                          | 4.112                                     | 5.382                             |
|           | Kab. Merangin                                  | -                    | 9.992          | 11                 | 10.003           | 33.655                          | 3.368                                     | 5.002                             |
|           | Kab. Sarolangun                                | 3.363                | 39.162         | 217                | 42.742           | 142.379                         | 3.636                                     | 21.371                            |
|           | Kab. Tanjung Jabung Barat                      | 3.444                | 39.420         | 277                | 43.141           | 151.221                         | 3.836                                     | 21.571                            |
|           | Kab. Tanjung Jabung Timur                      | 1.760                | 2.925          | 55                 | 4.740            | 6.985                           | 2.388                                     | 2.370                             |
|           | <b>PROPINSI/PROVINCE</b>                       | <b>24.476</b>        | <b>206.532</b> | <b>2.302</b>       | <b>233.310</b>   | <b>711.919</b>                  | <b>3.447</b>                              | <b>116.657</b>                    |
| <b>7.</b> | <b>SUMATERA SELATAN</b>                        |                      |                |                    |                  |                                 |   |                                   |
|           | Kab. Lahat                                     | 2.830                | 32.115         | -                  | 34.945           | 126.145                         | 3.928                                     | 17.473                            |
|           | Kab. Empat Lawang                              | 100                  | -              | -                  | 100              | -                               | -   | 50                                |
|           | Kab. Musib Banyuasin                           | 23.510               | 119.386        | -                  | 142.896          | 452.517                         | 3.790                                     | 71.448                            |
|           | Kab. Banyuasin                                 | 9.227                | 47.695         | -                  | 56.922           | 171.227                         | 3.590                                     | 28.461                            |
|           | Kab. Musi Rawas                                | 5.322                | 69.481         | -                  | 74.803           | 277.291                         | 3.991                                     | 37.402                            |
|           | Kab. Ogan Komering Ulu                         | 4.318                | 17.753         | 1.156              | 23.227           | 76.563                          | 4.313                                     | 11.614                            |
|           | Kab. OKU Timur                                 | 3.221                | 12.376         | -                  | 15.597           | 55.710                          | 4.501                                     | 7.799                             |
|           | Kab. Ogan Komering Ilir                        | 16.864               | 61.088         | -                  | 77.952           | 222.938                         | 3.649                                     | 38.976                            |
|           | Kab. Ogan Ilir                                 | 222                  | 6.443          | -                  | 6.665            | 26.678                          | 4.141                                     | 3.333                             |
|           | Kab. Muara Enim                                | 4.494                | 26.396         | 2.427              | 33.317           | 109.912                         | 4.164                                     | 16.659                            |
|           | <b>PROPINSI/PROVINCE</b>                       | <b>70.108</b>        | <b>392.733</b> | <b>3.583</b>       | <b>466.424</b>   | <b>1.518.981</b>                | <b>3.868</b>                              | <b>233.215</b>                    |

| No.        | PROVINSI/KABUPATEN<br><i>Province/District</i> | Luas Areal/Area (Ha) |                |                    |                  | Produksi<br>Production<br>(Ton) | Produktivitas/<br>Productivity<br>(Kg/Ha) | Jumlah<br>Tenaga<br>Kerja<br>(TK) |
|------------|--|----------------------|----------------|--------------------|------------------|---------------------------------|---|-----------------------------------|
|            |  | TBM/<br>Immature     | TM/<br>Mature  | TTM/TR/<br>Damaged | Jumlah/<br>Total |                                 |   |                                   |
| <b>8.</b>  | <b>KEPULAUAN BANGKA</b>                        |                      |                |                    |                  |                                 |   |                                   |
|            | <b>BELITUNG</b>                                |                      |                |                    |                  |                                 |   |                                   |
|            | Kab. Bangka                                    | 8.263                | 20.728         | -                  | 28.991           | 75.394                          | 3.637                                     | 14.496                            |
|            | Kab. Bangka Tengah                             | 3.699                | 9.446          | -                  | 13.145           | 31.298                          | 3.313                                     | 6.573                             |
|            | Kab. Bangka Selatan                            | 3.559                | 431            | -                  | 3.990            | 1.416                           | 3.285                                     | 1.995                             |
|            | Kab. Bangka Barat                              | 73                   | 31.543         | -                  | 31.616           | 124.948                         | 3.961                                     | 15.808                            |
|            | Kab. Belitung                                  | 9.431                | 19.516         | 106                | 29.053           | 58.441                          | 2.995                                     | 14.527                            |
|            | Kab. Belitung Timur                            | 1.630                | 36.277         | -                  | 37.907           | 124.508                         | 3.432                                     | 18.954                            |
|            | Kota Pangkal Pinang                            | -                    | -              | -                  | -                | -                               | -   | -                                 |
|            | <b>PROPINSI/PROVINCE</b>                       | <b>26.655</b>        | <b>117.941</b> | <b>106</b>         | <b>144.702</b>   | <b>416.005</b>                  | <b>3.527</b>                              | <b>72.353</b>                     |
| <b>9.</b>  | <b>BENGKULU</b>                                |                      |                |                    |                  |                                 |   |                                   |
|            | Kab. Bengkulu Utara                            | 2.946                | 21.015         | -                  | 23.961           | 90.812                          | 4.321                                     | 11.981                            |
|            | Kab. Mukomuko                                  | 9.556                | 36.206         | 838                | 46.600           | 154.085                         | 4.256                                     | 23.300                            |
|            | Kab. Seluma                                    | 1.564                | 7.386          | -                  | 8.950            | 30.558                          | 4.137                                     | 4.475                             |
|            | Kab. Bengkulu Tengah                           | 1.895                | 12.321         | -                  | 14.216           | 42.478                          | 3.448                                     | 7.108                             |
|            | Kab. Kaur                                      | 4.918                | 406            | -                  | 5.324            | 1.289                           | 3.175                                     | 2.662                             |
|            | <b>PROPINSI/PROVINCE</b>                       | <b>20.879</b>        | <b>77.334</b>  | <b>838</b>         | <b>99.051</b>    | <b>319.222</b>                  | <b>4.128</b>                              | <b>49.526</b>                     |
| <b>10.</b> | <b>LAMPUNG</b>                                 |                      |                |                    |                  |                                 |   |                                   |
|            | Kab. Lampung Tengah                            | -                    | 12.333         | -                  | 12.333           | 48.176                          | 3.906                                     | 6.167                             |
|            | Kab. Lampung Utara                             | 1.297                | 5.142          | -                  | 6.439            | 22.336                          | 4.344                                     | 3.220                             |
|            | Kab. Way Kanan                                 | 1.235                | 15.407         | -                  | 16.642           | 72.941                          | 4.734                                     | 8.321                             |
|            | Kab. Lampung Barat                             | 205                  | 2.855          | -                  | 3.060            | 16.127                          | 5.649                                     | 1.530                             |
|            | Kab. Tulang Bawang                             | 942                  | 1.321          | -                  | 2.263            | 6.061                           | 4.588                                     | 1.132                             |
|            | Kab. Tanggamus                                 | 1.894                | 359            | 139                | 2.392            | -                               | -   | 1.196                             |
|            | Kab. Pringsewu                                 | 300                  | 9.902          | -                  | 10.202           | 42.427                          | 4.285                                     | 5.101                             |
|            | <b>PROPINSI/PROVINCE</b>                       | <b>5.873</b>         | <b>47.319</b>  | <b>139</b>         | <b>53.331</b>    | <b>208.068</b>                  | <b>4.397</b>                              | <b>26.667</b>                     |
| <b>11.</b> | <b>JAWA BARAT</b>                              |                      |                |                    |                  |                                 |   |                                   |
|            | Kab. Sukabumi                                  | 898                  | -              | -                  | 898              | -                               | -   | 449                               |
|            | Kab. Garut                                     | 501                  | 1.740          | -                  | 2.241            | 4.943                           | 2.841                                     | 1.121                             |
|            | <b>PROPINSI/PROVINCE</b>                       | <b>1.399</b>         | <b>1.740</b>   | <b>-</b>           | <b>3.139</b>     | <b>4.943</b>                    | <b>2.841</b>                              | <b>1.570</b>                      |
| <b>12.</b> | <b>BANTEN</b>                                  |                      |                |                    |                  |                                 |   |                                   |
|            | Kab. Pandeglang                                | 2.038                | 475            | -                  | 2.513            | 1.030                           | 2.168                                     | 1.257                             |
|            | Kab. Lebak                                     | -                    | -              | -                  | -                | -                               | -   | -                                 |
|            | <b>PROPINSI/PROVINCE</b>                       | <b>2.038</b>         | <b>475</b>     | <b>-</b>           | <b>2.513</b>     | <b>1.030</b>                    | <b>2.168</b>                              | <b>1.257</b>                      |

| No.        | PROVINSI/KABUPATEN<br><i>Province/District</i> | Luas Areal/Area (Ha) |                |                    |                  | Produksi<br>Production<br>(Ton) | Produktivitas/<br>Productivity<br>(Kg/Ha) | Jumlah<br>Tenaga<br>Kerja<br>(TK) |
|------------|--|----------------------|----------------|--------------------|------------------|---------------------------------|---|-----------------------------------|
|            |  | TBM/<br>Immature     | TM/<br>Mature  | TTM/TR/<br>Damaged | Jumlah/<br>Total |                                 |   |                                   |
| <b>13.</b> | <b>KALIMANTAN BARAT</b>                        |                      |                |                    |                  |                                 |   |                                   |
|            | Kab. Pontianak                                 | 1.511                | 3.069          | -                  | 4.580            | 1.330                           | 433                                       | 2.290                             |
|            | Kab. Landak                                    | 10.282               | 25.236         | -                  | 35.518           | 98.645                          | 3.909                                     | 17.759                            |
|            | Kab. Sambas                                    | 6.430                | 37.725         | 1.982              | 46.137           | 133.668                         | 3.543                                     | 23.069                            |
|            | Kab. Bengkayang                                | 17.774               | 19.007         | -                  | 36.781           | 75.732                          | 3.984                                     | 18.391                            |
|            | Kota Singkawang                                | -                    | -              | -                  | -                | -                               | -   | -                                 |
|            | Kab. Sanggau                                   | 8.793                | 43.356         | 871                | 53.020           | 183.459                         | 4.231                                     | 26.510                            |
|            | Kab. Sekadau                                   | 3.398                | 35.675         | 20                 | 39.093           | 124.232                         | 3.482                                     | 19.547                            |
|            | Kab. Sintang                                   | 14.002               | 33.964         | 97                 | 48.063           | 128.792                         | 3.792                                     | 24.032                            |
|            | Kab. Melawi                                    | 2.130                | 12.613         | -                  | 14.743           | 47.030                          | 3.729                                     | 7.372                             |
|            | Kab. Kapuas Hulu                               | 9.449                | 19.209         | -                  | 28.658           | 50.048                          | 2.605                                     | 14.329                            |
|            | Kab. Ketapang                                  | 68.000               | 109.200        | 2.482              | 179.682          | 410.099                         | 3.755                                     | 89.841                            |
|            | Kab. Kayong Utara                              | 7.812                | 13.629         | 351                | 21.792           | 49.501                          | 3.632                                     | 10.896                            |
|            | Kab. Kubu Raya                                 | 21.518               | 10.751         | -                  | 32.269           | 44.896                          | 4.176                                     | 16.135                            |
|            | <b>PROPINSI/PROVINCE</b>                       | <b>171.099</b>       | <b>363.434</b> | <b>5.803</b>       | <b>540.336</b>   | <b>1.347.432</b>                | <b>3.708</b>                              | <b>270.171</b>                    |
| <b>14.</b> | <b>KALIMANTAN TENGAH</b>                       |                      |                |                    |                  |                                 |   |                                   |
|            | Kab. Pulang Pisau                              | 8.309                | -              | -                  | 8.309            | -                               | -   | 4.155                             |
|            | Kab. Kota Waringin Barat                       | 17.105               | 167.335        | 113                | 184.553          | 669.253                         | 3.999                                     | 92.277                            |
|            | Kab. Sukamara                                  | 7.963                | 49.662         | 27                 | 57.652           | 147.446                         | 2.969                                     | 28.826                            |
|            | Kab. Lamandau                                  | 10.270               | 17.175         | -                  | 27.445           | 60.324                          | 3.512                                     | 13.723                            |
|            | Kab. Kota Waringin Timur                       | 80.800               | 225.390        | 539                | 306.729          | 873.931                         | 3.877                                     | 153.365                           |
|            | Kab. Seruyan                                   | 49.505               | 238.601        | 395                | 288.501          | 886.022                         | 3.713                                     | 144.251                           |
|            | Kab. Katingan                                  | 18.680               | 32.836         | 53                 | 51.569           | 135.239                         | 4.119                                     | 25.785                            |
|            | Kab. Barito Timur                              | 2.190                | 1.045          | -                  | 3.235            | 3.032                           | 2.901                                     | 1.618                             |
|            | Kab. Barito Selatan                            | 209                  | 710            | -                  | 919              | 2.489                           | 3.506                                     | 460                               |
|            | Kab. Kapuas                                    | 8.606                | -              | -                  | 8.606            | 59.429                          | -   | 4.303                             |
|            | Kab. Gunung Mas                                | 5.126                | 1.892          | -                  | 7.018            | 7.601                           | 4.017                                     | 3.509                             |
|            | Kab. Barito Utara                              | 4.342                | 25.346         | 100                | 29.788           | 84.409                          | 3.330                                     | 14.894                            |
|            | <b>PROPINSI/PROVINCE</b>                       | <b>213.105</b>       | <b>759.992</b> | <b>1.227</b>       | <b>974.324</b>   | <b>2.929.175</b>                | <b>3.854</b>                              | <b>487.166</b>                    |
| <b>15.</b> | <b>KALIMANTAN SELATAN</b>                      |                      |                |                    |                  |                                 |   |                                   |
|            | Kab. Tabalong                                  | -                    | 8.119          | -                  | 8.119            | 28.852                          | 3.554                                     | 4.060                             |
|            | Kab. Tanah Laut                                | 8.097                | 68.406         | -                  | 76.503           | 214.690                         | 3.138                                     | 38.252                            |
|            | Kab. Kotabaru                                  | 4.912                | 158.695        | -                  | 163.607          | 721.005                         | 4.543                                     | 81.804                            |
|            | Kab. Tanah Bumbu                               | 5.864                | 40.472         | 178                | 46.514           | 182.708                         | 4.514                                     | 23.257                            |
|            | Kab. Banjar                                    | 16.153               | 3.602          | -                  | 19.755           | 5.024                           | 1.395                                     | 9.878                             |
|            | Kab. Balangan                                  | -                    | 2.249          | -                  | 2.249            | 9.420                           | 4.189                                     | 1.125                             |
|            | Kab. Hulu Sungai Utara                         | 7.136                | 2.273          | -                  | 9.409            | 2.460                           | 1.082                                     | 4.705                             |
|            | Kab. Hulu Sungai Selatan                       | 7.972                | 5.430          | -                  | 13.402           | 19.244                          | 3.544                                     | 6.701                             |
|            | Kab. Barito Kuala                              | 17.798               | 5.039          | -                  | 22.837           | 10.998                          | 2.183                                     | 11.419                            |
|            | Kab. Tapin                                     | 30.979               | 22.944         | -                  | 53.923           | 55.070                          | 2.400                                     | 26.962                            |
|            | <b>PROPINSI/PROVINCE</b>                       | <b>98.911</b>        | <b>317.229</b> | <b>178</b>         | <b>416.318</b>   | <b>1.249.471</b>                | <b>3.939</b>                              | <b>208.163</b>                    |

| No.        | PROVINSI/KABUPATEN<br><i>Province/District</i> | Luas Areal/Area (Ha) |                |                    |                  | Produksi<br>Production<br>(Ton) | Produktivitas/<br>Productivity<br>(Kg/Ha) | Jumlah<br>Tenaga<br>Kerja<br>(TK) |
|------------|--|----------------------|----------------|--------------------|------------------|---------------------------------|---|-----------------------------------|
|            |  | TBM/<br>Immature     | TM/<br>Mature  | TTM/TR/<br>Damaged | Jumlah/<br>Total |                                 |   |                                   |
| <b>16.</b> | <b>KALIMANTAN TIMUR</b>                        |                      |                |                    |                  |                                 |   |                                   |
|            | Kab. Pasir                                     | 11.538               | 20.089         | -                  | 31.627           | 63.874                          | 3.180                                     | 15.814                            |
|            | Kab. Kutai Timur                               | 74.348               | 112.552        | -                  | 186.900          | 403.119                         | 3.582                                     | 93.450                            |
|            | Kab. Kutai Kertanegara                         | 66.389               | 49.593         | 3.563              | 119.545          | 208.628                         | 4.207                                     | 59.773                            |
|            | Kab. Kutai Barat                               | 5.117                | 11.145         | -                  | 16.262           | 37.902                          | 3.401                                     | 8.131                             |
|            | Kab. Berau                                     | 27.309               | 16.967         | -                  | 44.276           | 63.080                          | 3.718                                     | 22.138                            |
|            | Kab. Penajam (PU)                              | 7.382                | 32.684         | -                  | 40.066           | 125.188                         | 3.830                                     | 20.033                            |
|            | Kab. Bulungan                                  | -                    | -              | -                  | -                | -                               | -   | -                                 |
|            | Kab. Nunukan                                   | -                    | -              | -                  | -                | -                               | -   | -                                 |
|            | Kab. Tanah Tidung                              | -                    | -              | -                  | -                | -                               | -   | -                                 |
|            | Kab. Bontang                                   | 20                   | -              | -                  | 20               | -                               | -   | 10                                |
|            | <b>PROPINSI/PROVINCE</b>                       | <b>192.103</b>       | <b>243.030</b> | <b>3.563</b>       | <b>438.696</b>   | <b>901.791</b>                  | <b>3.711</b>                              | <b>219.349</b>                    |
| <b>17.</b> | <b>KALIMANTAN UTARA</b>                        |                      |                |                    |                  |                                 |   |                                   |
|            | Kab. Malinau                                   | -                    | -              | -                  | -                | -                               | -   | -                                 |
|            | Kab. Bulungan                                  | 20.011               | 6.550          | 367                | 26.928           | 23.170                          | 3.537                                     | 13.464                            |
|            | Kab. Nunukan                                   | 39.834               | 55.248         | 3.100              | 98.182           | 187.154                         | 3.388                                     | 49.091                            |
|            | Kab. Tanah Tidung                              | 3.360                | -              | -                  | 3.360            | -                               | -   | 1.680                             |
|            | Kab. Tarakan                                   | -                    | -              | -                  | -                | -                               | -   | -                                 |
|            | <b>PROPINSI/PROVINCE</b>                       | <b>63.205</b>        | <b>61.798</b>  | <b>3.467</b>       | <b>128.470</b>   | <b>210.324</b>                  | <b>3.403</b>                              | <b>64.235</b>                     |
| <b>18.</b> | <b>SULAWESI TENGAH</b>                         |                      |                |                    |                  |                                 |   |                                   |
|            | Kab. Donggala                                  | 2.294                | 6.103          | -                  | 8.397            | 31.580                          | 5.175                                     | 4.199                             |
|            | Kab. Morowali                                  | 5.656                | 5.295          | 28                 | 10.979           | 9.996                           | 1.888                                     | 5.490                             |
|            | Kab. Morowali Utara                            | 11.312               | 10.592         | 39                 | 21.943           | 20.256                          | 1.912                                     | 10.972                            |
|            | Kab. Banggai                                   | 11.047               | 3.428          | 7                  | 14.482           | 14.126                          | 4.121                                     | 7.241                             |
|            | Kab. Buol                                      | 6.673                | 14.159         | -                  | 20.832           | 49.709                          | 3.511                                     | 10.416                            |
|            | Kab. Toli-toli                                 | 460                  | -              | -                  | 460              | -                               | -   | 230                               |
|            | <b>PROPINSI/PROVINCE</b>                       | <b>37.442</b>        | <b>39.577</b>  | <b>74</b>          | <b>77.093</b>    | <b>125.667</b>                  | <b>3.175</b>                              | <b>38.548</b>                     |
| <b>19.</b> | <b>SULAWESI SELATAN</b>                        |                      |                |                    |                  |                                 |   |                                   |
|            | Kab. Luwu                                      | -                    | -              | -                  | -                | -                               | -   | -                                 |
|            | Kab. Wajo                                      | -                    | -              | -                  | -                | -                               | -   | -                                 |
|            | Kab. Luwu Utara                                | 1                    | 2.504          | 13                 | 2.518            | 5.825                           | 2.326                                     | 1.259                             |
|            | <b>PROPINSI/PROVINCE</b>                       | <b>1</b>             | <b>2.504</b>   | <b>13</b>          | <b>2.518</b>     | <b>5.825</b>                    | <b>2.326</b>                              | <b>1.259</b>                      |

| No.        | PROVINSI/KABUPATEN<br><i>Province/District</i> | Luas Areal/Area (Ha)    |                      |                           |                         | Produksi<br><i>Production</i><br>(Ton) | Produktivitas/<br><i>Productivity</i><br>(Kg/Ha) | Jumlah<br>Tenaga<br>Kerja<br>(TK) |
|------------|--|-------------------------|----------------------|---------------------------|-------------------------|--|--|-----------------------------------|
|            |  | TBM/<br><i>Immature</i> | TM/<br><i>Mature</i> | TTM/TR/<br><i>Damaged</i> | Jumlah/<br><i>Total</i> |  |  |                                   |
| <b>20.</b> | <b>SULAWESI BARAT</b>                          |                         |                      |                           |                         |  |  |                                   |
|            | Kab. Polewali Mandar                           | -                       | -                    | -                         | -                       | -                                      | -  | -                                 |
|            | Kab. Mamasa                                    | -                       | -                    | -                         | -                       | -                                      | -  | -                                 |
|            | Kab. Majene                                    | -                       | -                    | -                         | -                       | -                                      | -  | -                                 |
|            | Kab. Mamuju                                    | 931                     | 5.416                | -                         | 6.347                   | 21.377                                 | 3.947  | 3.174                             |
|            | Kab. Mamuju Tengah                             | 6.846                   | 2.138                | -                         | 8.984                   | 8.829                                  | 4.130  | 4.492                             |
|            | Kab. Mamuju Utara                              | 7.933                   | 22.207               | -                         | 30.140                  | 95.742                                 | 4.311  | 15.070                            |
|            | <b>PROPINSI/PROVINCE</b>                       | <b>15.710</b>           | <b>29.761</b>        | <b>-</b>                  | <b>45.471</b>           | <b>125.948</b>                         | <b>4.232</b>                                     | <b>22.736</b>                     |
| <b>21.</b> | <b>SULAWESI TENGGARA</b>                       |                         |                      |                           |                         |  |  |                                   |
|            | Kab. Kolaka                                    | -                       | -                    | -                         | -                       | -                                      | -  | -                                 |
|            | Kab. Konawe Utara                              | 15.186                  | 20.290               | -                         | 35.476                  | 65.232                                 | 3.215  | 17.738                            |
|            | <b>PROPINSI/PROVINCE</b>                       | <b>15.186</b>           | <b>20.290</b>        | <b>-</b>                  | <b>35.476</b>           | <b>65.232</b>                          | <b>3.215</b>                                     | <b>17.738</b>                     |
| <b>22.</b> | <b>MALUKU</b>                                  |                         |                      |                           |                         |  |  |                                   |
|            | Kab. Maluku Tengah                             | 9.197                   | -                    | -                         | 9.197                   | -                                      | -  | 4.599                             |
|            | <b>PROPINSI/PROVINCE</b>                       | <b>9.197</b>            | <b>-</b>             | <b>-</b>                  | <b>9.197</b>            | <b>-</b>                               | <b>-</b>   | <b>4.599</b>                      |
| <b>23.</b> | <b>P A P U A</b>                               |                         |                      |                           |                         |  |  |                                   |
|            | Kab. Jayapura                                  | -                       | -                    | -                         | -                       | -                                      | -  | -                                 |
|            | Kab. Merauke                                   | 6.270                   | 11.990               | 102                       | 18.362                  | 47.232                                 | 3.939  | 9.181                             |
|            | Kab. Boven Digoel                              | -                       | -                    | -                         | -                       | -                                      | -  | -                                 |
|            | Kab. Keerom                                    | 1.683                   | 4.352                | -                         | 6.035                   | 13.125                                 | 3.016  | 3.018                             |
|            | Kab. Mimika                                    | -                       | -                    | -                         | -                       | -                                      | -  | -                                 |
|            | <b>PROPINSI/PROVINCE</b>                       | <b>7.953</b>            | <b>16.342</b>        | <b>102</b>                | <b>24.397</b>           | <b>60.357</b>                          | <b>3.693</b>                                     | <b>12.199</b>                     |
| <b>24.</b> | <b>PAPUA BARAT</b>                             |                         |                      |                           |                         |  |  |                                   |
|            | Kab. Sorong                                    | 987                     | -                    | -                         | 987                     | -                                      | -  | 494                               |
|            | Kab. Manokwari                                 | 803                     | -                    | -                         | 803                     | -                                      | -  | 402                               |
|            | Kab. Teluk Bintuni                             | 23.925                  | 9.670                | -                         | 33.595                  | 29.923                                 | 3.094  | 16.798                            |
|            | <b>PROPINSI/PROVINCE</b>                       | <b>25.715</b>           | <b>9.670</b>         | <b>-</b>                  | <b>35.385</b>           | <b>29.923</b>                          | <b>3.094</b>                                     | <b>17.694</b>                     |
|            | <b>TOTAL INDONESIA</b>                         | <b>1.229.815</b>        | <b>4.312.506</b>     | <b>61.093</b>             | <b>5.603.414</b>        | <b>16.843.459</b>                      | <b>3.906</b>                                     | <b>2.801.746</b>                  |

**DIREKTORAT JENDERAL PERKEBUNAN**  
*Directorate General of Estate Crops*

Keterangan/Note :

1. Angka Tetap/*Fixed*
2. Wujud Produksi/*Production* : Minyak Sawit/*Crude Palm Oil*

**Tabel 34. Luas Areal Dan Produksi Kelapa Sawit Perkebunan Besar Swasta Nasional dan Asing Menurut Provinsi dan Keadaan Tanaman Tahun 2015\*)**  
**Table Area and Palm Oil Of National Private Estate and Foreign Private Estate By Province and Tree Crop Classification, 2015\*)**

| No.                                     | Provinsi/Province    | Luas Areal/Area (Ha) |                  |                    |                  | Produksi<br>Production<br>(Ton) | Produktivitas/<br>Productivity<br>(Kg/Ha) | Jumlah<br>Tenaga<br>Kerja<br>(TK) |
|---|----------------------|----------------------|------------------|--------------------|------------------|---------------------------------|---|-----------------------------------|
|   |                      | TBM/<br>Immature     | TM/<br>Mature    | TTM/TR/<br>Damaged | Jumlah/<br>Total |                                 |   |                                   |
| 1.                                      | ACEH                 | 33.767               | 141.078          | 5.968              | 180.813          | 551.786                         | 3.911                                     | 90.407                            |
| 2.                                      | SUMATERA UTARA       | 101.396              | 594.333          | 6.653              | 702.382          | 2.801.868                       | 4.714                                     | 351.191                           |
| 3.                                      | SUMATERA BARAT       | 17.860               | 156.339          | 12.301             | 186.500          | 475.225                         | 3.040                                     | 93.250                            |
| 4.                                      | R I A U              | 90.331               | 796.904          | 17.291             | 904.526          | 3.294.966                       | 4.135                                     | 452.263                           |
| 5.                                      | KEPULAUAN RIAU       | 705                  | 18.087           | 160                | 18.952           | 47.864                          | 2.646                                     | 9.476                             |
| 6.                                      | J A M B I            | 26.128               | 220.473          | 2.457              | 249.058          | 776.337                         | 3.521                                     | 124.529                           |
| 7.                                      | SUMATERA SELATAN     | 74.840               | 419.243          | 3.825              | 497.908          | 1.656.426                       | 3.951                                     | 248.954                           |
| 8.                                      | KEP. BANGKA BELITUNG | 28.454               | 125.902          | 113                | 154.469          | 453.647                         | 3.603                                     | 77.235                            |
| 9.                                      | BENGKULU             | 22.288               | 82.554           | 895                | 105.737          | 348.107                         | 4.217                                     | 52.869                            |
| 10.                                     | LAMPUNG              | 6.269                | 50.513           | 148                | 56.930           | 226.895                         | 4.492                                     | 28.465                            |
| <b>WILAYAH SUMATERA</b>                 |                      | <b>402.038</b>       | <b>2.605.426</b> | <b>49.811</b>      | <b>3.057.275</b> | <b>10.633.121</b>               | <b>4.081</b>                              | <b>1.528.639</b>                  |
| 11.                                     | DKI. JAKARTA         | -                    | -                | -                  | -                | -                               | -   | -                                 |
| 12.                                     | JAWA BARAT           | 1.493                | 1.857            | -                  | 3.350            | 5.390                           | 2.903                                     | 1.675                             |
| 13.                                     | BANTEN               | 2.176                | 507              | -                  | 2.683            | 1.123                           | 2.215                                     | 1.342                             |
| 14.                                     | JAWA TENGAH          | -                    | -                | -                  | -                | -                               | -   | -                                 |
| 15.                                     | D.I. YOGYAKARTA      | -                    | -                | -                  | -                | -                               | -   | -                                 |
| 16.                                     | JAWA TIMUR           | -                    | -                | -                  | -                | -                               | -   | -                                 |
| <b>WILAYAH JAWA</b>                     |                      | <b>3.669</b>         | <b>2.364</b>     | <b>-</b>           | <b>6.033</b>     | <b>6.513</b>                    | <b>2.755</b>                              | <b>3.017</b>                      |
| 17.                                     | B A L I              | -                    | -                | -                  | -                | -                               | -   | -                                 |
| 18.                                     | NUSA TENGGARA BARAT  | -                    | -                | -                  | -                | -                               | -   | -                                 |
| 19.                                     | NUSA TENGGARA TIMUR  | -                    | -                | -                  | -                | -                               | -   | -                                 |
| <b>WILAYAH NUSA TENGGARA &amp; BALI</b> |                      | <b>-</b>             | <b>-</b>         | <b>-</b>           | <b>-</b>         | <b>-</b>                        | <b>-</b>                                  | <b>-</b>                          |
| 20.                                     | KALIMANTAN BARAT     | 184.481              | 384.690          | 7.638              | 576.809          | 1.469.355                       | 3.820                                     | 288.405                           |
| 21.                                     | KALIMANTAN TENGAH    | 227.490              | 811.292          | 1.310              | 1.040.092        | 3.194.222                       | 3.937                                     | 520.046                           |
| 22.                                     | KALIMANTAN SELATAN   | 105.587              | 338.642          | 190                | 444.419          | 1.362.530                       | 4.024                                     | 222.210                           |
| 23.                                     | KALIMANTAN TIMUR     | 205.070              | 259.435          | 3.804              | 468.309          | 983.390                         | 3.791                                     | 234.155                           |
| 24.                                     | KALIMANTAN UTARA     | 67.471               | 65.969           | 3.701              | 137.141          | 229.355                         | 3.477                                     | 68.571                            |
| <b>WILAYAH KALIMANTAN</b>               |                      | <b>790.099</b>       | <b>1.860.028</b> | <b>16.643</b>      | <b>2.666.770</b> | <b>7.238.852</b>                | <b>3.892</b>                              | <b>1.333.387</b>                  |
| 25.                                     | SULAWESI UTARA       | -                    | -                | -                  | -                | -                               | -   | -                                 |
| 26.                                     | GORONTALO            | -                    | -                | -                  | -                | -                               | -   | -                                 |
| 27.                                     | SULAWESI TENGAH      | 39.969               | 42.248           | 79                 | 82.296           | 137.038                         | 3.244                                     | 41.148                            |
| 28.                                     | SULAWESI SELATAN     | 1                    | 2.673            | 14                 | 2.688            | 6.352                           | 2.376                                     | 1.344                             |
| 29.                                     | SULAWESI BARAT       | 16.770               | 31.770           | -                  | 48.540           | 137.344                         | 4.323                                     | 24.270                            |
| 30.                                     | SULAWESI TENGGARA    | 16.211               | 21.660           | -                  | 37.871           | 71.135                          | 3.284                                     | 18.936                            |
| <b>WILAYAH SULAWESI</b>                 |                      | <b>72.951</b>        | <b>98.351</b>    | <b>93</b>          | <b>171.395</b>   | <b>351.869</b>                  | <b>3.578</b>                              | <b>85.698</b>                     |
| 31.                                     | M A L U K U          | 9.818                | -                | -                  | 9.818            | -                               | -   | 4.909                             |
| 32.                                     | MALUKU UTARA         | -                    | -                | -                  | -                | -                               | -   | -                                 |
| 33.                                     | PAPUA                | 8.490                | 17.445           | 109                | 26.044           | 65.818                          | 3.773                                     | 13.022                            |
| 34.                                     | PAPUA BARAT          | 27.451               | 10.323           | -                  | 37.774           | 32.631                          | 3.161                                     | 18.887                            |
| <b>WILAYAH MALUKU &amp; PAPUA</b>       |                      | <b>45.759</b>        | <b>27.768</b>    | <b>109</b>         | <b>73.636</b>    | <b>98.449</b>                   | <b>3.545</b>                              | <b>36.818</b>                     |
| <b>I N D O N E S I A</b>                |                      | <b>1.314.516</b>     | <b>4.593.937</b> | <b>66.656</b>      | <b>5.975.109</b> | <b>18.328.804</b>               | <b>3.990</b>                              | <b>2.987.559</b>                  |

**DIREKTORAT JENDERAL PERKEBUNAN**  
**Directorate General of Estate Crops**

Keterangan/Note :

1. Angka Sementara/Preliminary\*)
2. Wujud Produksi/Production : Minyak Sawit/Crude Palm Oil

**Tabel 35. Luas Areal dan Produksi Kelapa Sawit Perkebunan Besar Swasta Nasional dan Asing Menurut Provinsi dan Keadaan Tanaman Tahun 2016\*\*)**  
**Table Area and Palm Oil Of National Private Estate and Foreign Private Estate By Province and Tree Crop Classification, 2016\*\*)**

| No.                                     | Provinsi/Province    | Luas Areal/Area (Ha) |                  |                    |                  | Produksi<br>Production<br>(Ton) | Produktivitas/<br>Productivity<br>(Kg/Ha) | Jumlah<br>Tenaga<br>Kerja<br>(TK) |
|---|----------------------|----------------------|------------------|--------------------|------------------|---------------------------------|---|-----------------------------------|
|   |                      | TBM/<br>Immature     | TM/<br>Mature    | TTM/TR/<br>Damaged | Jumlah/<br>Total |                                 |   |                                   |
| 1.                                      | ACEH                 | 34.838               | 145.823          | 6.174              | 186.835          | 578.584                         | 3.968                                     | 93.418                            |
| 2.                                      | SUMATERA UTARA       | 105.175              | 609.749          | 6.847              | 721.771          | 3.002.343                       | 4.924                                     | 360.886                           |
| 3.                                      | SUMATERA BARAT       | 18.396               | 161.029          | 12.670             | 192.095          | 517.959                         | 3.217                                     | 96.048                            |
| 4.                                      | R I A U              | 93.041               | 820.811          | 17.810             | 931.662          | 3.591.262                       | 4.375                                     | 465.831                           |
| 5.                                      | KEPULAUAN RIAU       | 726                  | 18.630           | 165                | 19.521           | 52.168                          | 2.800                                     | 9.761                             |
| 6.                                      | J A M B I            | 26.912               | 227.087          | 2.531              | 256.530          | 846.148                         | 3.726                                     | 128.265                           |
| 7.                                      | SUMATERA SELATAN     | 77.085               | 431.820          | 3.940              | 512.845          | 1.815.378                       | 4.204                                     | 256.423                           |
| 8.                                      | KEP. BANGKA BELITUNG | 29.308               | 129.679          | 116                | 159.103          | 494.441                         | 3.813                                     | 79.552                            |
| 9.                                      | BENGGULU             | 22.957               | 85.031           | 922                | 108.910          | 379.410                         | 4.462                                     | 54.455                            |
| 10.                                     | LAMPUNG              | 6.457                | 52.028           | 152                | 58.637           | 247.298                         | 4.753                                     | 29.319                            |
| <b>WILAYAH SUMATERA</b>                 |                      | <b>414.895</b>       | <b>2.681.687</b> | <b>51.327</b>      | <b>3.147.909</b> | <b>11.524.991</b>               | <b>4.298</b>                              | <b>1.573.958</b>                  |
| 11.                                     | DKI. JAKARTA         | -                    | -                | -                  | -                | -                               | -   | -                                 |
| 12.                                     | JAWA BARAT           | 1.538                | 1.913            | -                  | 3.451            | 5.875                           | 3.071                                     | 1.726                             |
| 13.                                     | BANTEN               | 2.241                | 522              | -                  | 2.763            | 1.224                           | 2.345                                     | 1.382                             |
| 14.                                     | JAWA TENGAH          | -                    | -                | -                  | -                | -                               | -   | -                                 |
| 15.                                     | D.I. YOGYAKARTA      | -                    | -                | -                  | -                | -                               | -   | -                                 |
| 16.                                     | JAWA TIMUR           | -                    | -                | -                  | -                | -                               | -   | -                                 |
| <b>WILAYAH JAWA</b>                     |                      | <b>3.779</b>         | <b>2.435</b>     | <b>-</b>           | <b>6.214</b>     | <b>7.099</b>                    | <b>2.915</b>                              | <b>3.108</b>                      |
| 17.                                     | B A L I              | -                    | -                | -                  | -                | -                               | -   | -                                 |
| 18.                                     | NUSA TENGGARA BARAT  | -                    | -                | -                  | -                | -                               | -   | -                                 |
| 19.                                     | NUSA TENGGARA TIMUR  | -                    | -                | -                  | -                | -                               | -   | -                                 |
| <b>WILAYAH NUSA TENGGARA &amp; BALI</b> |                      | <b>-</b>             | <b>-</b>         | <b>-</b>           | <b>-</b>         | <b>-</b>                        | <b>-</b>                                  | <b>-</b>                          |
| 20.                                     | KALIMANTAN BARAT     | 190.015              | 396.231          | 7.867              | 594.113          | 1.606.485                       | 4.054                                     | 297.057                           |
| 21.                                     | KALIMANTAN TENGAH    | 234.315              | 835.631          | 1.349              | 1.071.295        | 3.491.459                       | 4.178                                     | 535.648                           |
| 22.                                     | KALIMANTAN SELATAN   | 108.755              | 348.801          | 196                | 457.752          | 1.485.054                       | 4.258                                     | 228.876                           |
| 23.                                     | KALIMANTAN TIMUR     | 211.222              | 267.218          | 3.918              | 482.358          | 1.071.820                       | 4.011                                     | 241.179                           |
| 24.                                     | KALIMANTAN UTARA     | 69.495               | 67.948           | 3.812              | 141.255          | 249.979                         | 3.679                                     | 70.628                            |
| <b>WILAYAH KALIMANTAN</b>               |                      | <b>813.802</b>       | <b>1.915.829</b> | <b>17.142</b>      | <b>2.746.773</b> | <b>7.904.797</b>                | <b>4.126</b>                              | <b>1.373.388</b>                  |
| 25.                                     | SULAWESI UTARA       | -                    | -                | -                  | -                | -                               | -   | -                                 |
| 26.                                     | GORONTALO            | -                    | -                | -                  | -                | -                               | -   | -                                 |
| 27.                                     | SULAWESI TENGAH      | 41.168               | 43.515           | 81                 | 84.764           | 149.361                         | 3.432                                     | 42.382                            |
| 28.                                     | SULAWESI SELATAN     | 1                    | 2.753            | 14                 | 2.768            | 6.923                           | 2.515                                     | 1.384                             |
| 29.                                     | SULAWESI BARAT       | 17.273               | 32.723           | -                  | 49.996           | 149.694                         | 4.575                                     | 24.998                            |
| 30.                                     | SULAWESI TENGGARA    | 16.697               | 22.310           | -                  | 39.007           | 77.532                          | 3.475                                     | 19.504                            |
| <b>WILAYAH SULAWESI</b>                 |                      | <b>75.139</b>        | <b>101.301</b>   | <b>95</b>          | <b>176.535</b>   | <b>383.510</b>                  | <b>3.786</b>                              | <b>88.268</b>                     |
| 31.                                     | M A L U K U          | 10.113               | -                | -                  | 10.113           | -                               | -   | 5.057                             |
| 32.                                     | MALUKU UTARA         | -                    | -                | -                  | -                | -                               | -   | -                                 |
| 33.                                     | PAPUA                | 8.745                | 17.968           | 112                | 26.825           | 71.737                          | 3.992                                     | 13.413                            |
| 34.                                     | PAPUA BARAT          | 28.275               | 10.633           | -                  | 38.908           | 35.565                          | 3.345                                     | 19.454                            |
| <b>WILAYAH MALUKU &amp; PAPUA</b>       |                      | <b>47.133</b>        | <b>28.601</b>    | <b>112</b>         | <b>75.846</b>    | <b>107.302</b>                  | <b>3.752</b>                              | <b>37.924</b>                     |
| <b>I N D O N E S I A</b>                |                      | <b>1.354.748</b>     | <b>4.729.853</b> | <b>68.676</b>      | <b>6.153.277</b> | <b>19.927.699</b>               | <b>4.213</b>                              | <b>3.076.646</b>                  |

**DIREKTORAT JENDERAL PERKEBUNAN**  
**Directorate General of Estate Crops**

Keterangan/Note :

1. Angka Estimasi/Estimation\*\*)
2. Wujud Produksi/Production : Minyak Sawit/Crude Palm Oil

**Tabel 36. Volume dan Nilai Ekspor - Impor Minyak Sawit Menurut Negara Tujuan dan Asal Tahun 2014**  
**Table Export - Import Volume and Value of Palm Oil by Destination and Origin Country, 2014**

| No.                                      | Kode HS/<br>HS Code                           | Ekspor/Export                |                           |                            | Impor/Import           |                           |                            |
|--|---|------------------------------|---------------------------|----------------------------|------------------------|---------------------------|----------------------------|
|  |   | Negara Tujuan/<br>Destinaton | Volume/<br>Volume<br>(Kg) | Nilai/<br>Value<br>(\$ US) | Negara Asal<br>(Impor) | Volume/<br>Volume<br>(Kg) | Nilai/<br>Value<br>(\$ US) |
| 1.                                       | Minyak sawit/<br>Crude Palm Oil<br>1511100000 | INDIA                        | 2.888.187.557             | 2.101.736.375              | -                      | -                         | -                          |
|  |   | NETHERLANDS                  | 866.086.782               | 641.515.557                |                        |                           |                            |
|  |   | ITALY                        | 601.648.232               | 455.261.516                |                        |                           |                            |
|  |   | SINGAPORE                    | 532.902.347               | 396.982.438                |                        |                           |                            |
|  |   | SPAIN                        | 276.017.206               | 208.143.675                |                        |                           |                            |
|  |   | MALAYSIA                     | 262.056.524               | 175.861.462                |                        |                           |                            |
|  |   | GERMANY, FED. REP. OF        | 109.692.533               | 85.662.089                 |                        |                           |                            |
|  |   | KENYA                        | 62.340.000                | 46.374.570                 |                        |                           |                            |
|  |   | TANZANIA, UNITED REPUBLIC OF | 37.959.282                | 28.084.695                 |                        |                           |                            |
|  |   | UNITED KINGDOM               | 29.482.724                | 24.661.816                 |                        |                           |                            |
|  |   | UKRAINE                      | 10.100.000                | 6.595.500                  |                        |                           |                            |
|  |   | MOROCCO                      | 9.280.000                 | 6.860.600                  |                        |                           |                            |
|  |   | VIET NAM                     | 7.210.632                 | 4.477.865                  |                        |                           |                            |
|  |   | GHANA                        | 6.215.067                 | 4.470.601                  |                        |                           |                            |
|  |   | DENMARK                      | 6.085.945                 | 4.966.766                  |                        |                           |                            |
|  |   | PAKISTAN                     | 5.543.720                 | 3.417.976                  |                        |                           |                            |
|  |   | RUSSIA FEDERATION            | 3.999.829                 | 2.904.858                  |                        |                           |                            |
|  |   | PORTUGAL                     | 3.000.000                 | 2.070.000                  |                        |                           |                            |
|  |   | MEXICO                       | 2.499.944                 | 2.052.454                  |                        |                           |                            |
|  |   | GREECE                       | 2.014.807                 | 1.616.056                  |                        |                           |                            |
|  |   | CHINA                        | 1.060.000                 | 590.640                    |                        |                           |                            |
|  |   | NIGERIA                      | 1.000.000                 | 750.000                    |                        |                           |                            |
|  |   | TUVALU                       | 1.000.000                 | 627.640                    |                        |                           |                            |
|  |   | NORWAY                       | 500.000                   | 385.000                    |                        |                           |                            |
|  |   | BANGLADESH                   | 499.991                   | 413.493                    |                        |                           |                            |
|  |   | MADAGASCAR                   | 204.270                   | 122.562                    |                        |                           |                            |
| KOREA, REPUBLIC OF                       | 102.000                                       | 55.300                       |                           |                            |                        |                           |                            |
| NEPAL                                    | 90.650  | 55.918                       |                           |                            |                        |                           |                            |
| THAILAND                                 | 40.000  | 23.350                       |                           |                            |                        |                           |                            |
| PAPUA NEW GUINEA                         | 287   | 568                          |                           |                            |                        |                           |                            |
|  |   | <b>Jumlah/Total</b>          | <b>5.726.820.329</b>      | <b>4.206.741.340</b>       | <b>Jumlah/Total</b>    | -                         | -                          |
| <b>Total Minyak Sawit/Crude Palm Oil</b> |   |                              | <b>5.726.820.329</b>      | <b>4.206.741.340</b>       |                        |                           |                            |

| No.                 | Kode HS/<br>HS Code   | Ekspor/Export                 |                           |                            | Impor/Import           |                           |                            |
|---------------------|---|-------------------------------|---------------------------|----------------------------|------------------------|---------------------------|----------------------------|
|                     |   | Negara Tujuan/<br>Destinatoin | Volume/<br>Volume<br>(Kg) | Nilai/<br>Value<br>(\$ US) | Negara Asal<br>(Impor) | Volume/<br>Volume<br>(Kg) | Nilai/<br>Value<br>(\$ US) |
| 2.                  | Minyak sawit<br>lainnya/Other<br>Palm Oil<br><br>1511901100<br>Solid fractions of<br>unrefined<br>palm oil, not<br>chemically<br>modified | INDIA                         | 164.651.991               | 124.169.984                | AUSTRALIA              | 558                       | 323                        |
|                     |   | CHINA                         | 23.999.214                | 16.324.463                 | TAIWAN                 | 25                        | 267                        |
|                     |   | PAPUA NEW GUINEA              | 75                        | 29                         |                        |                           |                            |
|                     |   | <b>Jumlah/Total</b>           | <b>188.651.280</b>        | <b>140.494.476</b>         | <b>Jumlah/Total</b>    | <b>583</b>                | <b>590</b>                 |
| 3.                  | 1511901900<br>Unsolid fractions<br>of unrefined palm<br>oil, not chemically<br>modified   | INDIA                         | 481.359.764               | 383.282.948                | -                      | -                         | -                          |
|                     |   | NIGERIA                       | 245.910.681               | 184.151.372                |                        |                           |                            |
|                     |   | GHANA                         | 125.064.492               | 92.666.542                 |                        |                           |                            |
|                     |   | COTE D'IVOIRE                 | 89.196.778                | 66.218.836                 |                        |                           |                            |
|                     |   | MOZAMBIQUE                    | 61.882.257                | 45.606.543                 |                        |                           |                            |
|                     |   | TANZANIA, UNITED REPUBLIC OF  | 59.593.968                | 44.415.493                 |                        |                           |                            |
|                     |   | SRI LANKA                     | 36.407.406                | 28.336.243                 |                        |                           |                            |
|                     |   | BANGLADESH                    | 36.144.123                | 28.782.889                 |                        |                           |                            |
|                     |   | SAUDI ARABIA                  | 16.571.895                | 11.608.017                 |                        |                           |                            |
|                     |   | KENYA                         | 12.250.000                | 8.474.776                  |                        |                           |                            |
|                     |   | JAPAN                         | 4.599.832                 | 3.507.372                  |                        |                           |                            |
|                     |   | GERMANY, FED. REP. OF         | 144.000                   | 161.760                    |                        |                           |                            |
|                     |   | PAPUA NEW GUINEA              | 369                       | 1.528                      |                        |                           |                            |
| CHRISTMAS ISLANDS   | 108   | 60                            |                           |                            |                        |                           |                            |
| <b>Jumlah/Total</b> | <b>1.169.125.673</b>  | <b>897.214.379</b>            | <b>Jumlah/Total</b>       | <b>-</b>                   | <b>-</b>               |                           |                            |
| 4.                  | 1511909110<br>Solid fractions of<br>refined palm oil,<br>packing of a net<br>weight_20kg  | CHINA                         | 74.565.789                | 56.250.793                 | SINGAPORE              | 51.566                    | 66.308                     |
|                     |   | MALAYSIA                      | 19.583.868                | 15.227.877                 | MALAYSIA               | 13.500                    | 19.845                     |
|                     |   | KOREA, REPUBLIC OF            | 13.500.000                | 10.263.760                 |                        |                           |                            |
|                     |   | INDIA                         | 9.326.387                 | 6.278.555                  |                        |                           |                            |
|                     |   | ESTONIA                       | 2.919.200                 | 2.502.202                  |                        |                           |                            |
|                     |   | EGYPT                         | 2.700.488                 | 1.751.039                  |                        |                           |                            |
|                     |   | VIET NAM                      | 992.240                   | 927.625                    |                        |                           |                            |
|                     |   | DJIBOUTI                      | 967.260                   | 787.210                    |                        |                           |                            |
|                     |   | SRI LANKA                     | 630.000                   | 448.560                    |                        |                           |                            |
|                     |   | IRAN (ISLAMIC REPUBLIC OF)    | 602.000                   | 508.690                    |                        |                           |                            |
|                     |   | PAKISTAN                      | 563.750                   | 343.469                    |                        |                           |                            |
|                     |   | POLAND                        | 221.200                   | 197.972                    |                        |                           |                            |
|                     |   | ITALY                         | 66.360                    | 57.178                     |                        |                           |                            |
|                     |   | BULGARIA                      | 22.120                    | 22.341                     |                        |                           |                            |
|                     |   | AUSTRALIA                     | 21.240                    | 18.374                     |                        |                           |                            |
| UNITED KINGDOM      | 21.200  | 19.952                        |                           |                            |                        |                           |                            |
| NEPAL               | 18.746  | 112.875                       |                           |                            |                        |                           |                            |
| COLOMBIA            | 10.060  | 9.456                         |                           |                            |                        |                           |                            |
| PAPUA NEW GUINEA    | 3.815   | 14.377                        |                           |                            |                        |                           |                            |
| <b>Jumlah/Total</b> | <b>126.735.723</b>  | <b>95.742.305</b>             | <b>Jumlah/Total</b>       | <b>65.066</b>              | <b>86.153</b>          |                           |                            |

| No.                              | Kode HS/<br>HS Code   | Ekspor/Export                |                           |                            | Impor/Import           |                           |                            |
|----------------------------------|---|------------------------------|---------------------------|----------------------------|------------------------|---------------------------|----------------------------|
|                                  |   | Negara Tujuan/<br>Destinaton | Volume/<br>Volume<br>(Kg) | Nilai/<br>Value<br>(\$ US) | Negara Asal<br>(Impor) | Volume/<br>Volume<br>(Kg) | Nilai/<br>Value<br>(\$ US) |
| 5.                               | 1511909190<br><i>Solid fractions of refined palm oil, packing of a net weight&gt;20kg</i> | CHINA                        | 602.201.633               | 442.734.542                | SINGAPORE              | 72.824                    | 113.316                    |
|                                  |   | NETHERLANDS                  | 258.007.876               | 192.928.010                | SWITZERLAND            | 76                        | 1.464                      |
|                                  |   | MALAYSIA                     | 174.068.933               | 124.198.425                | JAPAN                  | 50                        | 1.283                      |
|                                  |   | SOUTH AFRICA                 | 137.829.182               | 104.991.376                |                        |                           |                            |
|                                  |   | EGYPT                        | 113.634.906               | 80.963.572                 |                        |                           |                            |
|                                  |   | UNITED STATES                | 97.370.230                | 71.212.543                 |                        |                           |                            |
|                                  |   | GERMANY, FED. REP. OF        | 76.648.923                | 56.008.415                 |                        |                           |                            |
|                                  |   | UKRAINE                      | 74.877.217                | 56.871.241                 |                        |                           |                            |
|                                  |   | PAKISTAN                     | 63.293.957                | 46.257.500                 |                        |                           |                            |
|                                  |   | TURKEY                       | 53.236.158                | 40.114.457                 |                        |                           |                            |
|                                  |   | ITALY                        | 29.500.706                | 21.567.713                 |                        |                           |                            |
|                                  |   | KOREA, REPUBLIC OF           | 28.596.817                | 22.618.474                 |                        |                           |                            |
|                                  |   | SPAIN                        | 27.363.597                | 20.054.793                 |                        |                           |                            |
|                                  |   | RUSSIA FEDERATION            | 27.236.885                | 20.089.207                 |                        |                           |                            |
|                                  |   | BRAZIL                       | 21.553.781                | 16.088.175                 |                        |                           |                            |
|                                  |   | INDIA                        | 20.820.140                | 15.538.058                 |                        |                           |                            |
|                                  |   | THAILAND                     | 16.998.722                | 13.674.001                 |                        |                           |                            |
|                                  |   | HAITI                        | 14.998.200                | 11.217.818                 |                        |                           |                            |
|                                  |   | ALGERIA                      | 11.600.472                | 8.651.274                  |                        |                           |                            |
|                                  |   | UNITED KINGDOM               | 10.000.071                | 7.806.311                  |                        |                           |                            |
|                                  |   | MOROCCO                      | 7.149.979                 | 4.949.987                  |                        |                           |                            |
|                                  |   | ISRAEL                       | 6.869.117                 | 5.239.462                  |                        |                           |                            |
|                                  |   | UNITED ARAB EMIRATES         | 6.607.003                 | 4.900.211                  |                        |                           |                            |
|                                  |   | KENYA                        | 5.200.000                 | 3.843.403                  |                        |                           |                            |
|                                  |   | GREECE                       | 5.185.033                 | 3.998.972                  |                        |                           |                            |
|                                  |   | MEXICO                       | 4.999.904                 | 3.176.189                  |                        |                           |                            |
|                                  |   | JAPAN                        | 4.529.139                 | 3.459.640                  |                        |                           |                            |
|                                  |   | GUATEMALA                    | 4.499.400                 | 3.472.008                  |                        |                           |                            |
|                                  |   | SAUDI ARABIA                 | 3.490.079                 | 2.655.011                  |                        |                           |                            |
|                                  |   | VIET NAM                     | 3.261.111                 | 2.477.600                  |                        |                           |                            |
|                                  |   | ANGOLA                       | 3.149.942                 | 1.889.965                  |                        |                           |                            |
|                                  |   | TUNISIA                      | 2.767.896                 | 2.086.610                  |                        |                           |                            |
|                                  |   | TOGO                         | 2.500.000                 | 1.853.200                  |                        |                           |                            |
|                                  |   | DJIBOUTI                     | 2.295.580                 | 1.839.709                  |                        |                           |                            |
|                                  |   | SINGAPORE                    | 2.017.411                 | 1.379.037                  |                        |                           |                            |
|                                  |   | PHILIPPINES                  | 2.000.000                 | 1.462.750                  |                        |                           |                            |
|                                  |   | JAMAICA                      | 1.999.700                 | 1.569.758                  |                        |                           |                            |
|                                  |   | ESTONIA                      | 1.853.360                 | 1.628.717                  |                        |                           |                            |
|                                  |   | MOZAMBIQUE                   | 1.692.260                 | 1.202.244                  |                        |                           |                            |
|                                  |   | OMAN                         | 1.609.992                 | 1.196.441                  |                        |                           |                            |
| GEORGIA                          | 1.595.489   | 1.177.784                    |                           |                            |                        |                           |                            |
| TANZANIA, UNITED REPUBLIC OF     | 1.000.020   | 762.516                      |                           |                            |                        |                           |                            |
| PORTUGAL                         | 999.956   | 819.964                      |                           |                            |                        |                           |                            |
| DEMOCRATIC REPUBLIC OF THE CONGO | 990.000   | 724.105                      |                           |                            |                        |                           |                            |
| ETHIOPIA                         | 827.320   | 539.666                      |                           |                            |                        |                           |                            |
| SRI LANKA                        | 499.964   | 344.975                      |                           |                            |                        |                           |                            |
| POLAND                           | 199.080   | 170.213                      |                           |                            |                        |                           |                            |
| URUGUAY                          | 168.000   | 127.470                      |                           |                            |                        |                           |                            |
| BULGARIA                         | 22.120  | 17.364                       |                           |                            |                        |                           |                            |
| AUSTRALIA                        | 21.780  | 22.873                       |                           |                            |                        |                           |                            |
| PAPUA NEW GUINEA                 | 1.293   | 3.515                        |                           |                            |                        |                           |                            |
|                                  |   | <b>Jumlah/Total</b>          | <b>1.939.840.334</b>      | <b>1.432.577.264</b>       | <b>Jumlah/Total</b>    | <b>72.950</b>             | <b>116.063</b>             |

| No. | Kode HS/<br>HS Code   | Ekspor/Export                    |                           |                            | Impor/Import           |                           |                            |
|-----|---|----------------------------------|---------------------------|----------------------------|------------------------|---------------------------|----------------------------|
|     |   | Negara Tujuan/<br>Destinaton     | Volume/<br>Volume<br>(Kg) | Nilai/<br>Value<br>(\$ US) | Negara Asal<br>(Impor) | Volume/<br>Volume<br>(Kg) | Nilai/<br>Value<br>(\$ US) |
| 6.  | 1511909200<br><i>Unsolid fractions<br/>of refined palm<br/>oil, packing net<br/>weight_20kg</i> | CHINA                            | 377.365.182               | 294.196.567                | INDONESIA              | 84.755                    | 90.512                     |
|     |   | DJIBOUTI                         | 226.979.059               | 206.396.550                | MALAYSIA               | 77.187                    | 111.885                    |
|     |   | ITALY                            | 103.500.000               | 76.427.500                 | SINGAPORE              | 62.034                    | 62.112                     |
|     |   | ANGOLA                           | 96.173.761                | 90.643.074                 |                        |                           |                            |
|     |   | MAURITANIA                       | 92.725.859                | 80.748.553                 |                        |                           |                            |
|     |   | INDIA                            | 91.561.178                | 74.241.978                 |                        |                           |                            |
|     |   | MYANMAR (FORM. BURMA)            | 90.936.146                | 84.625.625                 |                        |                           |                            |
|     |   | SINGAPORE                        | 90.313.740                | 74.586.872                 |                        |                           |                            |
|     |   | PHILIPPINES                      | 86.858.941                | 73.210.265                 |                        |                           |                            |
|     |   | TANZANIA, UNITED REPUBLIC OF     | 86.045.486                | 74.946.424                 |                        |                           |                            |
|     |   | BENIN                            | 68.838.271                | 61.736.471                 |                        |                           |                            |
|     |   | PAKISTAN                         | 64.540.668                | 55.594.100                 |                        |                           |                            |
|     |   | AFGHANISTAN                      | 63.635.136                | 59.699.580                 |                        |                           |                            |
|     |   | BANGLADESH                       | 60.132.830                | 47.038.792                 |                        |                           |                            |
|     |   | SENEGAL                          | 48.569.836                | 44.081.224                 |                        |                           |                            |
|     |   | KENYA                            | 41.176.477                | 36.592.436                 |                        |                           |                            |
|     |   | YEMEN                            | 41.010.464                | 39.608.492                 |                        |                           |                            |
|     |   | GAMBIA                           | 40.141.589                | 36.646.338                 |                        |                           |                            |
|     |   | TOGO                             | 39.453.468                | 34.759.872                 |                        |                           |                            |
|     |   | MADAGASCAR                       | 27.517.201                | 24.146.832                 |                        |                           |                            |
|     |   | UNITED ARAB EMIRATES             | 27.106.104                | 22.517.282                 |                        |                           |                            |
|     |   | SAUDI ARABIA                     | 25.211.280                | 21.043.613                 |                        |                           |                            |
|     |   | HAITI                            | 21.612.741                | 20.150.887                 |                        |                           |                            |
|     |   | TURKEY                           | 19.533.284                | 15.322.464                 |                        |                           |                            |
|     |   | SOUTH AFRICA                     | 19.195.410                | 16.092.276                 |                        |                           |                            |
|     |   | KOREA, REPUBLIC OF               | 19.024.048                | 13.744.902                 |                        |                           |                            |
|     |   | SIERRA LEONE                     | 17.007.929                | 15.470.118                 |                        |                           |                            |
|     |   | SOMALIA                          | 16.459.749                | 14.994.867                 |                        |                           |                            |
|     |   | IRAN (ISLAMIC REPUBLIC OF)       | 15.457.437                | 14.210.046                 |                        |                           |                            |
|     |   | GUINEA                           | 14.236.789                | 12.570.252                 |                        |                           |                            |
|     |   | PAPUA NEW GUINEA                 | 11.386.342                | 12.892.840                 |                        |                           |                            |
|     |   | CAMEROON                         | 10.575.756                | 9.446.023                  |                        |                           |                            |
|     |   | EGYPT                            | 10.570.380                | 8.368.625                  |                        |                           |                            |
|     |   | EAST TIMOR                       | 10.199.372                | 11.164.971                 |                        |                           |                            |
|     |   | OMAN                             | 10.000.370                | 7.970.477                  |                        |                           |                            |
|     |   | RUSSIA FEDERATION                | 9.696.663                 | 7.560.491                  |                        |                           |                            |
|     |   | GHANA                            | 9.486.487                 | 8.845.795                  |                        |                           |                            |
|     |   | CONGO                            | 8.891.826                 | 8.014.739                  |                        |                           |                            |
|     |   | DEMOCRATIC REPUBLIC OF THE CONGO | 7.221.197                 | 6.433.726                  |                        |                           |                            |
|     |   | NIGER                            | 7.071.895                 | 6.214.741                  |                        |                           |                            |
|     |   | VIET NAM                         | 6.276.979                 | 5.613.261                  |                        |                           |                            |
|     |   | TUNISIA                          | 6.043.568                 | 4.921.366                  |                        |                           |                            |
|     |   | GABON                            | 5.896.738                 | 5.813.310                  |                        |                           |                            |
|     |   | MOZAMBIQUE                       | 5.895.651                 | 5.169.815                  |                        |                           |                            |
|     |   | LIBERIA                          | 5.098.677                 | 4.718.663                  |                        |                           |                            |
|     |   | MALAYSIA                         | 5.017.946                 | 4.410.444                  |                        |                           |                            |
|     |   | JAPAN                            | 4.946.014                 | 4.192.550                  |                        |                           |                            |
|     |   | JORDAN                           | 4.411.421                 | 3.821.645                  |                        |                           |                            |
|     |   | ERITREA                          | 4.393.489                 | 3.988.380                  |                        |                           |                            |
|     |   | UGANDA                           | 3.806.460                 | 3.303.936                  |                        |                           |                            |
|     |   | GEORGIA                          | 3.250.000                 | 2.506.690                  |                        |                           |                            |
|     |   | UKRAINE                          | 3.041.886                 | 2.458.829                  |                        |                           |                            |
|     |   | COTE D'IVOIRE                    | 2.993.813                 | 2.654.551                  |                        |                           |                            |
|     |   | BRAZIL                           | 2.897.700                 | 2.336.703                  |                        |                           |                            |
|     |   | SUDAN                            | 2.762.651                 | 2.563.284                  |                        |                           |                            |
|     |   | PERU                             | 2.709.964                 | 2.211.331                  |                        |                           |                            |
|     |   | COMOROS                          | 2.326.093                 | 2.313.726                  |                        |                           |                            |
|     |   | UNITED STATES                    | 2.262.782                 | 1.903.650                  |                        |                           |                            |
|     |   | EQUATORIAL GUINEA                | 2.001.540                 | 2.005.631                  |                        |                           |                            |
|     |   | NIGERIA                          | 1.724.294                 | 1.759.172                  |                        |                           |                            |
|     |   | GUINEA BISSAU                    | 1.671.983                 | 1.517.923                  |                        |                           |                            |
|     |   | SOLOMON ISLANDS                  | 1.643.299                 | 1.784.793                  |                        |                           |                            |
|     |   | BURKINA FASO                     | 1.603.890                 | 1.370.227                  |                        |                           |                            |
|     |   | SAMOA                            | 1.344.952                 | 1.475.981                  |                        |                           |                            |
|     |   | ROMANIA                          | 1.334.996                 | 1.116.528                  |                        |                           |                            |
|     |   | BRUNEI DARUSSALAM                | 1.298.287                 | 1.392.882                  |                        |                           |                            |
|     |   | IRAQ                             | 1.261.566                 | 1.059.875                  |                        |                           |                            |
|     |   | MALDIVES                         | 1.240.169                 | 1.385.272                  |                        |                           |                            |
|     |   | SRI LANKA                        | 1.231.806                 | 1.116.401                  |                        |                           |                            |

| No. | Kode HS/<br>HS Code | Ekspor/Export                              |                           |                            | Impor/Import           |                           |                            |
|-----|---------------------|--|---------------------------|----------------------------|------------------------|---------------------------|----------------------------|
|     |                     | Negara Tujuan/<br>Destinaton               | Volume/<br>Volume<br>(Kg) | Nilai/<br>Value<br>(\$ US) | Negara Asal<br>(Impor) | Volume/<br>Volume<br>(Kg) | Nilai/<br>Value<br>(\$ US) |
|     |                     | MAURITIUS                                  | 1.193.908                 | 1.069.524                  |                        |                           |                            |
|     |                     | CAMBODIA                                   | 1.159.200                 | 966.180                    |                        |                           |                            |
|     |                     | CROATIA                                    | 984.392                   | 869.518                    |                        |                           |                            |
|     |                     | VANUATU                                    | 843.984                   | 937.837                    |                        |                           |                            |
|     |                     | RWANDA                                     | 837.900                   | 749.023                    |                        |                           |                            |
|     |                     | SYRIA ARAB REPUBLIC                        | 795.449                   | 663.199                    |                        |                           |                            |
|     |                     | GUYANA                                     | 682.539                   | 687.706                    |                        |                           |                            |
|     |                     | TAIWAN                                     | 585.892                   | 449.621                    |                        |                           |                            |
|     |                     | SAO TOME AND PRINCIPE                      | 556.406                   | 629.118                    |                        |                           |                            |
|     |                     | CUBA                                       | 535.680                   | 572.399                    |                        |                           |                            |
|     |                     | ISRAEL                                     | 503.545                   | 474.945                    |                        |                           |                            |
|     |                     | ETHIOPIA                                   | 451.098                   | 404.373                    |                        |                           |                            |
|     |                     | GREECE                                     | 428.220                   | 366.332                    |                        |                           |                            |
|     |                     | BULGARIA                                   | 405.324                   | 347.814                    |                        |                           |                            |
|     |                     | ALGERIA                                    | 382.240                   | 317.705                    |                        |                           |                            |
|     |                     | MONTENEGRO                                 | 348.174                   | 317.518                    |                        |                           |                            |
|     |                     | MAYOTTE                                    | 294.066                   | 312.414                    |                        |                           |                            |
|     |                     | PORTUGAL                                   | 277.520                   | 257.537                    |                        |                           |                            |
|     |                     | SPAIN                                      | 273.000                   | 227.955                    |                        |                           |                            |
|     |                     | TONGA                                      | 271.377                   | 290.668                    |                        |                           |                            |
|     |                     | URUGUAY                                    | 231.000                   | 198.240                    |                        |                           |                            |
|     |                     | UNITED KINGDOM                             | 226.100                   | 206.752                    |                        |                           |                            |
|     |                     | CAPE VERDE                                 | 203.587                   | 207.618                    |                        |                           |                            |
|     |                     | HONG KONG                                  | 172.020                   | 182.541                    |                        |                           |                            |
|     |                     | LEBANON                                    | 170.706                   | 144.251                    |                        |                           |                            |
|     |                     | KIRIBATI                                   | 165.347                   | 185.849                    |                        |                           |                            |
|     |                     | MICRONESIA, FEDERATED STATES OF            | 141.179                   | 158.879                    |                        |                           |                            |
|     |                     | TRINIDAD AND TOBAGO                        | 132.099                   | 122.442                    |                        |                           |                            |
|     |                     | JAMAICA                                    | 127.542                   | 151.549                    |                        |                           |                            |
|     |                     | NAURU                                      | 114.934                   | 118.080                    |                        |                           |                            |
|     |                     | FRENCH POLYNESIA                           | 100.597                   | 112.300                    |                        |                           |                            |
|     |                     | GRENADA                                    | 94.834                    | 106.507                    |                        |                           |                            |
|     |                     | CENTRAL AFRICAN                            | 94.824                    | 90.225                     |                        |                           |                            |
|     |                     | REPUBLIC                                   | 85.886                    | 90.468                     |                        |                           |                            |
|     |                     | PANAMA                                     | 68.833                    | 81.494                     |                        |                           |                            |
|     |                     | FIJI                                       | 62.087                    | 59.311                     |                        |                           |                            |
|     |                     | SEYCHELLES                                 | 59.310                    | 58.915                     |                        |                           |                            |
|     |                     | ZIMBABWE                                   | 52.179                    | 63.933                     |                        |                           |                            |
|     |                     | NAMIBIA                                    | 48.806                    | 67.394                     |                        |                           |                            |
|     |                     | NORTHERN MARIANA ISLANDS REP. OF MACEDONIA | 43.740                    | 37.179                     |                        |                           |                            |
|     |                     | KAZAKHSTAN                                 | 41.400                    | 33.431                     |                        |                           |                            |
|     |                     | GERMANY, FED. REP. OF                      | 37.735                    | 38.752                     |                        |                           |                            |
|     |                     | AMERICAN SAMOA                             | 36.090                    | 38.237                     |                        |                           |                            |
|     |                     | POLAND                                     | 35.933                    | 35.573                     |                        |                           |                            |
|     |                     | KUWAIT                                     | 29.484                    | 34.956                     |                        |                           |                            |
|     |                     | BAHAMAS                                    | 23.940                    | 24.206                     |                        |                           |                            |
|     |                     | BELIZE                                     | 23.742                    | 22.697                     |                        |                           |                            |
|     |                     | MEXICO                                     | 20.419                    | 18.172                     |                        |                           |                            |
|     |                     | KOREA, DEMOCRATIC PEOPLE'S REPUBLIC        | 20.170                    | 19.890                     |                        |                           |                            |
|     |                     | NEW ZEALAND                                | 18.000                    | 22.500                     |                        |                           |                            |
|     |                     | COOK ISLANDS                               | 17.784                    | 19.862                     |                        |                           |                            |
|     |                     | DOMINICA                                   | 15.984                    | 18.976                     |                        |                           |                            |
|     |                     | CANADA                                     | 15.580                    | 14.920                     |                        |                           |                            |
|     |                     | HUNGARY                                    | 15.142                    | 22.584                     |                        |                           |                            |
|     |                     | MARSHALL ISLANDS                           | 13.087                    | 17.826                     |                        |                           |                            |
|     |                     | THAILAND                                   | 8.000                     | 8.593                      |                        |                           |                            |
|     |                     | SLOVENIA                                   | 1.000                     | 785                        |                        |                           |                            |
|     |                     | <b>Jumlah/Total</b>                        | <b>2.232.387.979</b>      | <b>1.917.590.772</b>       | <b>Jumlah/Total</b>    | <b>223.976</b>            | <b>264.509</b>             |

| No.            | Kode HS/<br>HS Code  | Ekspor/Export                 |                           |                            | Impor/Import           |                           |                            |
|----------------|--|-------------------------------|---------------------------|----------------------------|------------------------|---------------------------|----------------------------|
|                |  | Negara Tujuan/<br>Destinaton  | Volume/<br>Volume<br>(Kg) | Nilai/<br>Value<br>(\$ US) | Negara Asal<br>(Impor) | Volume/<br>Volume<br>(Kg) | Nilai/<br>Value<br>(\$ US) |
| 7.             | 1511909900<br><i>Unsolid fractions<br/>of refined palm<br/>oil, packing net<br/>weight&gt;20kg</i> | PAKISTAN                      | 1.680.808.118             | 1.248.331.466              | MALAYSIA               | 1.067                     | 2.618                      |
|                |  | CHINA                         | 1.278.070.731             | 979.688.811                | UNITED STATES          | 181                       | 1.279                      |
|                |  | INDIA                         | 1.211.939.443             | 930.096.753                | SINGAPORE              | 98                        | 7.809                      |
|                |  | BANGLADESH                    | 946.544.464               | 720.028.819                |                        |                           |                            |
|                |  | EGYPT                         | 883.407.722               | 660.796.348                |                        |                           |                            |
|                |  | ITALY                         | 618.050.539               | 476.023.916                |                        |                           |                            |
|                |  | SPAIN                         | 599.588.668               | 444.223.874                |                        |                           |                            |
|                |  | RUSSIA FEDERATION             | 487.071.224               | 362.010.322                |                        |                           |                            |
|                |  | MYANMAR (FORM.<br>BURMA)      | 313.183.411               | 243.814.910                |                        |                           |                            |
|                |  | 304.307.162                   | 227.874.953               |                            |                        |                           |                            |
|                |  | UNITED STATES                 | 270.480.017               | 209.668.162                |                        |                           |                            |
|                |  | UKRAINE                       | 256.899.419               | 196.657.948                |                        |                           |                            |
|                |  | SAUDI ARABIA                  | 251.098.777               | 189.265.353                |                        |                           |                            |
|                |  | UNITED ARAB EMIRATES          | 235.261.887               | 189.107.850                |                        |                           |                            |
|                |  | IRAN (ISLAMIC REPUBLIC<br>OF) | 181.273.260               | 134.385.943                |                        |                           |                            |
|                |  | 179.474.005                   | 135.829.466               |                            |                        |                           |                            |
|                |  | BRAZIL                        | 163.853.728               | 129.965.159                |                        |                           |                            |
|                |  | SOUTH AFRICA                  | 128.614.421               | 97.337.495                 |                        |                           |                            |
|                |  | SINGAPORE                     | 121.952.092               | 106.162.680                |                        |                           |                            |
|                |  | TURKEY                        | 107.038.825               | 84.980.354                 |                        |                           |                            |
|                |  | BENIN                         | 105.342.269               | 83.874.626                 |                        |                           |                            |
|                |  | PHILIPPINES                   | 94.810.126                | 74.060.830                 |                        |                           |                            |
|                |  | MALAYSIA                      | 93.464.188                | 69.920.123                 |                        |                           |                            |
|                |  | NETHERLANDS                   | 85.626.151                | 68.463.994                 |                        |                           |                            |
|                |  | KOREA, REPUBLIC OF            | 83.483.324                | 61.775.086                 |                        |                           |                            |
|                |  | OMAN                          | 76.202.218                | 59.469.679                 |                        |                           |                            |
|                |  | TOGO                          | 69.619.200                | 55.157.483                 |                        |                           |                            |
|                |  | VIET NAM                      | 67.276.208                | 53.677.682                 |                        |                           |                            |
|                |  | AUSTRALIA                     | 58.937.295                | 45.232.661                 |                        |                           |                            |
|                |  | JAPAN                         | 58.048.008                | 49.617.770                 |                        |                           |                            |
|                |  | TUNISIA                       | 54.280.407                | 40.896.507                 |                        |                           |                            |
|                |  | DJIBOUTI                      | 49.526.462                | 39.738.267                 |                        |                           |                            |
|                |  | HAITI                         | 44.999.631                | 33.095.248                 |                        |                           |                            |
|                |  | PERU                          | 40.147.455                | 29.600.904                 |                        |                           |                            |
| MEXICO         | 37.172.935   | 28.044.332                    |                           |                            |                        |                           |                            |
| GEORGIA        | 32.841.336   | 25.301.702                    |                           |                            |                        |                           |                            |
| ALGERIA        | 28.377.499   | 20.096.712                    |                           |                            |                        |                           |                            |
| GREECE         | 26.100.490   | 20.891.378                    |                           |                            |                        |                           |                            |
| MOZAMBIQUE     | 18.620.303   | 14.908.549                    |                           |                            |                        |                           |                            |
| GUINEA         | 16.116.820   | 12.797.670                    |                           |                            |                        |                           |                            |
| UNITED KINGDOM | 16.046.278   | 12.512.704                    |                           |                            |                        |                           |                            |
| KENYA          |  |                               |                           |                            |                        |                           |                            |
| ISRAEL         |  |                               |                           |                            |                        |                           |                            |

| No. | Kode HS/<br>HS Code | Ekspor/Export                                      |                           |                            | Impor/Import           |                           |                            |
|-----|---------------------|--|---------------------------|----------------------------|------------------------|---------------------------|----------------------------|
|     |                     | Negara Tujuan/<br>Destinaton                       | Volume/<br>Volume<br>(Kg) | Nilai/<br>Value<br>(\$ US) | Negara Asal<br>(Impor) | Volume/<br>Volume<br>(Kg) | Nilai/<br>Value<br>(\$ US) |
|     |                     | CONGO  | 13.980.960                | 12.517.486                 |                        |                           |                            |
|     |                     | ANGOLA   | 13.037.643                | 11.582.270                 |                        |                           |                            |
|     |                     | SYRIA ARAB REPUBLIC                                | 10.865.238                | 8.418.072                  |                        |                           |                            |
|     |                     | BELGIUM  | 10.499.944                | 8.273.956                  |                        |                           |                            |
|     |                     | LIBERIA  | 10.048.634                | 8.497.587                  |                        |                           |                            |
|     |                     | GHANA  | 9.055.620                 | 6.880.868                  |                        |                           |                            |
|     |                     | PAPUA NEW GUINEA                                   | 8.550.534                 | 7.497.857                  |                        |                           |                            |
|     |                     | NIGERIA  | 7.417.393                 | 5.536.806                  |                        |                           |                            |
|     |                     | NIGER  | 6.836.842                 | 5.977.482                  |                        |                           |                            |
|     |                     | SENEGAL  | 5.335.000                 | 3.540.500                  |                        |                           |                            |
|     |                     | JORDAN   | 4.365.193                 | 3.461.552                  |                        |                           |                            |
|     |                     | MAURITIUS  | 3.355.810                 | 2.761.498                  |                        |                           |                            |
|     |                     | SIERRA LEONE                                       | 3.247.000                 | 2.934.511                  |                        |                           |                            |
|     |                     | MAURITANIA   | 3.162.528                 | 2.809.954                  |                        |                           |                            |
|     |                     | MOROCCO  | 3.021.823                 | 2.340.490                  |                        |                           |                            |
|     |                     | SWEDEN   | 2.999.984                 | 2.042.989                  |                        |                           |                            |
|     |                     | MADAGASCAR   | 2.751.790                 | 2.564.916                  |                        |                           |                            |
|     |                     | JAMAICA  | 2.662.580                 | 2.112.995                  |                        |                           |                            |
|     |                     | TAIWAN   | 1.544.200                 | 1.259.101                  |                        |                           |                            |
|     |                     | PANAMA   | 1.500.000                 | 1.003.800                  |                        |                           |                            |
|     |                     | ERITREA  | 1.369.980                 | 1.047.791                  |                        |                           |                            |
|     |                     | TANZANIA, UNITED REPUBLIC OF                       | 1.221.860                 | 923.864                    |                        |                           |                            |
|     |                     | DEMOCRATIC REPUBLIC OF THE CONGO                   | 1.087.020                 | 954.045                    |                        |                           |                            |
|     |                     | COTE D'IVOIRE                                      | 823.017                   | 748.550                    |                        |                           |                            |
|     |                     | CROATIA  | 772.335                   | 639.354                    |                        |                           |                            |
|     |                     | URUGUAY  | 693.000                   | 547.470                    |                        |                           |                            |
|     |                     | MALAWI   | 506.000                   | 333.960                    |                        |                           |                            |
|     |                     | GUINEA BISSAU                                      | 296.032                   | 268.190                    |                        |                           |                            |
|     |                     | ETHIOPIA   | 239.760                   | 196.018                    |                        |                           |                            |
|     |                     | MONTENEGRO   | 201.240                   | 164.170                    |                        |                           |                            |
|     |                     | CAMEROON   | 180.040                   | 160.890                    |                        |                           |                            |
|     |                     | EAST TIMOR   | 166.269                   | 164.871                    |                        |                           |                            |
|     |                     | LEBANON  | 147.000                   | 115.395                    |                        |                           |                            |
|     |                     | SAMOA  | 133.687                   | 138.815                    |                        |                           |                            |
|     |                     | NEW ZEALAND  | 129.000                   | 158.157                    |                        |                           |                            |
|     |                     | GAMBIA   | 121.500                   | 112.326                    |                        |                           |                            |
|     |                     | SWITZERLAND  | 120.600                   | 118.188                    |                        |                           |                            |
|     |                     | SRI LANKA  | 105.000                   | 74.146                     |                        |                           |                            |
|     |                     | KAZAKHSTAN   | 103.500                   | 81.765                     |                        |                           |                            |
|     |                     | EQUATORIAL GUINEA                                  | 98.850                    | 92.762                     |                        |                           |                            |
|     |                     | HONG KONG  | 42.000                    | 37.800                     |                        |                           |                            |
|     |                     | YEMEN  | 32.786                    | 29.671                     |                        |                           |                            |
|     |                     | FIJI   | 21.000                    | 17.235                     |                        |                           |                            |
|     |                     | GABON  | 18.900                    | 19.514                     |                        |                           |                            |
|     |                     | <b>Jumlah/Total</b>                                | <b>11.508.825.608</b>     | <b>8.774.544.126</b>       | <b>Jumlah/Total</b>    | <b>1.346</b>              | <b>11.706</b>              |
|     |                     | <b>Minyak Sawit lainnya/Other Palm Oil</b>         | <b>17.165.566.597</b>     | <b>13.258.163.322</b>      |                        | <b>298.855</b>            | <b>392.868</b>             |
|     |                     | <b>Total Minyak Sawit dan Minyak Sawit Lainnya</b> | <b>22.892.386.926</b>     | <b>17.464.904.662</b>      |                        | <b>298.855</b>            | <b>392.868</b>             |

**DIREKTORAT JENDERAL PERKEBUNAN**  
*Directorate General of Estate Crops*

Sumber/Source :  
Badan Pusat Statistik  
*Central Bureau of Statistics*

**Tabel 37. Volume dan Nilai Ekspor - Impor Minyak Inti Sawit Menurut Negara Tujuan dan Asal Tahun 2013**  
**Table Export - Import Volume and Value of Crude Palm Kernel Oil by Destination and Origin Country, 2013**

| No.                        | Kode HS/<br>HS Code   | Ekspor/Export                |                           |                            | Impor/Import           |                           |                            |
|----------------------------|---|------------------------------|---------------------------|----------------------------|------------------------|---------------------------|----------------------------|
|                            |   | Negara Tujuan/<br>Destinaton | Volume/<br>Volume<br>(Kg) | Nilai/<br>Value<br>(\$ US) | Negara Asal<br>(Impor) | Volume/<br>Volume<br>(Kg) | Nilai/<br>Value<br>(\$ US) |
| 1.                         | <b>Minyak Inti Sawit/<br/>Crude Oil of Palm<br/>Kernel<br/>1513211000<br/>Crude oil of palm<br/>kernel</b>  | NETHERLANDS                  | 156.352.825               | 154.143.286                | -                      | -                         | -                          |
|                            |   | MALAYSIA                     | 64.160.560                | 56.647.467                 | -                      | -                         | -                          |
|                            |   | INDIA                        | 62.729.323                | 61.612.889                 | -                      | -                         | -                          |
|                            |   | CHINA                        | 44.769.137                | 46.926.592                 | -                      | -                         | -                          |
|                            |   | SAUDI ARABIA                 | 23.000.000                | 22.005.000                 | -                      | -                         | -                          |
|                            |   | SPAIN                        | 17.209.938                | 15.506.648                 | -                      | -                         | -                          |
|                            |   | ITALY                        | 11.991.959                | 11.245.700                 | -                      | -                         | -                          |
|                            |   | SINGAPORE                    | 10.674.583                | 10.700.589                 | -                      | -                         | -                          |
|                            |   | TURKEY                       | 2.490.810                 | 2.758.939                  | -                      | -                         | -                          |
|                            |   | EGYPT                        | 1.699.797                 | 1.366.325                  | -                      | -                         | -                          |
|                            |   | TANZANIA, UNITED REPUBLIC OF | 1.600.029                 | 1.593.281                  | -                      | -                         | -                          |
|                            |   | BANGLADESH                   | 1.299.848                 | 1.467.118                  | -                      | -                         | -                          |
|                            |   | TUNISIA                      | 1.235.000                 | 1.436.800                  | -                      | -                         | -                          |
|                            |   | CAMEROON                     | 999.907                   | 819.923                    | -                      | -                         | -                          |
| KENYA                      | 553.000   | 612.132                      | -                         | -                          | -                      |                           |                            |
| MOROCCO                    | 500.000   | 457.500                      | -                         | -                          | -                      |                           |                            |
|                            | <b>Jumlah/Total</b>   | <b>401.266.716</b>           | <b>389.300.189</b>        | <b>Jumlah/Total</b>        | -                      | -                         |                            |
|                            | <b>Total Minyak Inti Sawit</b>  | <b>401.266.716</b>           | <b>389.300.189</b>        |                            |                        |                           |                            |
| 2.                         | <b>Minyak inti sawit<br/>lainnya<br/>Other Crude Oil<br/>of Palm Kernel<br/>1513291100<br/>Solid fractions of<br/>unrefined palm<br/>kernel oil</b> |                              | 1.078.357.554             | 1.151.107.322              |                        | 16                        | 409                        |
|                            |   | MALAYSIA                     | 889.976                   | 934.474                    | -                      |                           |                            |
|                            |   | ITALY                        | 284.959                   | 287.808                    | -                      |                           |                            |
|                            | <b>Jumlah/Total</b>   | <b>1.174.935</b>             | <b>1.222.282</b>          | <b>Jumlah/Total</b>        | -                      | -                         |                            |
| 3.                         | <b>1513299100<br/>Solid fractions<br/>of refined palm<br/>kernel oil</b>  | RUSSIA FEDERATION            | 14.066.181                | 18.338.493                 | MALAYSIA               | 16                        | 409                        |
|                            |   | UNITED STATES                | 5.899.936                 | 7.499.407                  |                        |                           |                            |
|                            |   | MEXICO                       | 4.180.205                 | 4.827.326                  |                        |                           |                            |
|                            |   | NETHERLANDS                  | 3.500.839                 | 4.648.869                  |                        |                           |                            |
|                            |   | ITALY                        | 2.769.936                 | 3.552.244                  |                        |                           |                            |
|                            |   | SPAIN                        | 2.749.537                 | 3.351.202                  |                        |                           |                            |
|                            |   | EGYPT                        | 2.419.773                 | 2.715.884                  |                        |                           |                            |
|                            |   | CHINA                        | 1.315.000                 | 1.525.756                  |                        |                           |                            |
|                            |   | TURKEY                       | 721.040                   | 906.941                    |                        |                           |                            |
|                            |   | INDIA                        | 328.000                   | 437.086                    |                        |                           |                            |
|                            |   | JAPAN                        | 273.600                   | 423.561                    |                        |                           |                            |
|                            |   | PHILIPPINES                  | 130.080                   | 200.229                    |                        |                           |                            |
|                            | <b>Jumlah/Total</b>   | <b>38.224.047</b>            | <b>48.226.769</b>         | <b>Jumlah/Total</b>        | <b>16</b>              | <b>409</b>                |                            |
| 4.                         | <b>1513299400<br/>Palm kernel olein,<br/>refined, bleached<br/>&amp; deodorized<br/>(RBD)</b>   | SOUTH AFRICA                 | 21.487.486                | 20.522.769                 | -                      | -                         | -                          |
|                            |   | RUSSIA FEDERATION            | 13.382.174                | 15.476.909                 | -                      | -                         | -                          |
|                            |   | TURKEY                       | 11.439.455                | 11.283.766                 | -                      | -                         | -                          |
|                            |   | PHILIPPINES                  | 9.329.781                 | 10.955.956                 | -                      | -                         | -                          |
|                            |   | EGYPT                        | 8.069.412                 | 6.909.960                  | -                      | -                         | -                          |
|                            |   | UNITED STATES                | 4.799.998                 | 4.847.996                  | -                      | -                         | -                          |
|                            |   | SRI LANKA                    | 1.187.000                 | 1.103.386                  | -                      | -                         | -                          |
|                            |   | BANGLADESH                   | 1.144.420                 | 1.351.209                  | -                      | -                         | -                          |
|                            |   | URUGUAY                      | 987.000                   | 1.135.974                  | -                      | -                         | -                          |
|                            |   | INDIA                        | 874.710                   | 1.020.709                  | -                      | -                         | -                          |
|                            |   | JAPAN                        | 499.916                   | 419.429                    | -                      | -                         | -                          |
|                            |   | GREECE                       | 499.896                   | 507.394                    | -                      | -                         | -                          |
|                            |   | YEMEN                        | 462.560                   | 599.495                    | -                      | -                         | -                          |
|                            |   | BRAZIL                       | 210.000                   | 238.000                    | -                      | -                         | -                          |
|                            |   | UNITED ARAB EMIRATES         | 126.000                   | 159.705                    | -                      | -                         | -                          |
|                            |   | MOZAMBIQUE                   | 63.000                    | 56.700                     | -                      | -                         | -                          |
| PAKISTAN                   | 20.736  | 24.963                       | -                         | -                          | -                      |                           |                            |
| IRAN (ISLAMIC REPUBLIC OF) | 17.640  | 22.206                       | -                         | -                          | -                      |                           |                            |
| QATAR                      | 17.640  | 22.755                       | -                         | -                          | -                      |                           |                            |
| MEXICO                     | 10.368  | 13.944                       | -                         | -                          | -                      |                           |                            |
|                            | <b>Jumlah/Total</b>   | <b>74.629.192</b>            | <b>76.673.225</b>         | <b>Jumlah/Total</b>        | -                      | -                         |                            |

| No.  | Kode HS/<br>HS Code   | Ekspor/Export                |                           |                            | Impor/Import           |                           |                            |
|--|---|------------------------------|---------------------------|----------------------------|------------------------|---------------------------|----------------------------|
|  |   | Negara Tujuan/<br>Destinaton | Volume/<br>Volume<br>(Kg) | Nilai/<br>Value<br>(\$ US) | Negara Asal<br>(Impor) | Volume/<br>Volume<br>(Kg) | Nilai/<br>Value<br>(\$ US) |
| 5.   | 1513299500<br><i>Palm kernel oil,<br/>RBD</i>                         | CHINA                        | 290.601.258               | 307.569.233                | -                      | -                         | -                          |
|  |   | BRAZIL                       | 160.383.051               | 170.700.816                |                        |                           |                            |
|  |   | MALAYSIA                     | 95.615.971                | 103.904.716                |                        |                           |                            |
|  |   | UNITED STATES                | 77.126.710                | 80.459.230                 |                        |                           |                            |
|  |   | NETHERLANDS                  | 71.709.005                | 76.342.616                 |                        |                           |                            |
|  |   | INDIA                        | 51.338.046                | 57.537.599                 |                        |                           |                            |
|  |   | THAILAND                     | 50.299.021                | 48.730.344                 |                        |                           |                            |
|  |   | JAPAN                        | 40.278.017                | 44.034.263                 |                        |                           |                            |
|  |   | EGYPT                        | 17.344.524                | 16.495.358                 |                        |                           |                            |
|  |   | UKRAINE                      | 17.032.810                | 19.738.774                 |                        |                           |                            |
|  |   | TURKEY                       | 16.371.516                | 18.804.256                 |                        |                           |                            |
|  |   | RUSSIA FEDERATION            | 13.794.026                | 14.883.648                 |                        |                           |                            |
|  |   | PHILIPPINES                  | 12.501.530                | 11.571.887                 |                        |                           |                            |
|  |   | PAKISTAN                     | 12.052.842                | 12.560.201                 |                        |                           |                            |
|  |   | TUNISIA                      | 4.458.247                 | 5.072.807                  |                        |                           |                            |
|  |   | BANGLADESH                   | 4.138.441                 | 4.237.758                  |                        |                           |                            |
|  |   | MEXICO                       | 3.510.331                 | 3.668.319                  |                        |                           |                            |
|  |   | GEORGIA                      | 3.262.612                 | 3.496.694                  |                        |                           |                            |
|  |   | GREECE                       | 3.009.916                 | 3.331.784                  |                        |                           |                            |
|  |   | PERU                         | 2.989.774                 | 3.488.574                  |                        |                           |                            |
|  |   | IRAN (ISLAMIC REPUBLIC OF)   | 2.790.250                 | 2.915.327                  |                        |                           |                            |
|  |   | SOUTH AFRICA                 | 2.699.800                 | 2.705.770                  |                        |                           |                            |
|  |   | ISRAEL                       | 2.338.414                 | 2.689.488                  |                        |                           |                            |
|  |   | ARGENTINA                    | 2.006.910                 | 2.160.473                  |                        |                           |                            |
|  |   | ITALY                        | 1.240.000                 | 1.433.680                  |                        |                           |                            |
|  |   | SPAIN                        | 999.940                   | 1.237.926                  |                        |                           |                            |
|  |   | SWEDEN                       | 999.858                   | 1.200.328                  |                        |                           |                            |
|  |   | URUGUAY                      | 612.660                   | 680.382                    |                        |                           |                            |
| JORDAN   | 555.900   | 698.669                      |                           |                            |                        |                           |                            |
| SRI LANKA  | 500.000   | 512.500                      |                           |                            |                        |                           |                            |
| SINGAPORE  | 499.900   | 687.363                      |                           |                            |                        |                           |                            |
| KOREA, REPUBLIC OF   | 399.920   | 469.906                      |                           |                            |                        |                           |                            |
| MOZAMBIQUE   | 300.000   | 258.000                      |                           |                            |                        |                           |                            |
| DEMOCRATIC REPUBLIC OF THE CONGO                             | 215.000   | 298.850                      |                           |                            |                        |                           |                            |
| CHILE  | 126.000   | 152.133                      |                           |                            |                        |                           |                            |
| OMAN   | 83.000  | 104.722                      |                           |                            |                        |                           |                            |
| MADAGASCAR   | 41.730  | 41.521                       |                           |                            |                        |                           |                            |
| KAZAKHSTAN   | 41.400  | 39.744                       |                           |                            |                        |                           |                            |
| TAIWAN   | 40.050  | 38.947                       |                           |                            |                        |                           |                            |
| CYPRUS   | 21.000  | 30.440                       |                           |                            |                        |                           |                            |
|  |   | <b>Jumlah/Total</b>          | <b>964.329.380</b>        | <b>1.024.985.046</b>       | <b>Jumlah/Total</b>    | -                         | -                          |
| 6.   | 1513299600<br><i>Oth fractions of<br/>refined palm<br/>kernel oil</i> | TONGA                        | -                         | -                          | -                      | -                         | -                          |
|  |   | <b>Jumlah/Total</b>          | -                         | -                          | <b>Jumlah/Total</b>    | -                         | -                          |
| <b>Total Minyak Inti Sawit</b>                               |   |                              | <b>1.078.357.554</b>      | <b>1.151.107.322</b>       |                        | <b>16</b>                 | <b>409</b>                 |
| <b>Total Minyak inti sawit dan Minyak Inti Sawit Lainnya</b> |   |                              | <b>1.479.624.270</b>      | <b>1.540.407.511</b>       |                        | <b>16</b>                 | <b>409</b>                 |

**DIREKTORAT JENDERAL PERKEBUNAN**  
*Directorate General of Estate Crops*

Sumber/Source :  
Badan Pusat Statistik/Central Bureau of Statistics

**Tabel 38. Perkembangan Harga Bulanan Kelapa Sawit di Pasar Domestik Tahun 2014**  
**Table Monthly Price Trend of Palm Oil In Domestic Market, 2014**

| No. | Komoditas          | Unit  | 2014   |        |       |        |        |       |        |        |       |       |        |        | Rata-Rata |
|-----|--------------------|-------|--------|--------|-------|--------|--------|-------|--------|--------|-------|-------|--------|--------|-----------|
|     |                    |       | Jan    | Feb    | Mar   | Aprl   | Mei    | Juni  | Juli   | Agsts  | Sept  | Okt   | Nov    | Des    |           |
| 1.  | Kelapa Sawit (TBS) | Rp/Kg | 1.644  | 1.746  | 1.715 | 1.761  | 1.718  | 1.698 | 1.728  | 1.564  | 1.556 | 1.617 | 1.457  | 1.449  | 1.638     |
| 2.  | Kelapa Sawit (CPO) | Rp/Kg | 11.676 | 10.236 | 8.456 | 10.692 | 10.535 | 9.388 | 10.535 | 10.007 | 9.579 | 9.427 | 10.213 | 10.252 | 10.083    |

**DIREKTORAT JENDERAL PERKEBUNAN**  
*Directorate General of Estate Crops*

SUMBER/Source : DITJEN PPHP, Kementerian Pertanian

**Tabel 39. Perkembangan Harga Bulanan Minyak Kelapa Sawit di Pasar Dunia Tahun 2014**  
**Table Monthly Price Trend of Crude Palm Oil In World Market, 2014**

| Komoditas             | Terminal  | Bulan     | Range     | Unit (\$/mt) |
|-----------------------|-----------|-----------|-----------|--------------|
| Sawit (CPO)           | TOCOM     | Januari   | Tertinggi | 905,0        |
|                       |           |           | Terendah  | 842,5        |
|                       |           | Februari  | Tertinggi | 952,5        |
|                       |           |           | Terendah  | 855,0        |
|                       |           | Maret     | Tertinggi | 992,5        |
|                       |           |           | Terendah  | 872,5        |
|                       |           | April     | Tertinggi | 920,0        |
|                       |           |           | Terendah  | 895,0        |
|                       |           | Mei       | Tertinggi | 905,0        |
|                       |           |           | Terendah  | 875,0        |
|                       |           | Juni      | Tertinggi | 875,0        |
|                       |           |           | Terendah  | 832,5        |
|                       |           | Juli      | Tertinggi | 992,5        |
|                       |           |           | Terendah  | 725,0        |
|                       |           | Agustus   | Tertinggi | 992,5        |
|                       |           |           | Terendah  | 725,0        |
|                       |           | September | Tertinggi | 992,5        |
|                       |           |           | Terendah  | 725,0        |
|                       |           | Oktober   | Tertinggi | 765,0        |
|                       |           |           | Terendah  | 697,5        |
|                       |           | November  | Tertinggi | 830,0        |
|                       |           |           | Terendah  | 705,0        |
|                       |           | Desember  | Tertinggi | 730,0        |
|                       |           |           | Terendah  | 655,0        |
| Rata -Rata Tahun 2014 | Tertinggi | 904,4     |           |              |
|                       | Terendah  | 783,8     |           |              |

**DIREKTORAT JENDERAL PERKEBUNAN**  
*Directorate General of Estate Crops*

Keterangan/Note

TOCOM : Tokyo Commodity Exchange

Sumber : Bloomberg (Diolah Oleh Ditjen PPHP)

**Tabel 40. Perkembangan Harga Bulanan Minyak Sawit dan Minyak Inti Sawit di Pasar Dunia Tahun 2014**  
**Table Monthly Price Trend of Palm Oil And Palm Kernel Oil In World Market, 2014**

| No. | Komoditas       | Unit    | 2014  |       |       |       |       |       |       |       |      |     |     |     | Rata-Rata |
|-----|-----------------|---------|-------|-------|-------|-------|-------|-------|-------|-------|------|-----|-----|-----|-----------|
|     |                 |         | Jan   | Feb   | Mar   | Aprl  | Mei   | Juni  | Juli  | Agsts | Sept | Okt | Nov | Des |           |
| 1.  | Palm oil        | (\$/mt) | 865   | 908   | 961   | 911   | 893   | 857   | 841   | 766   | 709  | 722 | 731 | 693 | 821       |
| 2.  | Palm kernel oil | (\$/mt) | 1.160 | 1.292 | 1.381 | 1.299 | 1.254 | 1.234 | 1.116 | 943   | 904  | 935 | 971 | 968 | 1.121     |

**DIREKTORAT JENDERAL PERKEBUNAN**  
*Directorate General of Estate Crops*

SUMBER/Source : DITJEN PPHP, Kementerian Pertanian