

# STATISTIK PERKEBUNAN INDONESIA

## Tree Crop Estate Statistics Of Indonesia

### 2016 - 2018



# Kapas

## Cotton



**Direktorat Jenderal Perkebunan**  
*Directorate General of Estate Crops*

**Jakarta, Desember 2017**  
*Jakarta, December 2017*

**STATISTIK PERKEBUNAN INDONESIA 2016 -2018**  
**TREE CROP ESTATE STATISTICS OF INDONESIA 2016-2018**



**Naskah / Manuscript**  
**Direktorat Jenderal Perkebunan**  
*Directorate General of Estate Crops*  
**Kementerian Pertanian**  
*Ministry of Agriculture*

**Penasihat / Advisor :**  
Drs. Sigit Wahyudi, MM

**Penyunting / Senior Editors :**  
Dr. Ir. Demitria Dewi Hendaryati, MM.  
Yanuar Arianto, STP., MM

**Staf Penyunting / Editorial Staffs :**  
Widya Khonik Zuraina, S.Si.  
Eko Pudjianto, S.Kom  
Asep Udin, S.Kom.  
Susilo Novianto Damarjati, A.Md.  
Erni Magdalena, SP.

**Diterbitkan oleh / Published by**  
**Sekretariat Direktorat Jenderal Perkebunan / Secretariate of Directorate General of Estate Crops**  
**Direktorat Jenderal Perkebunan / Directorate General of Estate Crops**  
**Kementerian Pertanian / Ministry of Agriculture**  
<http://ditjenbun.pertanian.go.id>

# Kata Pengantar



**K**omoditas perkebunan merupakan andalan bagi pendapatan nasional dan devisa negara Indonesia, yang dapat dilihat dari nilai ekspor komoditas perkebunan, pada Tahun 2016 total ekspor perkebunan mencapai US\$ 22,118 milyar atau setara dengan Rp. 287,534 triliun (asumsi 1 US \$=Rp.13.000). Kontribusi sub sektor perkebunan terhadap perekonomian nasional semakin meningkat dan diharapkan dapat memperkokoh pembangunan perkebunan secara menyeluruh. Agar informasi perkebunan dapat tersebar secara luas, setiap tahun diterbitkan Buku Statistik Perkebunan Indonesia yang menyajikan data secara handal, sah, objektif, mutakhir dan konsisten.

**S**tatistik Perkebunan Indonesia Tahun 2016-2018 menyajikan data luas areal, produksi, produktivitas baik secara nasional maupun provinsi menurut status pengusahaannya yaitu Perkebunan Rakyat, Perkebunan Besar Negara dan Perkebunan Besar Swasta. Penyajian data juga dilengkapi dengan data ekspor dan impor untuk masing-masing komoditas yang mencakup negara tujuan/asal, volume dan nilai, harga di dalam dan luar negeri serta untuk beberapa komoditas tertentu disajikan data keseimbangan dunia.

**D**ata yang disajikan merupakan hasil sinkronisasi dan validasi data statistik perkebunan 2016-2018 yang dilaksanakan secara berjenjang dari tingkat kabupaten sampai tingkat nasional dengan mengacu pada Pedoman Pengelolaan Data Komoditas Perkebunan yang diterbitkan Direktorat Jenderal Perkebunan. Data tersebut meliputi angka tetap (ATAP) Tahun 2016, angka sementara (ASEM) Tahun 2017 dan angka estimasi (AESTI) Tahun 2018. Data yang disajikan bersumber dari data primer yang dikumpulkan dari dinas yang membidangi perkebunan di provinsi dan data sekunder yang dikutip dari data yang diterbitkan oleh Badan Pusat Statistik (BPS), Kementerian Perindustrian, Kementerian Perdagangan, Bank Indonesia, dan publikasi yang diterbitkan oleh asosiasi-asosiasi perkebunan baik dalam maupun luar negeri.

**B**uku ini dapat diterbitkan, atas dukungan dan kerjasama yang baik dari berbagai pihak. Untuk itu, pada kesempatan ini, kami mengucapkan terima kasih atas dukungan dan kerjasama tersebut. Kami menyadari bahwa buku yang diterbitkan ini belum sempurna. Untuk itu, kritik dan saran yang sifatnya membangun sangat diharapkan sebagai bahan masukan dalam perbaikan penerbitan di masa datang.

**P**ublikasi ini disajikan tidak hanya dalam bentuk hard copy namun dapat dengan mudah diperoleh atau diakses melalui website Direktorat Jenderal Perkebunan di alamat <http://ditjenbun.pertanian.go.id>.

**S**emoga apa yang disajikan dalam buku ini dapat digunakan oleh berbagai kalangan dan para pengguna data serta dapat dijadikan acuan dalam pengambilan kebijakan.

Jakarta, Desember 2017  
DIREKTUR JENDERAL PERKEBUNAN



Bambang

NIP. 19651108 199103 1 010

# Preface



**T**he estate crop commodities is the mainstay of national income and Indonesia's foreign exchange which can be seen from export value of the estate crop commodities. In 2016, total export of the estate crops was US \$ 22.188 billion or equivalent to Rp. 287.534 trillion (assumed 1 US \$ = Rp. 13,000). The contribution of estate crops sub sector to the national economy tends to increase from year to year and expected to strengthen overall national development. Furthermore, to spread estate crops information widely, The Estate Crop Statistics of Indonesia is published every year that presented reliable, valid, objective, up to date and consistent data.

**T**he Estate Crop Statistics of Indonesia 2016 - 2018 presents area, production and productivity data by province and district level of smallholder, government and private estates. It is completed by volume, value of both export and import data, price data for domestic and world market and also world balance data for some commodities.


**D**ata presented are the result of synchronization and validation of the estate crop statistical data 2016-2018 which are held hierarchical from the district to the national level by using guidelines of data management of estate crop commodities. In this edition, data of the 2016 are presented as fixed data, data of the 2017 are the preliminary data and data of the 2018 are the estimation. The primary data were collected from the Estate Crops Province Level and the secondary data were collected from related institution such as Board of Central Statistics, Ministry of Industry, Ministry of Trade, Central Bank of Indonesia, the publication of Estate Commodity Associations and others.

**I**t would have been impossible to compile this book without substantial support and contribution from many institutions. At this opportunity, we would like to thank all for support and cooperation. We realize that the publication still needs further improvement. We would greatly appreciate comments and suggestions for future improvement.

**T**his publication is presented not only in hard copy but also can be easily obtained or accessible through website of the Directorate General of Estate Crops at address <http://ditjenbun.pertanian.go.id>

**H**opefully this publication will have high values for users and references for policy makers.

Jakarta, December 2017  
DIRECTOR GENERAL OF ESTATE CROPS



Bambang  
NIP. 19651108 199103 1 010

# Daftar Isi

## Contents

Kata Pengantar

*Preface* ..... iii

Daftar Isi

*Contents* ..... v

Daftar Gambar

*List of Figures* ..... vi

Daftar Tabel

*List of Tables* ..... vii

# Daftar Gambar

## List of Figures

Gambar 1. Perbandingan Luas Areal dan Produksi **Kapas** Menurut Status Pengusahaan Tahun 2016

*Figure Area and Production Comparison Graph of Cotton by Farming Category, 2016 ..... 1*

Gambar 2. Perkembangan Luas Areal, Produksi, Produktivitas dan Volume Ekspor-Import **Kapas** Tahun 2012 – 2016

*Figure Area, Production, Productivity and Export-Import Volume Trend Graph of Cotton, 2012–2016 ..... 2*

# Daftar Tabel

## List of Tables

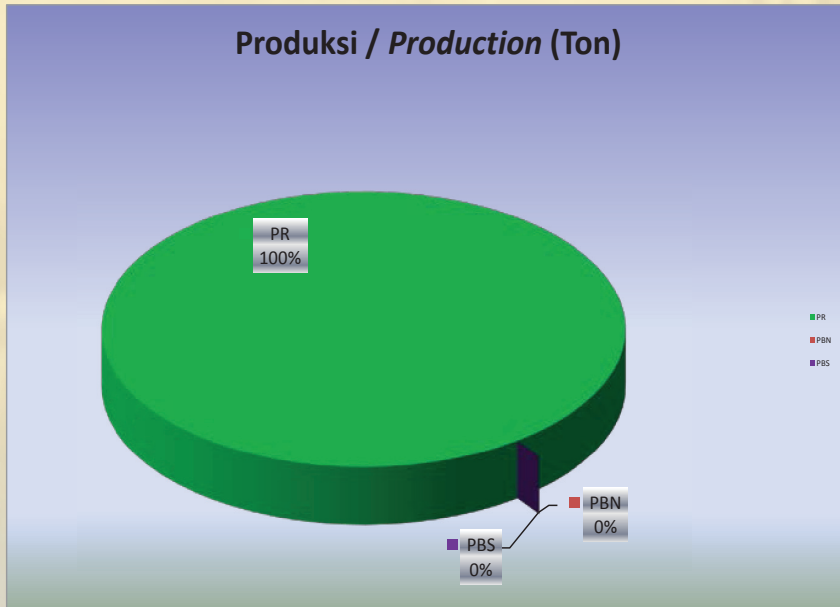
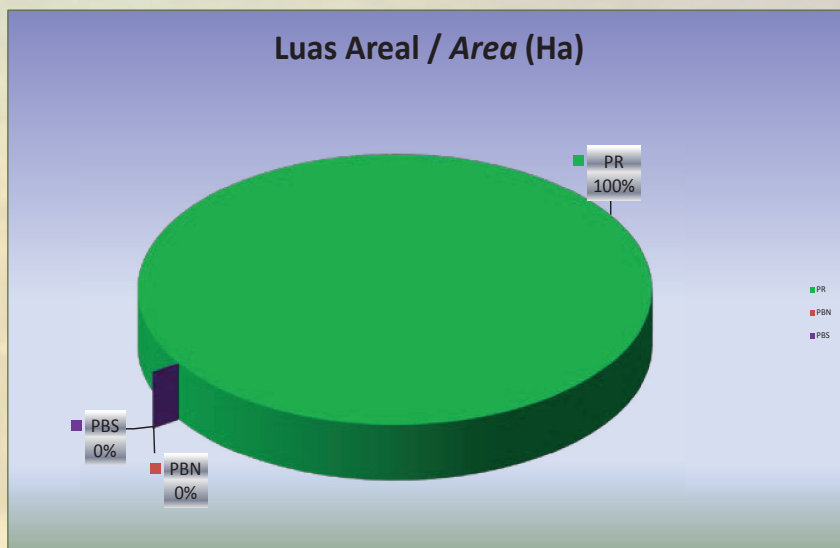
|              |  |          |
|--------------|--|----------|
| Tabel 1.     | Luas Areal dan Produksi <b>Kapas</b> Menurut Status Pengusahaan Tahun 1969 - 2018          |          |
| <i>Table</i> | <i>Area and Cotton Production by Farming Category, 1969 – 2018 ....</i>                    | <b>3</b> |
| Tabel 2.     | Volume dan Nilai Ekspor-Impor <b>Kapas</b> Tahun 1969 – 2016                               |          |
| <i>Table</i> | <i>Export - Import Volume and Value of Cotton, 1969 – 2016 .....</i>                       | <b>4</b> |
| Tabel 3.     | Luas Tanam dan Produksi <b>Kapas</b> Menurut Provinsi dan Status Pengusahaan Tahun 2016    |          |
| <i>Table</i> | <i>Planted Area and Cotton Production by Province and Farming Category, 2016 .....</i>     | <b>5</b> |
| Tabel 4.     | Luas Tanam dan Produksi <b>Kapas</b> Menurut Provinsi dan Status Pengusahaan Tahun 2017*)  |          |
| <i>Table</i> | <i>Planted Area and Cotton Production by Province and Farming Category, 2017*) .....</i>   | <b>6</b> |
| Tabel 5.     | Luas Tanam dan Produksi <b>Kapas</b> Menurut Provinsi dan Status Pengusahaan Tahun 2018**) |          |
| <i>Table</i> | <i>Planted Area and Cotton Production by Province and Farming Category, 2018**) .....</i>  | <b>7</b> |
| Tabel 6.     | Luas Panen dan Produksi <b>Kapas</b> Menurut Provinsi dan Status Pengusahaan Tahun 2016    |          |

|              |   |           |
|--------------|---|-----------|
| <i>Table</i> | <i>Harvested Area and Cotton Production by Province and Farming Category, 2016 .....</i>  | <b>8</b>  |
| Tabel 7.     | Luas Panen dan Produksi <b>Kapas</b> Menurut Provinsi dan Status Pengusahaan Tahun 2017*)   |           |
| <i>Table</i> | <i>Harvested Area and Cotton Production by Province and Farming Category, 2017*).....</i>   | <b>9</b>  |
| Tabel 8.     | Luas Panen dan Produksi <b>Kapas</b> Menurut Provinsi dan Status Pengusahaan Tahun 2018**)  |           |
| <i>Table</i> | <i>Harvested Area and Cotton Production by Province and Farming Category, 2018**) .....</i>   | <b>10</b> |
| Tabel 9.     | Luas Areal dan Produksi <b>Kapas</b> Perkebunan Rakyat, Besar Negara dan Besar Swasta (PR + PBN + PBS) Menurut Provinsi dan Keadaan Tanaman Tahun 2016    |           |
| <i>Table</i> | <i>Area and Cotton Production of Smallholder, Government and Private Estate by Province and Tree Crop Classification, 2016 .....</i>                      | <b>11</b> |
| Tabel 10.    | Luas Areal dan Produksi <b>Kapas</b> Perkebunan Rakyat, Besar Negara dan Besar Swasta (PR + PBN + PBS) Menurut Provinsi dan Keadaan Tanaman Tahun 2017*)  |           |
| <i>Table</i> | <i>Area and Cotton Production of Smallholder, Government and Private Estate by Province and Tree Crop Classification, 2017*) ....</i>                     | <b>12</b> |
| Tabel 11.    | Luas Areal dan Produksi <b>Kapas</b> Perkebunan Rakyat, Besar Negara dan Besar Swasta (PR + PBN + PBS) Menurut Provinsi dan Keadaan Tanaman Tahun 2018**) |           |
| <i>Table</i> | <i>Area and Cotton Production of Smallholder, Government and Private Estate by Province and Tree Crop Classification, 2018**) ..</i>                      | <b>13</b> |

|              |   |           |
|--------------|---|-----------|
| Tabel 12.    | Luas Areal dan Produksi <b>Kapas</b> Perkebunan Rakyat Menurut Provinsi dan Keadaan Tanaman Tahun 2016    |           |
| <i>Table</i> | <i>Area and Cotton Production of Smallholder by Province and Tree Crop Classification, 2016</i> .....     | <b>14</b> |
| Tabel 13.    | Luas Areal dan Produksi <b>Kapas</b> Perkebunan Rakyat Menurut Kabupaten dan Keadaan Tanaman Tahun 2016   |           |
| <i>Table</i> | <i>Area and Cotton Production of Smallholder by District and Tree Crop Classification, 2016</i> .....     | <b>15</b> |
| Tabel 14.    | Luas Areal dan Produksi <b>Kapas</b> Perkebunan Rakyat Menurut Provinsi dan Keadaan Tanaman Tahun 2017*)  |           |
| <i>Table</i> | <i>Area and Cotton Production of Smallholder by Province and Tree Crop Classification, 2017*)</i> .....   | <b>17</b> |
| Tabel 15.    | Luas Areal dan Produksi <b>Kapas</b> Perkebunan Rakyat Menurut Provinsi dan Keadaan Tanaman Tahun 2018**) |           |
| <i>Table</i> | <i>Area and Cotton Production of Smallholder by Province and Tree Crop Classification, 2018**)</i> .....  | <b>18</b> |
| Tabel 16.    | Volume dan Nilai Ekspor-Import <b>Kapas</b> Menurut Negara Tujuan dan Asal Tahun 2016                     |           |
| <i>Table</i> | <i>Export - Import Volume and Value of Cotton by Destination and Origin Country, 2016</i> .....           | <b>19</b> |
| Tabel 17.    | Perkembangan Harga Rata-rata Tahunan Kapas di Pasar Domestik Tahun 2008-2017                              |           |
| <i>Table</i> | <i>Annually Average Price Trend of Cotton in Domestic Market, 2008 2017</i> .....                         | <b>22</b> |

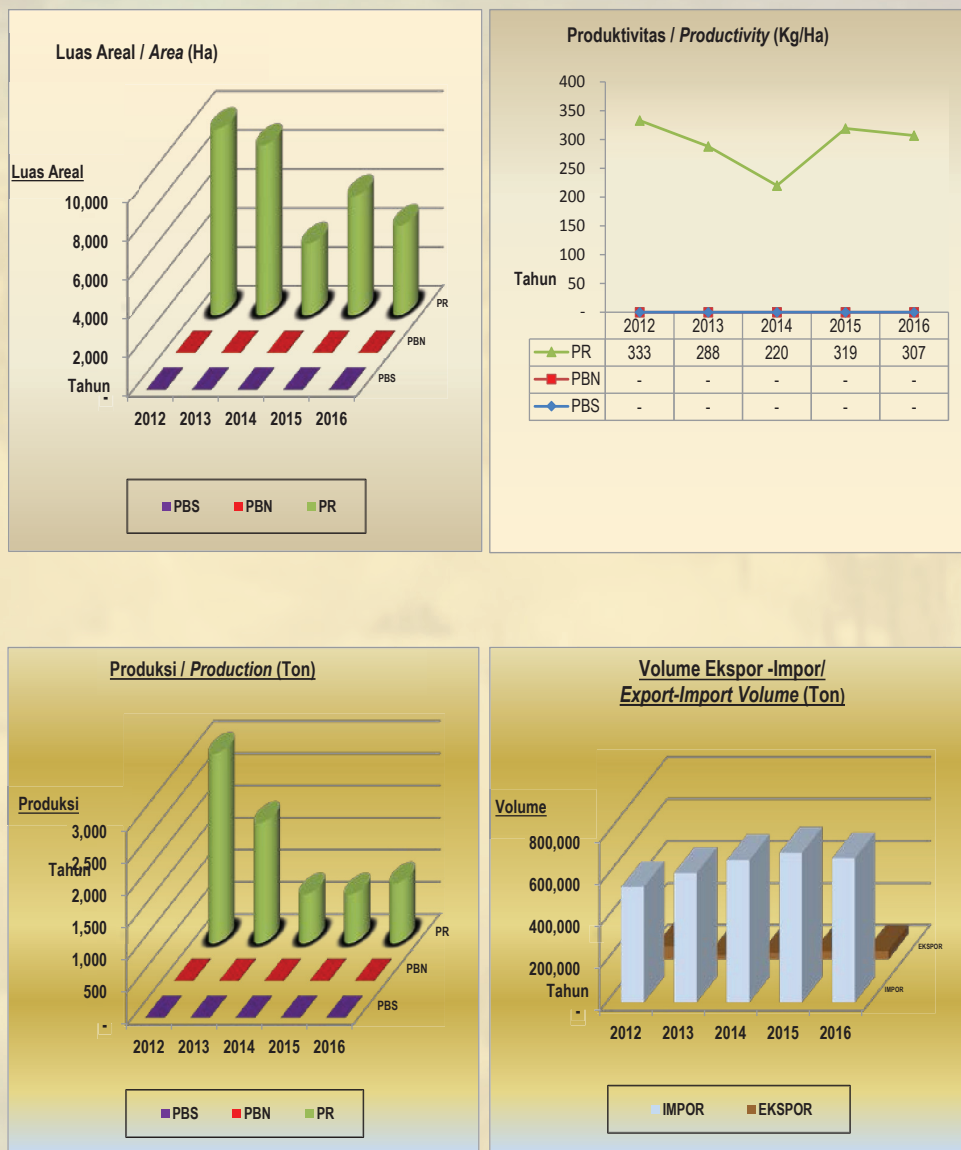
**Gambar Perbandingan Luas Areal dan Produksi Kapas Menurut Status Pengusahaan Tahun 2016**

*Figure Area and Production Comparison Graph of Cotton by Farming Category, 2016*



**Gambar** Perkembangan Luas Areal, Produksi, Produktivitas dan Volume Ekspor-Impor Kapas Tahun 2012 - 2016

**Figure** Area, Production, Productivity and Export-Import Volume Trend Graph of Cotton, 2012 - 2016



**Tabel 1. Luas Areal dan Produksi Kapas Menurut Status Pengusahaan Tahun 1969-2018**

Table Area and Cotton Production by Farming Category, 1969-2018

| Tahun /<br>Year | Luas Areal / Area ( Ha ) |                     |                  |                   | Produksi / Production ( Ton ) |                     |                  |                   |
|-----------------|--------------------------|---------------------|------------------|-------------------|-------------------------------|---------------------|------------------|-------------------|
|                 | PR /<br>Smallholder      | PBN /<br>Government | PBS /<br>Private | Jumlah /<br>Total | PR /<br>Smallholder           | PBN /<br>Government | PBS /<br>Private | Jumlah /<br>Total |
| 1969            | 10,790                   | 752                 | -                | 11,542            | 2,416                         | 728                 | -                | 3,144             |
| 1970            | 1,352                    | 978                 | -                | 2,330             | 2,576                         | 525                 | -                | 3,101             |
| 1971            | 7,352                    | 994                 | -                | 8,346             | 1,620                         | 520                 | -                | 2,140             |
| 1972            | 7,234                    | 1,002               | -                | 8,236             | 1,002                         | 680                 | -                | 1,682             |
| 1973            | 10,107                   | 3,415               | -                | 13,522            | 1,162                         | 1,448               | -                | 2,610             |
| 1974            | 11,586                   | 6,402               | -                | 17,988            | 2,925                         | 3,315               | -                | 6,240             |
| 1975            | 1,152                    | 7,400               | -                | 8,552             | 2,465                         | 2,686               | -                | 5,151             |
| 1976            | 2,945                    | 3,923               | -                | 6,868             | 867                           | 1,782               | -                | 2,649             |
| 1977            | 297                      | 1,487               | -                | 1,784             | 179                           | 1,386               | -                | 1,565             |
| 1978            | 827                      | 418                 | -                | 1,245             | 476                           | 428                 | -                | 904               |
| 1979            | 4,560                    | 1,318               | -                | 5,878             | 3,792                         | 1,411               | -                | 5,203             |
| 1980            | 15,016                   | 4,001               | 1,200            | 20,217            | 9,842                         | 3,907               | 272              | 14,021            |
| 1981            | 2,443                    | 184                 | 2,529            | 5,156             | 13,721                        | 247                 | 1,551            | 15,519            |
| 1982            | 31,974                   | 178                 | 2,554            | 34,706            | 12,648                        | 80                  | 156              | 12,884            |
| 1983            | 35,133                   | 211                 | 935              | 36,279            | 13,151                        | 68                  | 946              | 14,165            |
| 1984            | 42,344                   | 323                 | 580              | 43,247            | 23,680                        | 194                 | 348              | 24,222            |
| 1985            | 50,110                   | 343                 | 580              | 51,033            | 24,467                        | 207                 | 350              | 25,024            |
| 1986            | 35,371                   | 1,137               | 150              | 36,658            | 18,845                        | 13                  | 94               | 18,952            |
| 1987            | 29,548                   | -                   | 150              | 29,698            | 18,146                        | -                   | 94               | 18,240            |
| 1988            | 34,553                   | 336                 | 150              | 35,039            | 7,150                         | 66                  | 27               | 7,243             |
| 1989            | 20,907                   | 313                 | 150              | 21,370            | 13,083                        | 56                  | 27               | 13,166            |
| 1990            | 20,859                   | -                   | -                | 20,859            | 11,561                        | -                   | -                | 11,561            |
| 1991            | 25,430                   | -                   | -                | 25,430            | 13,443                        | -                   | -                | 13,443            |
| 1992            | 33,267                   | -                   | -                | 33,267            | 12,670                        | -                   | -                | 12,670            |
| 1993            | 33,775                   | -                   | -                | 33,775            | 13,772                        | -                   | -                | 13,772            |
| 1994            | 34,724                   | -                   | -                | 34,724            | 14,260                        | -                   | -                | 14,260            |
| 1995            | 32,342                   | -                   | -                | 32,342            | 7,522                         | -                   | -                | 7,522             |
| 1996            | 34,002                   | -                   | -                | 34,002            | 7,710                         | -                   | -                | 7,710             |
| 1997            | 26,541                   | -                   | -                | 26,541            | 5,870                         | -                   | -                | 5,870             |
| 1998            | 19,094                   | -                   | -                | 19,094            | 5,337                         | -                   | -                | 5,337             |
| 1999            | 17,549                   | -                   | -                | 17,549            | 4,039                         | -                   | -                | 4,039             |
| 2000            | 11,553                   | -                   | -                | 11,553            | 3,786                         | -                   | -                | 3,786             |
| 2001            | 10,370                   | -                   | 345              | 10,715            | 7,033                         | -                   | -                | 7,033             |
| 2002            | 9,337                    | -                   | 35               | 9,372             | 6,453                         | -                   | -                | 6,453             |
| 2003            | 6,357                    | -                   | -                | 6,357             | 3,440                         | -                   | -                | 3,440             |
| 2004            | 7,720                    | -                   | -                | 7,720             | 3,157                         | -                   | -                | 3,157             |
| 2005            | 5,982                    | -                   | -                | 5,982             | 2,241                         | -                   | -                | 2,241             |
| 2006            | 6,263                    | -                   | -                | 6,263             | 1,627                         | -                   | -                | 1,627             |
| 2007            | 13,737                   | -                   | -                | 13,737            | 12,768                        | -                   | -                | 12,768            |
| 2008            | 11,729                   | -                   | -                | 11,729            | 3,858                         | -                   | -                | 3,858             |
| 2009            | 12,622                   | -                   | -                | 12,622            | 3,145                         | -                   | -                | 3,145             |
| 2010            | 10,194                   | -                   | -                | 10,194            | 3,174                         | -                   | -                | 3,174             |
| 2011            | 10,238                   | -                   | -                | 10,238            | 2,275                         | -                   | -                | 2,275             |
| 2012            | 9,565                    | -                   | -                | 9,565             | 2,948                         | -                   | -                | 2,948             |
| 2013            | 8,738                    | -                   | -                | 8,738             | 1,871                         | -                   | -                | 1,871             |
| 2014            | 3,670                    | -                   | -                | 3,670             | 761                           | -                   | -                | 761               |
| 2015            | 6,118                    | -                   | -                | 6,118             | 759                           | -                   | -                | 759               |
| 2016            | 4,600                    | -                   | -                | 4,600             | 932                           | -                   | -                | 932               |
| 2017*)          | 5,833                    | -                   | -                | 5,833             | 519                           | -                   | -                | 519               |
| 2018**)         | 6,368                    | -                   | -                | 6,368             | 891                           | -                   | -                | 891               |

Keterangan / Note :

1. Angka Sementara / Preliminary \*)
2. Angka Estimasi / Estimation \*\*)

Direktorat Jenderal Perkebunan  
Directorate General of Estate Crops

**Tabel 2. Volume dan Nilai Ekspor – Impor Kapas Tahun 1969-2016****Table Export - Import Volume and Value of Cotton, 1969-2016**

| Tahun /<br>Year | Ekspor                   |                            | Impor                    |                            |
|-----------------|--------------------------|----------------------------|--------------------------|----------------------------|
|                 | Volume / Volume<br>(Ton) | Nilai / Value<br>(000 U\$) | Volume / Volume<br>(Ton) | Nilai / Value<br>(000 U\$) |
| 1969            | 525                      | 2                          | -                        | -                          |
| 1970            | 81                       | 1                          | 18,111                   | 10,329                     |
| 1971            | 418                      | 8                          | 24,372                   | 4,545                      |
| 1972            | 429                      | 6                          | 26,677                   | 751                        |
| 1973            | 552                      | 10                         | 25,689                   | 9,606                      |
| 1974            | 1,169                    | 7                          | -                        | -                          |
| 1975            | 260                      | 11                         | -                        | -                          |
| 1976            | 980                      | 78                         | 68,488                   | 95,462                     |
| 1977            | 1,857                    | 153                        | 68,731                   | 111,785                    |
| 1978            | 100                      | 9                          | 92,322                   | 24,641                     |
| 1979            | 975                      | 138                        | 152,118                  | 136,775                    |
| 1980            | 1,337                    | 132                        | 119,735                  | 197,929                    |
| 1981            | 699                      | 570                        | 99,143                   | 184,745                    |
| 1982            | 3,285                    | 306                        | 113,294                  | 173,833                    |
| 1983            | 6,528                    | 59                         | 115,661                  | 175,179                    |
| 1984            | 6,666                    | 305                        | 125,390                  | 214,469                    |
| 1985            | 4,466                    | 217                        | 129,614                  | 179,986                    |
| 1986            | 12,177                   | 546                        | 171,438                  | 171,552                    |
| 1987            | 14,827                   | 1,406                      | 211,728                  | 265,835                    |
| 1988            | 4,194                    | 442                        | 196,058                  | 301,880                    |
| 1989            | 8,338                    | 820                        | 265,881                  | 376,697                    |
| 1990            | 11,603                   | 3,117                      | 344,338                  | 485,059                    |
| 1991            | 20,140                   | 6,401                      | 357,026                  | 634,268                    |
| 1992            | 14,366                   | 10,067                     | 434,578                  | 667,648                    |
| 1993            | 27,585                   | 4,888                      | 416,662                  | 556,968                    |
| 1994            | 13,701                   | 11,134                     | 443,657                  | 701,970                    |
| 1995            | 18,819                   | 23,427                     | 452,760                  | 923,159                    |
| 1996            | 15,246                   | 15,647                     | 500,341                  | 981,708                    |
| 1997            | 13,031                   | 18,416                     | 465,526                  | 816,509                    |
| 1998            | 7,815                    | 12,898                     | 453,675                  | 763,009                    |
| 1999            | 8,910                    | 11,390                     | 465,183                  | 672,262                    |
| 2000            | 21,249                   | 19,812                     | 562,575                  | 728,651                    |
| 2001            | 29,453                   | 18,495                     | 759,576                  | 1,065,615                  |
| 2002            | 28,775                   | 19,098                     | 630,391                  | 707,433                    |
| 2003            | 48,945                   | 52,292                     | 525,725                  | 645,838                    |
| 2004            | 35,844                   | 50,396                     | 451,331                  | 681,474                    |
| 2005            | 43,603                   | 50,379                     | 468,135                  | 581,610                    |
| 2006            | 86,991                   | 46,527                     | 474,517                  | 623,989                    |
| 2007            | 67,299                   | 49,981                     | 595,709                  | 803,752                    |
| 2008            | 36,998                   | 47,637                     | 733,929                  | 1,225,261                  |
| 2009            | 28,167                   | 35,151                     | 577,001                  | 790,669                    |
| 2010            | 36,709                   | 45,998                     | 616,110                  | 1,158,103                  |
| 2011            | 61,977                   | 25,519                     | 549,578                  | 1,798,406                  |
| 2012            | 20,883                   | 37,529                     | 615,101                  | 1,345,889                  |
| 2013            | 30,637                   | 45,617                     | 676,682                  | 1,357,597                  |
| 2014            | 38,081                   | 44,400                     | 711,747                  | 1,415,959                  |
| 2015            | 34,202                   | 37,089                     | 679,455                  | 1,100,305                  |
| 2016            | 41,392                   | 47,231                     | 685,324                  | 1,099,509                  |

Sumber / Source :  
Badan Pusat Statistik (BPS)

Direktorat Jenderal Perkebunan  
Directorate General of Estate Crops

**Tabel 3. Luas Tanam dan Produksi Kapas Menurut Provinsi dan Status Pengusahaan Tahun 2016**

*Table Planted Area and Cotton Production by Province and Farming Category, 2016*

| No. | Provinsi / Province             | Perkebunan Rakyat<br><i>Smallholder</i> |  | Perkebunan Negara<br><i>Government Estate</i> |  | Perkebunan Swasta<br><i>Private Estate</i> |  | Jumlah /<br><i>Total</i>        |  |
|-----|---------------------------------|---|--|---|--|--|--|---------------------------------|--|
|     |                                 | Tanam<br><i>Planted</i><br>(Ha)         | Produksi /<br><i>Production</i><br>(Ton) | Tanam<br><i>Planted</i><br>(Ha)               | Produksi /<br><i>Production</i><br>(Ton) | Tanam<br><i>Planted</i><br>(Ha)            | Produksi /<br><i>Production</i><br>(Ton) | Tanam<br><i>Planted</i><br>(Ha) | Produksi /<br><i>Production</i><br>(Ton) |
| 1   | ACEH                            | -                                       | -  | -   | -  | -  | -  | -                               | -  |
| 2   | SUMATERA UTARA                  | -                                       | -  | -   | -  | -  | -  | -                               | -  |
| 3   | SUMATERA BARAT                  | -                                       | -  | -   | -  | -  | -  | -                               | -  |
| 4   | R I A U                         | -                                       | -  | -   | -  | -  | -  | -                               | -  |
| 5   | KEPULAUAN RIAU                  | -                                       | -  | -   | -  | -  | -  | -                               | -  |
| 6   | J A M B I                       | -                                       | -  | -   | -  | -  | -  | -                               | -  |
| 7   | SUMATERA SELATAN                | -                                       | -  | -   | -  | -  | -  | -                               | -  |
| 8   | BANGKA BELITUNG                 | -                                       | -  | -   | -  | -  | -  | -                               | -  |
| 9   | BENGGULU                        | -                                       | -  | -   | -  | -  | -  | -                               | -  |
| 10  | LAMPUNG                         | -                                       | -  | -   | -  | -  | -  | -                               | -  |
|     | <b>SUMATERA</b>                 | -                                       | -  | -   | -  | -  | -  | -                               | -  |
| 11  | D.K.I. JAKARTA                  | -                                       | -  | -   | -  | -  | -  | -                               | -  |
| 12  | JAWA BARAT                      | -                                       | -  | -   | -  | -  | -  | -                               | -  |
| 13  | BANTEN                          | -                                       | -  | -   | -  | -  | -  | -                               | -  |
| 14  | JAWA TENGAH                     | 203                                     | 14                                       | -   | -  | -  | -  | 203                             | 14                                       |
| 15  | D.I. YOGYAKARTA                 | -                                       | -  | -   | -  | -  | -  | -                               | -  |
| 16  | JAWA TIMUR                      | 152                                     | 50                                       | -   | -  | -  | -  | 152                             | 50                                       |
|     | <b>JAWA</b>                     | <b>355</b>                              | <b>64</b>                                | -   | -  | -  | -  | <b>355</b>                      | <b>64</b>                                |
| 17  | B A L I                         | 80                                      | 34                                       | -   | -  | -  | -  | 80                              | 34                                       |
| 18  | NUSA TENGGARA BARAT             | 200                                     | 69                                       | -   | -  | -  | -  | 200                             | 69                                       |
| 19  | NUSA TENGGARA TIMUR             | 95                                      | 69                                       | -   | -  | -  | -  | 95                              | 69                                       |
|     | <b>NUSA TENGGARA &amp; BALI</b> | <b>375</b>                              | <b>172</b>                               | -   | -  | -  | -  | <b>375</b>                      | <b>172</b>                               |
| 20  | KALIMANTAN BARAT                | -                                       | -  | -   | -  | -  | -  | -                               | -  |
| 21  | KALIMANTAN TENGAH               | -                                       | -  | -   | -  | -  | -  | -                               | -  |
| 22  | KALIMANTAN SELATAN              | -                                       | -  | -   | -  | -  | -  | -                               | -  |
| 23  | KALIMANTAN TIMUR                | -                                       | -  | -   | -  | -  | -  | -                               | -  |
|     | <b>KALIMANTAN</b>               | -                                       | -  | -   | -  | -  | -  | -                               | -  |
| 24  | SULAWESI UTARA                  | -                                       | -  | -   | -  | -  | -  | -                               | -  |
| 25  | GORONTALO                       | -                                       | -  | -   | -  | -  | -  | -                               | -  |
| 26  | SULAWESI TENGAH                 | -                                       | -  | -   | -  | -  | -  | -                               | -  |
| 27  | SULAWESI SELATAN                | 3,870                                   | 696                                      | -   | -  | -  | -  | 3,870                           | 696                                      |
| 28  | SULAWESI BARAT                  | -                                       | -  | -   | -  | -  | -  | -                               | -  |
| 29  | SULAWESI TENGGARA               | -                                       | -  | -   | -  | -  | -  | -                               | -  |
|     | <b>SULAWESI</b>                 | <b>3,870</b>                            | <b>696</b>                               | -   | -  | -  | -  | <b>3,870</b>                    | <b>696</b>                               |
| 30  | M A L U K U                     | -                                       | -  | -   | -  | -  | -  | -                               | -  |
| 31  | MALUKU UTARA                    | -                                       | -  | -   | -  | -  | -  | -                               | -  |
| 32  | P A P U A                       | -                                       | -  | -   | -  | -  | -  | -                               | -  |
| 33  | PAPUA BARAT                     | -                                       | -  | -   | -  | -  | -  | -                               | -  |
|     | <b>MALUKU &amp; PAPUA</b>       | -                                       | -  | -   | -  | -  | -  | -                               | -  |
|     | <b>INDONESIA</b>                | <b>4,600</b>                            | <b>932</b>                               | -   | -  | -  | -  | <b>4,600</b>                    | <b>932</b>                               |

Keterangan / Note :

1. Angka Tetap / Fixed
2. Wujud Produksi / Production : Serat Berbiji / Cotton Fibre and Seeds

Direktorat Jenderal Perkebunan  
Directorate General of Estate Crops

**Tabel 4. Luas Tanam dan Produksi Kapas Menurut Provinsi dan Status Pengusahaan Tahun 2017 \*)**

*Table Planted Area and Cotton Production by Province and Farming Category, 2017 \*)*

| No. | Provinsi / Province             | Perkebunan Rakyat<br><i>Smallholder</i> |                                   | Perkebunan Negara<br><i>Government Estate</i> |                                   | Perkebunan Swasta<br><i>Private Estate</i> |                                   | Jumlah /<br><i>Total</i> |                                   |
|-----|---------------------------------|---|-----------------------------------|---|-----------------------------------|--|-----------------------------------|--------------------------|-----------------------------------|
|     |                                 | Tanam<br>Planted<br>(Ha)                | Produksi /<br>Production<br>(Ton) | Tanam<br>Planted<br>(Ha)                      | Produksi /<br>Production<br>(Ton) | Tanam<br>Planted<br>(Ha)                   | Produksi /<br>Production<br>(Ton) | Tanam<br>Planted<br>(Ha) | Produksi /<br>Production<br>(Ton) |
| 1   | ACEH                            | -                                       | -                                 | -   | -                                 | -  | -                                 | -                        | -                                 |
| 2   | SUMATERA UTARA                  | -                                       | -                                 | -   | -                                 | -  | -                                 | -                        | -                                 |
| 3   | SUMATERA BARAT                  | -                                       | -                                 | -   | -                                 | -  | -                                 | -                        | -                                 |
| 4   | R I A U                         | -                                       | -                                 | -   | -                                 | -  | -                                 | -                        | -                                 |
| 5   | KEPULAUAN RIAU                  | -                                       | -                                 | -   | -                                 | -  | -                                 | -                        | -                                 |
| 6   | J A M B I                       | -                                       | -                                 | -   | -                                 | -  | -                                 | -                        | -                                 |
| 7   | SUMATERA SELATAN                | -                                       | -                                 | -   | -                                 | -  | -                                 | -                        | -                                 |
| 8   | BANGKA BELITUNG                 | -                                       | -                                 | -   | -                                 | -  | -                                 | -                        | -                                 |
| 9   | BENGKULU                        | -                                       | -                                 | -   | -                                 | -  | -                                 | -                        | -                                 |
| 10  | LAMPUNG                         | -                                       | -                                 | -   | -                                 | -  | -                                 | -                        | -                                 |
|     | <b>SUMATERA</b>                 | -                                       | -                                 | -   | -                                 | -  | -                                 | -                        | -                                 |
| 11  | D.K.I. JAKARTA                  | -                                       | -                                 | -   | -                                 | -  | -                                 | -                        | -                                 |
| 12  | JAWA BARAT                      | -                                       | -                                 | -   | -                                 | -  | -                                 | -                        | -                                 |
| 13  | BANTEN                          | -                                       | -                                 | -   | -                                 | -  | -                                 | -                        | -                                 |
| 14  | JAWA TENGAH                     | 218                                     | 38                                | -   | -                                 | -  | -                                 | 218                      | 38                                |
| 15  | D.I. YOGYAKARTA                 | -                                       | -                                 | -   | -                                 | -  | -                                 | -                        | -                                 |
| 16  | JAWA TIMUR                      | 143                                     | 46                                | -   | -                                 | -  | -                                 | 143                      | 46                                |
|     | <b>JAWA</b>                     | <b>361</b>                              | <b>84</b>                         | -   | -                                 | -  | -                                 | <b>361</b>               | <b>84</b>                         |
| 17  | B A L I                         | -                                       | -                                 | -   | -                                 | -  | -                                 | -                        | -                                 |
| 18  | NUSA TENGGARA BARAT             | 580                                     | 23                                | -   | -                                 | -  | -                                 | 580                      | 23                                |
| 19  | NUSA TENGGARA TIMUR             | 113                                     | 66                                | -   | -                                 | -  | -                                 | 113                      | 66                                |
|     | <b>NUSA TENGGARA &amp; BALI</b> | <b>693</b>                              | <b>89</b>                         | -   | -                                 | -  | -                                 | <b>693</b>               | <b>89</b>                         |
| 20  | KALIMANTAN BARAT                | -                                       | -                                 | -   | -                                 | -  | -                                 | -                        | -                                 |
| 21  | KALIMANTAN TENGAH               | -                                       | -                                 | -   | -                                 | -  | -                                 | -                        | -                                 |
| 22  | KALIMANTAN SELATAN              | -                                       | -                                 | -   | -                                 | -  | -                                 | -                        | -                                 |
| 23  | KALIMANTAN TIMUR                | -                                       | -                                 | -   | -                                 | -  | -                                 | -                        | -                                 |
|     | <b>KALIMANTAN</b>               | -                                       | -                                 | -   | -                                 | -  | -                                 | -                        | -                                 |
| 24  | SULAWESI UTARA                  | -                                       | -                                 | -   | -                                 | -  | -                                 | -                        | -                                 |
| 25  | GORONTALO                       | -                                       | -                                 | -   | -                                 | -  | -                                 | -                        | -                                 |
| 26  | SULAWESI TENGAH                 | -                                       | -                                 | -   | -                                 | -  | -                                 | -                        | -                                 |
| 27  | SULAWESI SELATAN                | 4,779                                   | 346                               | -   | -                                 | -  | -                                 | 4,779                    | 346                               |
| 28  | SULAWESI BARAT                  | -                                       | -                                 | -   | -                                 | -  | -                                 | -                        | -                                 |
| 29  | SULAWESI TENGGARA               | -                                       | -                                 | -   | -                                 | -  | -                                 | -                        | -                                 |
|     | <b>SULAWESI</b>                 | <b>4,779</b>                            | <b>346</b>                        | -   | -                                 | -  | -                                 | <b>4,779</b>             | <b>346</b>                        |
| 30  | M A L U K U                     | -                                       | -                                 | -   | -                                 | -  | -                                 | -                        | -                                 |
| 31  | MALUKU UTARA                    | -                                       | -                                 | -   | -                                 | -  | -                                 | -                        | -                                 |
| 32  | P A P U A                       | -                                       | -                                 | -   | -                                 | -  | -                                 | -                        | -                                 |
| 33  | PAPUA BARAT                     | -                                       | -                                 | -   | -                                 | -  | -                                 | -                        | -                                 |
|     | <b>MALUKU &amp; PAPUA</b>       | -                                       | -                                 | -   | -                                 | -  | -                                 | -                        | -                                 |
|     | <b>INDONESIA</b>                | <b>5,833</b>                            | <b>519</b>                        | -   | -                                 | -  | -                                 | <b>5,833</b>             | <b>519</b>                        |

Keterangan / Note :

1. Angka Sementara / Preliminary \*)
2. Wujud Produksi / Production : Serat Berbiji / Cotton Fibre and Seeds

**Direktorat Jenderal Perkebunan**  
*Directorate General of Estate Crops*

Tabel 5. Luas Tanam dan Produksi Kapas Menurut Provinsi dan Status Pengusahaan Tahun 2018 \*\*)

Table Planted Area and Cotton Production by Province and Farming Category, 2018 \*\*)

| No. | Provinsi / Province             | Perkebunan Rakyat<br>Smallholder |                             | Perkebunan Negara<br>Government Estate |                             | Perkebunan Swasta<br>Private Estate |                             | Jumlah / Total     |                             |
|-----|---------------------------------|----------------------------------|-----------------------------|--|-----------------------------|-------------------------------------|-----------------------------|--------------------|-----------------------------|
|     |                                 | Tanam Planted (Ha)               | Produksi / Production (Ton) | Tanam Planted (Ha)                     | Produksi / Production (Ton) | Tanam Planted (Ha)                  | Produksi / Production (Ton) | Tanam Planted (Ha) | Produksi / Production (Ton) |
| 1   | ACEH                            | -                                | -                           | -                                      | -                           | -                                   | -                           | -                  | -                           |
| 2   | SUMATERA UTARA                  | -                                | -                           | -                                      | -                           | -                                   | -                           | -                  | -                           |
| 3   | SUMATERA BARAT                  | -                                | -                           | -                                      | -                           | -                                   | -                           | -                  | -                           |
| 4   | R I A U                         | -                                | -                           | -                                      | -                           | -                                   | -                           | -                  | -                           |
| 5   | KEPULAUAN RIAU                  | -                                | -                           | -                                      | -                           | -                                   | -                           | -                  | -                           |
| 6   | J A M B I                       | -                                | -                           | -                                      | -                           | -                                   | -                           | -                  | -                           |
| 7   | SUMATERA SELATAN                | -                                | -                           | -                                      | -                           | -                                   | -                           | -                  | -                           |
| 8   | BANGKA BELITUNG                 | -                                | -                           | -                                      | -                           | -                                   | -                           | -                  | -                           |
| 9   | BENGKULU                        | -                                | -                           | -                                      | -                           | -                                   | -                           | -                  | -                           |
| 10  | LAMPUNG                         | -                                | -                           | -                                      | -                           | -                                   | -                           | -                  | -                           |
|     | <b>SUMATERA</b>                 | -                                | -                           | -                                      | -                           | -                                   | -                           | -                  | -                           |
| 11  | D.K.I. JAKARTA                  | -                                | -                           | -                                      | -                           | -                                   | -                           | -                  | -                           |
| 12  | JAWA BARAT                      | -                                | -                           | -                                      | -                           | -                                   | -                           | -                  | -                           |
| 13  | BANTEN                          | -                                | -                           | -                                      | -                           | -                                   | -                           | -                  | -                           |
| 14  | JAWA TENGAH                     | 218                              | 39                          | -                                      | -                           | -                                   | -                           | 218                | 39                          |
| 15  | D.I. YOGYAKARTA                 | 100                              | 9                           | -                                      | -                           | -                                   | -                           | 100                | 9                           |
| 16  | JAWA TIMUR                      | 300                              | 40                          | -                                      | -                           | -                                   | -                           | 300                | 40                          |
|     | <b>JAWA</b>                     | <b>618</b>                       | <b>88</b>                   | -                                      | -                           | -                                   | -                           | <b>618</b>         | <b>88</b>                   |
| 17  | B A L I                         | 250                              | 47                          | -                                      | -                           | -                                   | -                           | 250                | 47                          |
| 18  | NUSA TENGGARA BARAT             | 600                              | 300                         | -                                      | -                           | -                                   | -                           | 600                | 300                         |
| 19  | NUSA TENGGARA TIMUR             | 100                              | 56                          | -                                      | -                           | -                                   | -                           | 100                | 56                          |
|     | <b>NUSA TENGGARA &amp; BALI</b> | <b>950</b>                       | <b>403</b>                  | -                                      | -                           | -                                   | -                           | <b>950</b>         | <b>403</b>                  |
| 20  | KALIMANTAN BARAT                | -                                | -                           | -                                      | -                           | -                                   | -                           | -                  | -                           |
| 21  | KALIMANTAN TENGAH               | -                                | -                           | -                                      | -                           | -                                   | -                           | -                  | -                           |
| 22  | KALIMANTAN SELATAN              | -                                | -                           | -                                      | -                           | -                                   | -                           | -                  | -                           |
| 23  | KALIMANTAN TIMUR                | -                                | -                           | -                                      | -                           | -                                   | -                           | -                  | -                           |
|     | <b>KALIMANTAN</b>               | -                                | -                           | -                                      | -                           | -                                   | -                           | -                  | -                           |
| 24  | SULAWESI UTARA                  | -                                | -                           | -                                      | -                           | -                                   | -                           | -                  | -                           |
| 25  | GORONTALO                       | -                                | -                           | -                                      | -                           | -                                   | -                           | -                  | -                           |
| 26  | SULAWESI TENGAH                 | -                                | -                           | -                                      | -                           | -                                   | -                           | -                  | -                           |
| 27  | SULAWESI SELATAN                | 4,800                            | 400                         | -                                      | -                           | -                                   | -                           | 4,800              | 400                         |
| 28  | SULAWESI BARAT                  | -                                | -                           | -                                      | -                           | -                                   | -                           | -                  | -                           |
| 29  | SULAWESI TENGGARA               | -                                | -                           | -                                      | -                           | -                                   | -                           | -                  | -                           |
|     | <b>SULAWESI</b>                 | <b>4,800</b>                     | <b>400</b>                  | -                                      | -                           | -                                   | -                           | <b>4,800</b>       | <b>400</b>                  |
| 30  | M A L U K U                     | -                                | -                           | -                                      | -                           | -                                   | -                           | -                  | -                           |
| 31  | MALUKU UTARA                    | -                                | -                           | -                                      | -                           | -                                   | -                           | -                  | -                           |
| 32  | P A P U A                       | -                                | -                           | -                                      | -                           | -                                   | -                           | -                  | -                           |
| 33  | PAPUA BARAT                     | -                                | -                           | -                                      | -                           | -                                   | -                           | -                  | -                           |
|     | <b>MALUKU &amp; PAPUA</b>       | -                                | -                           | -                                      | -                           | -                                   | -                           | -                  | -                           |
|     | <b>INDONESIA</b>                | <b>6,368</b>                     | <b>891</b>                  | -                                      | -                           | -                                   | -                           | <b>6,368</b>       | <b>891</b>                  |

Keterangan / Note :

1. Angka Estimasi / Estimation \*\*)

2. Wujud Produksi / Production : Serat Berbiji / Cotton Fibre and Seeds

Direktorat Jenderal Perkebunan

Directorate General of Estate Crops

Tabel 6. Luas Panen dan Produksi Kapas Menurut Provinsi dan Status Pengusahaan Tahun 2016

Table Harvested Area and Cotton Production by Province and Farming Category, 2016

| No. | Provinsi / Province             | Perkebunan Rakyat<br>Smallholder |                                     | Perkebunan Negara<br>Government Estate |                                     | Perkebunan Swasta<br>Private Estate |                                     | Jumlah / Total             |                                     |
|-----|---------------------------------|----------------------------------|-------------------------------------|--|-------------------------------------|-------------------------------------|-------------------------------------|----------------------------|-------------------------------------|
|     |                                 | Panen<br>Harvested<br>(Ha)       | Produksi /<br>Production<br>( Ton ) | Panen<br>Harvested<br>(Ha)             | Produksi /<br>Production<br>( Ton ) | Panen<br>Harvested<br>(Ha)          | Produksi /<br>Production<br>( Ton ) | Panen<br>Harvested<br>(Ha) | Produksi /<br>Production<br>( Ton ) |
| 1   | ACEH                            | -                                | -                                   | -                                      | -                                   | -                                   | -                                   | -                          | -                                   |
| 2   | SUMATERA UTARA                  | -                                | -                                   | -                                      | -                                   | -                                   | -                                   | -                          | -                                   |
| 3   | SUMATERA BARAT                  | -                                | -                                   | -                                      | -                                   | -                                   | -                                   | -                          | -                                   |
| 4   | R I A U                         | -                                | -                                   | -                                      | -                                   | -                                   | -                                   | -                          | -                                   |
| 5   | KEPULAUAN RIAU                  | -                                | -                                   | -                                      | -                                   | -                                   | -                                   | -                          | -                                   |
| 6   | J A M B I                       | -                                | -                                   | -                                      | -                                   | -                                   | -                                   | -                          | -                                   |
| 7   | SUMATERA SELATAN                | -                                | -                                   | -                                      | -                                   | -                                   | -                                   | -                          | -                                   |
| 8   | BANGKA BELITUNG                 | -                                | -                                   | -                                      | -                                   | -                                   | -                                   | -                          | -                                   |
| 9   | BENGKULU                        | -                                | -                                   | -                                      | -                                   | -                                   | -                                   | -                          | -                                   |
| 10  | LAMPUNG                         | -                                | -                                   | -                                      | -                                   | -                                   | -                                   | -                          | -                                   |
|     | <b>SUMATERA</b>                 | -                                | -                                   | -                                      | -                                   | -                                   | -                                   | -                          | -                                   |
| 11  | D.K.I. JAKARTA                  | -                                | -                                   | -                                      | -                                   | -                                   | -                                   | -                          | -                                   |
| 12  | JAWA BARAT                      | -                                | -                                   | -                                      | -                                   | -                                   | -                                   | -                          | -                                   |
| 13  | BANTEN                          | -                                | -                                   | -                                      | -                                   | -                                   | -                                   | -                          | -                                   |
| 14  | JAWA TENGAH                     | 203                              | 14                                  | -                                      | -                                   | -                                   | -                                   | 203                        | 14                                  |
| 15  | D.I. YOGYAKARTA                 | -                                | -                                   | -                                      | -                                   | -                                   | -                                   | -                          | -                                   |
| 16  | JAWA TIMUR                      | 79                               | 50                                  | -                                      | -                                   | -                                   | -                                   | 79                         | 50                                  |
|     | <b>JAWA</b>                     | <b>282</b>                       | <b>64</b>                           | -                                      | -                                   | -                                   | -                                   | <b>282</b>                 | <b>64</b>                           |
| 17  | B A L I                         | 80                               | 34                                  | -                                      | -                                   | -                                   | -                                   | 80                         | 34                                  |
| 18  | NUSA TENGGARA BARAT             | 191                              | 69                                  | -                                      | -                                   | -                                   | -                                   | 191                        | 69                                  |
| 19  | NUSA TENGGARA TIMUR             | 95                               | 69                                  | -                                      | -                                   | -                                   | -                                   | 95                         | 69                                  |
|     | <b>NUSA TENGGARA &amp; BALI</b> | <b>366</b>                       | <b>172</b>                          | -                                      | -                                   | -                                   | -                                   | <b>366</b>                 | <b>172</b>                          |
| 20  | KALIMANTAN BARAT                | -                                | -                                   | -                                      | -                                   | -                                   | -                                   | -                          | -                                   |
| 21  | KALIMANTAN TENGAH               | -                                | -                                   | -                                      | -                                   | -                                   | -                                   | -                          | -                                   |
| 22  | KALIMANTAN SELATAN              | -                                | -                                   | -                                      | -                                   | -                                   | -                                   | -                          | -                                   |
| 23  | KALIMANTAN TIMUR                | -                                | -                                   | -                                      | -                                   | -                                   | -                                   | -                          | -                                   |
|     | <b>KALIMANTAN</b>               | -                                | -                                   | -                                      | -                                   | -                                   | -                                   | -                          | -                                   |
| 24  | SULAWESI UTARA                  | -                                | -                                   | -                                      | -                                   | -                                   | -                                   | -                          | -                                   |
| 25  | GORONTALO                       | -                                | -                                   | -                                      | -                                   | -                                   | -                                   | -                          | -                                   |
| 26  | SULAWESI TENGAH                 | -                                | -                                   | -                                      | -                                   | -                                   | -                                   | -                          | -                                   |
| 27  | SULAWESI SELATAN                | 2,392                            | 696                                 | -                                      | -                                   | -                                   | -                                   | 2,392                      | 696                                 |
| 28  | SULAWESI BARAT                  | -                                | -                                   | -                                      | -                                   | -                                   | -                                   | -                          | -                                   |
| 29  | SULAWESI TENGGARA               | -                                | -                                   | -                                      | -                                   | -                                   | -                                   | -                          | -                                   |
|     | <b>SULAWESI</b>                 | <b>2,392</b>                     | <b>696</b>                          | -                                      | -                                   | -                                   | -                                   | <b>2,392</b>               | <b>696</b>                          |
| 30  | M A L U K U                     | -                                | -                                   | -                                      | -                                   | -                                   | -                                   | -                          | -                                   |
| 31  | MALUKU UTARA                    | -                                | -                                   | -                                      | -                                   | -                                   | -                                   | -                          | -                                   |
| 32  | P A P U A                       | -                                | -                                   | -                                      | -                                   | -                                   | -                                   | -                          | -                                   |
| 33  | PAPUA BARAT                     | -                                | -                                   | -                                      | -                                   | -                                   | -                                   | -                          | -                                   |
|     | <b>MALUKU &amp; PAPUA</b>       | -                                | -                                   | -                                      | -                                   | -                                   | -                                   | -                          | -                                   |
|     | <b>INDONESIA</b>                | <b>3,039</b>                     | <b>932</b>                          | -                                      | -                                   | -                                   | -                                   | <b>3,039</b>               | <b>932</b>                          |

Keterangan / Note :

1. Angka Tetap / Fixed
2. Wujud Produksi / Production : Serat Berbiji / Cotton Fibre and Seeds

Direktorat Jenderal Perkebunan  
Directorate General of Estate Crops

Tabel 7. Luas Panen dan Produksi Kapas Menurut Provinsi dan Status Pengusahaan Tahun 2017 \*)

Table Harvested Area and Cotton Production by Province and Farming Category, 2017 \*)

| No. | Provinsi / Province             | Perkebunan Rakyat<br>Smallholder |                                     | Perkebunan Negara<br>Government Estate |                                     | Perkebunan Swasta<br>Private Estate |                                     | Jumlah /<br>Total          |                                     |
|-----|---------------------------------|----------------------------------|-------------------------------------|--|-------------------------------------|-------------------------------------|-------------------------------------|----------------------------|-------------------------------------|
|     |                                 | Panen<br>Harvested<br>(Ha)       | Produksi /<br>Production<br>( Ton ) | Panen<br>Harvested<br>(Ha)             | Produksi /<br>Production<br>( Ton ) | Panen<br>Harvested<br>(Ha)          | Produksi /<br>Production<br>( Ton ) | Panen<br>Harvested<br>(Ha) | Produksi /<br>Production<br>( Ton ) |
| 1   | ACEH                            | -                                | -                                   | -                                      | -                                   | -                                   | -                                   | -                          | -                                   |
| 2   | SUMATERA UTARA                  | -                                | -                                   | -                                      | -                                   | -                                   | -                                   | -                          | -                                   |
| 3   | SUMATERA BARAT                  | -                                | -                                   | -                                      | -                                   | -                                   | -                                   | -                          | -                                   |
| 4   | R I A U                         | -                                | -                                   | -                                      | -                                   | -                                   | -                                   | -                          | -                                   |
| 5   | KEPULAUAN RIAU                  | -                                | -                                   | -                                      | -                                   | -                                   | -                                   | -                          | -                                   |
| 6   | J A M B I                       | -                                | -                                   | -                                      | -                                   | -                                   | -                                   | -                          | -                                   |
| 7   | SUMATERA SELATAN                | -                                | -                                   | -                                      | -                                   | -                                   | -                                   | -                          | -                                   |
| 8   | BANGKA BELITUNG                 | -                                | -                                   | -                                      | -                                   | -                                   | -                                   | -                          | -                                   |
| 9   | BENGKULU                        | -                                | -                                   | -                                      | -                                   | -                                   | -                                   | -                          | -                                   |
| 10  | LAMPUNG                         | -                                | -                                   | -                                      | -                                   | -                                   | -                                   | -                          | -                                   |
|     | <b>SUMATERA</b>                 | -                                | -                                   | -                                      | -                                   | -                                   | -                                   | -                          | -                                   |
| 11  | D.K.I. JAKARTA                  | -                                | -                                   | -                                      | -                                   | -                                   | -                                   | -                          | -                                   |
| 12  | JAWA BARAT                      | -                                | -                                   | -                                      | -                                   | -                                   | -                                   | -                          | -                                   |
| 13  | BANTEN                          | -                                | -                                   | -                                      | -                                   | -                                   | -                                   | -                          | -                                   |
| 14  | JAWA TENGAH                     | 205                              | 38                                  | -                                      | -                                   | -                                   | -                                   | 205                        | 38                                  |
| 15  | D.I. YOGYAKARTA                 | -                                | -                                   | -                                      | -                                   | -                                   | -                                   | -                          | -                                   |
| 16  | JAWA TIMUR                      | 76                               | 46                                  | -                                      | -                                   | -                                   | -                                   | 76                         | 46                                  |
|     | <b>JAWA</b>                     | <b>281</b>                       | <b>84</b>                           | -                                      | -                                   | -                                   | -                                   | <b>281</b>                 | <b>84</b>                           |
| 17  | B A L I                         | -                                | -                                   | -                                      | -                                   | -                                   | -                                   | -                          | -                                   |
| 18  | NUSA TENGGARA BARAT             | 51                               | 23                                  | -                                      | -                                   | -                                   | -                                   | 51                         | 23                                  |
| 19  | NUSA TENGGARA TIMUR             | 94                               | 66                                  | -                                      | -                                   | -                                   | -                                   | 94                         | 66                                  |
|     | <b>NUSA TENGGARA &amp; BALI</b> | <b>145</b>                       | <b>89</b>                           | -                                      | -                                   | -                                   | -                                   | <b>145</b>                 | <b>89</b>                           |
| 20  | KALIMANTAN BARAT                | -                                | -                                   | -                                      | -                                   | -                                   | -                                   | -                          | -                                   |
| 21  | KALIMANTAN TENGAH               | -                                | -                                   | -                                      | -                                   | -                                   | -                                   | -                          | -                                   |
| 22  | KALIMANTAN SELATAN              | -                                | -                                   | -                                      | -                                   | -                                   | -                                   | -                          | -                                   |
| 23  | KALIMANTAN TIMUR                | -                                | -                                   | -                                      | -                                   | -                                   | -                                   | -                          | -                                   |
|     | <b>KALIMANTAN</b>               | -                                | -                                   | -                                      | -                                   | -                                   | -                                   | -                          | -                                   |
| 24  | SULAWESI UTARA                  | -                                | -                                   | -                                      | -                                   | -                                   | -                                   | -                          | -                                   |
| 25  | GORONTALO                       | -                                | -                                   | -                                      | -                                   | -                                   | -                                   | -                          | -                                   |
| 26  | SULAWESI TENGAH                 | -                                | -                                   | -                                      | -                                   | -                                   | -                                   | -                          | -                                   |
| 27  | SULAWESI SELATAN                | 3,167                            | 346                                 | -                                      | -                                   | -                                   | -                                   | 3,167                      | 346                                 |
| 28  | SULAWESI BARAT                  | -                                | -                                   | -                                      | -                                   | -                                   | -                                   | -                          | -                                   |
| 29  | SULAWESI TENGGARA               | -                                | -                                   | -                                      | -                                   | -                                   | -                                   | -                          | -                                   |
|     | <b>SULAWESI</b>                 | <b>3,167</b>                     | <b>346</b>                          | -                                      | -                                   | -                                   | -                                   | <b>3,167</b>               | <b>346</b>                          |
| 30  | M A L U K U                     | -                                | -                                   | -                                      | -                                   | -                                   | -                                   | -                          | -                                   |
| 31  | MALUKU UTARA                    | -                                | -                                   | -                                      | -                                   | -                                   | -                                   | -                          | -                                   |
| 32  | P A P U A                       | -                                | -                                   | -                                      | -                                   | -                                   | -                                   | -                          | -                                   |
| 33  | PAPUA BARAT                     | -                                | -                                   | -                                      | -                                   | -                                   | -                                   | -                          | -                                   |
|     | <b>MALUKU &amp; PAPUA</b>       | -                                | -                                   | -                                      | -                                   | -                                   | -                                   | -                          | -                                   |
|     | <b>INDONESIA</b>                | <b>3,593</b>                     | <b>519</b>                          | -                                      | -                                   | -                                   | -                                   | <b>3,593</b>               | <b>519</b>                          |

Keterangan / Note :

1. Angka Sementara / Preliminary \*)
2. Wujud Produksi / Production : Serat Berbiji / Cotton Fibre and Seeds

Direktorat Jenderal Perkebunan  
Directorate General of Estate Crops

Tabel 8. Luas Panen dan Produksi Kapas Menurut Provinsi dan Status Pengusahaan Tahun 2018 \*\*)

Table Harvested Area and Cotton Production by Province and Farming Category, 2018 \*\*)

| No. | Provinsi / Province             | Perkebunan Rakyat<br>Smallholder |                                     | Perkebunan Negara<br>Government Estate |                                     | Perkebunan Swasta<br>Private Estate |                                     | Jumlah /<br>Total          |                                     |
|-----|---------------------------------|----------------------------------|-------------------------------------|--|-------------------------------------|-------------------------------------|-------------------------------------|----------------------------|-------------------------------------|
|     |                                 | Panen<br>Harvested<br>(Ha)       | Produksi /<br>Production<br>( Ton ) | Panen<br>Harvested<br>(Ha)             | Produksi /<br>Production<br>( Ton ) | Panen<br>Harvested<br>(Ha)          | Produksi /<br>Production<br>( Ton ) | Panen<br>Harvested<br>(Ha) | Produksi /<br>Production<br>( Ton ) |
| 1   | ACEH                            | -                                | -                                   | -                                      | -                                   | -                                   | -                                   | -                          | -                                   |
| 2   | SUMATERA UTARA                  | -                                | -                                   | -                                      | -                                   | -                                   | -                                   | -                          | -                                   |
| 3   | SUMATERA BARAT                  | -                                | -                                   | -                                      | -                                   | -                                   | -                                   | -                          | -                                   |
| 4   | R I A U                         | -                                | -                                   | -                                      | -                                   | -                                   | -                                   | -                          | -                                   |
| 5   | KEPULAUAN RIAU                  | -                                | -                                   | -                                      | -                                   | -                                   | -                                   | -                          | -                                   |
| 6   | J A M B I                       | -                                | -                                   | -                                      | -                                   | -                                   | -                                   | -                          | -                                   |
| 7   | SUMATERA SELATAN                | -                                | -                                   | -                                      | -                                   | -                                   | -                                   | -                          | -                                   |
| 8   | BANGKA BELITUNG                 | -                                | -                                   | -                                      | -                                   | -                                   | -                                   | -                          | -                                   |
| 9   | BENGKULU                        | -                                | -                                   | -                                      | -                                   | -                                   | -                                   | -                          | -                                   |
| 10  | LAMPUNG                         | -                                | -                                   | -                                      | -                                   | -                                   | -                                   | -                          | -                                   |
|     | <b>SUMATERA</b>                 | -                                | -                                   | -                                      | -                                   | -                                   | -                                   | -                          | -                                   |
| 11  | D.K.I. JAKARTA                  | -                                | -                                   | -                                      | -                                   | -                                   | -                                   | -                          | -                                   |
| 12  | JAWA BARAT                      | -                                | -                                   | -                                      | -                                   | -                                   | -                                   | -                          | -                                   |
| 13  | BANTEN                          | -                                | -                                   | -                                      | -                                   | -                                   | -                                   | -                          | -                                   |
| 14  | JAWA TENGAH                     | 205                              | 39                                  | -                                      | -                                   | -                                   | -                                   | 205                        | 39                                  |
| 15  | D.I. YOGYAKARTA                 | 100                              | 9                                   | -                                      | -                                   | -                                   | -                                   | 100                        | 9                                   |
| 16  | JAWA TIMUR                      | 300                              | 40                                  | -                                      | -                                   | -                                   | -                                   | 300                        | 40                                  |
|     | <b>JAWA</b>                     | <b>605</b>                       | <b>88</b>                           | -                                      | -                                   | -                                   | -                                   | <b>605</b>                 | <b>88</b>                           |
| 17  | B A L I                         | 250                              | 47                                  | -                                      | -                                   | -                                   | -                                   | 250                        | 47                                  |
| 18  | NUSA TENGGARA BARAT             | 600                              | 300                                 | -                                      | -                                   | -                                   | -                                   | 600                        | 300                                 |
| 19  | NUSA TENGGARA TIMUR             | 100                              | 56                                  | -                                      | -                                   | -                                   | -                                   | 100                        | 56                                  |
|     | <b>NUSA TENGGARA &amp; BALI</b> | <b>950</b>                       | <b>403</b>                          | -                                      | -                                   | -                                   | -                                   | <b>950</b>                 | <b>403</b>                          |
| 20  | KALIMANTAN BARAT                | -                                | -                                   | -                                      | -                                   | -                                   | -                                   | -                          | -                                   |
| 21  | KALIMANTAN TENGAH               | -                                | -                                   | -                                      | -                                   | -                                   | -                                   | -                          | -                                   |
| 22  | KALIMANTAN SELATAN              | -                                | -                                   | -                                      | -                                   | -                                   | -                                   | -                          | -                                   |
| 23  | KALIMANTAN TIMUR                | -                                | -                                   | -                                      | -                                   | -                                   | -                                   | -                          | -                                   |
|     | <b>KALIMANTAN</b>               | -                                | -                                   | -                                      | -                                   | -                                   | -                                   | -                          | -                                   |
| 24  | SULAWESI UTARA                  | -                                | -                                   | -                                      | -                                   | -                                   | -                                   | -                          | -                                   |
| 25  | GORONTALO                       | -                                | -                                   | -                                      | -                                   | -                                   | -                                   | -                          | -                                   |
| 26  | SULAWESI TENGAH                 | -                                | -                                   | -                                      | -                                   | -                                   | -                                   | -                          | -                                   |
| 27  | SULAWESI SELATAN                | 3,600                            | 400                                 | -                                      | -                                   | -                                   | -                                   | 3,600                      | 400                                 |
| 28  | SULAWESI BARAT                  | -                                | -                                   | -                                      | -                                   | -                                   | -                                   | -                          | -                                   |
| 29  | SULAWESI TENGGARA               | -                                | -                                   | -                                      | -                                   | -                                   | -                                   | -                          | -                                   |
|     | <b>SULAWESI</b>                 | <b>3,600</b>                     | <b>400</b>                          | -                                      | -                                   | -                                   | -                                   | <b>3,600</b>               | <b>400</b>                          |
| 30  | M A L U K U                     | -                                | -                                   | -                                      | -                                   | -                                   | -                                   | -                          | -                                   |
| 31  | MALUKU UTARA                    | -                                | -                                   | -                                      | -                                   | -                                   | -                                   | -                          | -                                   |
| 32  | P A P U A                       | -                                | -                                   | -                                      | -                                   | -                                   | -                                   | -                          | -                                   |
| 33  | PAPUA BARAT                     | -                                | -                                   | -                                      | -                                   | -                                   | -                                   | -                          | -                                   |
|     | <b>MALUKU &amp; PAPUA</b>       | -                                | -                                   | -                                      | -                                   | -                                   | -                                   | -                          | -                                   |
|     | <b>INDONESIA</b>                | <b>5,155</b>                     | <b>891</b>                          | -                                      | -                                   | -                                   | -                                   | <b>5,155</b>               | <b>891</b>                          |

Keterangan / Note :

1. Angka Estimasi / Estimation \*\*)
2. Wujud Produksi / Production : Serat Berbiji / Cotton Fibre and Seeds

Direktorat Jenderal Perkebunan  
Directorate General of Estate Crops

**Tabel 9. Luas Areal dan Produksi Kapas Perkebunan Rakyat, Besar Negara dan Besar Swasta (PR + PBN + PBS) Menurut Provinsi dan Keadaan Tanaman Tahun 2016**

*Table Area and Cotton Production of Smallholder, Government and Private Estate by Province and Tree Crop Classification, 2016*

| No. | Provinsi / Province             | Luas Areal / Area (Ha) |                      | Produksi / Production (Ton) | Produktivitas / Productivity (Kg/Ha) | Jumlah Petani / Farmers (KK) |
|-----|---------------------------------|------------------------|----------------------|-----------------------------|--------------------------------------|------------------------------|
|     |                                 | Tanam Planted (Ha)     | Panen Harvested (Ha) |                             |                                      |                              |
| 1   | ACEH                            | -                      | -                    | -                           | -                                    | -                            |
| 2   | SUMATERA UTARA                  | -                      | -                    | -                           | -                                    | -                            |
| 3   | SUMATERA BARAT                  | -                      | -                    | -                           | -                                    | -                            |
| 4   | R I A U                         | -                      | -                    | -                           | -                                    | -                            |
| 5   | KEPULAUAN RIAU                  | -                      | -                    | -                           | -                                    | -                            |
| 6   | J A M B I                       | -                      | -                    | -                           | -                                    | -                            |
| 7   | SUMATERA SELATAN                | -                      | -                    | -                           | -                                    | -                            |
| 8   | KEP. BANGKA BELITUNG            | -                      | -                    | -                           | -                                    | -                            |
| 9   | BENGKULU                        | -                      | -                    | -                           | -                                    | -                            |
| 10  | LAMPUNG                         | -                      | -                    | -                           | -                                    | -                            |
|     | <b>SUMATERA</b>                 | <b>-</b>               | <b>-</b>             | <b>-</b>                    | <b>-</b>                             | <b>-</b>                     |
| 11  | D.K.I. JAKARTA                  | -                      | -                    | -                           | -                                    | -                            |
| 12  | JAWA BARAT                      | -                      | -                    | -                           | -                                    | -                            |
| 13  | BANTEN                          | -                      | -                    | -                           | -                                    | -                            |
| 14  | JAWA TENGAH                     | 203                    | 203                  | 14                          | 70                                   | 366                          |
| 15  | D.I. YOGYAKARTA                 | -                      | -                    | -                           | -                                    | -                            |
| 16  | JAWA TIMUR                      | 152                    | 79                   | 50                          | 633                                  | 473                          |
|     | <b>JAWA</b>                     | <b>355</b>             | <b>282</b>           | <b>64</b>                   | <b>228</b>                           | <b>839</b>                   |
| 17  | B A L I                         | 80                     | 80                   | 34                          | 419                                  | 158                          |
| 18  | NUSA TENGGARA BARAT             | 200                    | 191                  | 69                          | 364                                  | 359                          |
| 19  | NUSA TENGGARA TIMUR             | 95                     | 95                   | 69                          | 726                                  | 146                          |
|     | <b>NUSA TENGGARA &amp; BALI</b> | <b>375</b>             | <b>366</b>           | <b>172</b>                  | <b>470</b>                           | <b>663</b>                   |
| 20  | KALIMANTAN BARAT                | -                      | -                    | -                           | -                                    | -                            |
| 21  | KALIMANTAN TENGAH               | -                      | -                    | -                           | -                                    | -                            |
| 22  | KALIMANTAN SELATAN              | -                      | -                    | -                           | -                                    | -                            |
| 23  | KALIMANTAN TIMUR                | -                      | -                    | -                           | -                                    | -                            |
|     | <b>KALIMANTAN</b>               | <b>-</b>               | <b>-</b>             | <b>-</b>                    | <b>-</b>                             | <b>-</b>                     |
| 24  | SULAWESI UTARA                  | -                      | -                    | -                           | -                                    | -                            |
| 25  | GORONTALO                       | -                      | -                    | -                           | -                                    | -                            |
| 26  | SULAWESI TENGAH                 | -                      | -                    | -                           | -                                    | -                            |
| 27  | SULAWESI SELATAN                | 3,870                  | 2,392                | 696                         | 291                                  | 4,660                        |
| 28  | SULAWESI BARAT                  | -                      | -                    | -                           | -                                    | -                            |
| 29  | SULAWESI TENGGARA               | -                      | -                    | -                           | -                                    | -                            |
|     | <b>SULAWESI</b>                 | <b>3,870</b>           | <b>2,392</b>         | <b>696</b>                  | <b>291</b>                           | <b>4,660</b>                 |
| 30  | M A L U K U                     | -                      | -                    | -                           | -                                    | -                            |
| 31  | MALUKU UTARA                    | -                      | -                    | -                           | -                                    | -                            |
| 32  | P A P U A                       | -                      | -                    | -                           | -                                    | -                            |
| 33  | PAPUA BARAT                     | -                      | -                    | -                           | -                                    | -                            |
|     | <b>MALUKU &amp; PAPUA</b>       | <b>-</b>               | <b>-</b>             | <b>-</b>                    | <b>-</b>                             | <b>-</b>                     |
|     | <b>I N D O N E S I A</b>        | <b>4,600</b>           | <b>3,039</b>         | <b>932</b>                  | <b>307</b>                           | <b>6,162</b>                 |

Keterangan / Note :

1. Angka Tetap / Fixed
2. Wujud Produksi / Production : Serat Berbiji / Cotton Fibre and Seeds

**Direktorat Jenderal Perkebunan**  
Directorate General of Estate Crops

**Tabel 10. Luas Areal dan Produksi Kapas Perkebunan Rakyat, Besar Negara dan Besar Swasta (PR + PBN + PBS) Menurut Provinsi dan Keadaan Tanaman Tahun 2017 \*)**

*Table Area and Cotton Production of Smallholder, Government and Private Estate by Province and Tree Crop Classification, 2017 \*)*

| No. | Provinsi / Province             | Luas Areal / Area (Ha) |                      | Produksi / Production (Ton) | Produktivitas / Productivity (Kg/Ha) | Jumlah Petani / Farmers (KK) |
|-----|---------------------------------|------------------------|----------------------|-----------------------------|--------------------------------------|------------------------------|
|     |                                 | Tanam Planted (Ha)     | Panen Harvested (Ha) |                             |                                      |                              |
| 1   | ACEH                            | -                      | -                    | -                           | -                                    | -                            |
| 2   | SUMATERA UTARA                  | -                      | -                    | -                           | -                                    | -                            |
| 3   | SUMATERA BARAT                  | -                      | -                    | -                           | -                                    | -                            |
| 4   | R I A U                         | -                      | -                    | -                           | -                                    | -                            |
| 5   | KEPULAUAN RIAU                  | -                      | -                    | -                           | -                                    | -                            |
| 6   | J A M B I                       | -                      | -                    | -                           | -                                    | -                            |
| 7   | SUMATERA SELATAN                | -                      | -                    | -                           | -                                    | -                            |
| 8   | KEP. BANGKA BELITUNG            | -                      | -                    | -                           | -                                    | -                            |
| 9   | BENGKULU                        | -                      | -                    | -                           | -                                    | -                            |
| 10  | LAMPUNG                         | -                      | -                    | -                           | -                                    | -                            |
|     | <b>SUMATERA</b>                 | <b>-</b>               | <b>-</b>             | <b>-</b>                    | <b>-</b>                             | <b>-</b>                     |
| 11  | D.K.I. JAKARTA                  | -                      | -                    | -                           | -                                    | -                            |
| 12  | JAWA BARAT                      | -                      | -                    | -                           | -                                    | -                            |
| 13  | BANTEN                          | -                      | -                    | -                           | -                                    | -                            |
| 14  | JAWA TENGAH                     | 218                    | 205                  | 38                          | 185                                  | 452                          |
| 15  | D.I. YOGYAKARTA                 | -                      | -                    | -                           | -                                    | -                            |
| 16  | JAWA TIMUR                      | 143                    | 76                   | 46                          | 605                                  | 446                          |
|     | <b>JAWA</b>                     | <b>361</b>             | <b>281</b>           | <b>84</b>                   | <b>298</b>                           | <b>898</b>                   |
| 17  | B A L I                         | -                      | -                    | -                           | -                                    | -                            |
| 18  | NUSA TENGGARA BARAT             | 580                    | 51                   | 23                          | 446                                  | 90                           |
| 19  | NUSA TENGGARA TIMUR             | 113                    | 94                   | 66                          | 702                                  | 137                          |
|     | <b>NUSA TENGGARA &amp; BALI</b> | <b>693</b>             | <b>145</b>           | <b>89</b>                   | <b>612</b>                           | <b>227</b>                   |
| 20  | KALIMANTAN BARAT                | -                      | -                    | -                           | -                                    | -                            |
| 21  | KALIMANTAN TENGAH               | -                      | -                    | -                           | -                                    | -                            |
| 22  | KALIMANTAN SELATAN              | -                      | -                    | -                           | -                                    | -                            |
| 23  | KALIMANTAN TIMUR                | -                      | -                    | -                           | -                                    | -                            |
|     | <b>KALIMANTAN</b>               | <b>-</b>               | <b>-</b>             | <b>-</b>                    | <b>-</b>                             | <b>-</b>                     |
| 24  | SULAWESI UTARA                  | -                      | -                    | -                           | -                                    | -                            |
| 25  | GORONTALO                       | -                      | -                    | -                           | -                                    | -                            |
| 26  | SULAWESI TENGAH                 | -                      | -                    | -                           | -                                    | -                            |
| 27  | SULAWESI SELATAN                | 4,779                  | 3,167                | 346                         | 109                                  | 3,788                        |
| 28  | SULAWESI BARAT                  | -                      | -                    | -                           | -                                    | -                            |
| 29  | SULAWESI TENGGARA               | -                      | -                    | -                           | -                                    | -                            |
|     | <b>SULAWESI</b>                 | <b>4,779</b>           | <b>3,167</b>         | <b>346</b>                  | <b>109</b>                           | <b>3,788</b>                 |
| 30  | M A L U K U                     | -                      | -                    | -                           | -                                    | -                            |
| 31  | MALUKU UTARA                    | -                      | -                    | -                           | -                                    | -                            |
| 32  | P A P U A                       | -                      | -                    | -                           | -                                    | -                            |
| 33  | PAPUA BARAT                     | -                      | -                    | -                           | -                                    | -                            |
|     | <b>MALUKU &amp; PAPUA</b>       | <b>-</b>               | <b>-</b>             | <b>-</b>                    | <b>-</b>                             | <b>-</b>                     |
|     | <b>I N D O N E S I A</b>        | <b>5,833</b>           | <b>3,593</b>         | <b>519</b>                  | <b>144</b>                           | <b>4,913</b>                 |

Keterangan / Note :

1. Angka Sementara / Preliminary \*)
2. Wujud Produksi / Production : Serat Berbiji / Cotton Fibre and Seeds

**Direktorat Jenderal Perkebunan**  
Directorate General of Estate Crops

**Tabel 11. Luas Areal dan Produksi Kapas Perkebunan Rakyat, Besar Negara dan Besar Swasta (PR + PBN + PBS) Menurut Provinsi dan Keadaan Tanaman Tahun 2018 \*\*)**

*Table Area and Cotton Production of Smallholder, Government and Private Estate by Province and Tree Crop Classification, 2018 \*\*)*

| No. | Provinsi / Province             | Luas Areal / Area (Ha) |                      | Produksi / Production (Ton) | Produktivitas / Productivity (Kg/Ha) | Jumlah Petani / Farmers (KK) |
|-----|---------------------------------|------------------------|----------------------|-----------------------------|--------------------------------------|------------------------------|
|     |                                 | Tanam Planted (Ha)     | Panen Harvested (Ha) |                             |                                      |                              |
| 1   | ACEH                            | -                      | -                    | -                           | -                                    | -                            |
| 2   | SUMATERA UTARA                  | -                      | -                    | -                           | -                                    | -                            |
| 3   | SUMATERA BARAT                  | -                      | -                    | -                           | -                                    | -                            |
| 4   | R I A U                         | -                      | -                    | -                           | -                                    | -                            |
| 5   | KEPULAUAN RIAU                  | -                      | -                    | -                           | -                                    | -                            |
| 6   | J A M B I                       | -                      | -                    | -                           | -                                    | -                            |
| 7   | SUMATERA SELATAN                | -                      | -                    | -                           | -                                    | -                            |
| 8   | KEP. BANGKA BELITUNG            | -                      | -                    | -                           | -                                    | -                            |
| 9   | BENGKULU                        | -                      | -                    | -                           | -                                    | -                            |
| 10  | LAMPUNG                         | -                      | -                    | -                           | -                                    | -                            |
|     | <b>SUMATERA</b>                 | <b>-</b>               | <b>-</b>             | <b>-</b>                    | <b>-</b>                             | <b>-</b>                     |
| 11  | D.K.I. JAKARTA                  | -                      | -                    | -                           | -                                    | -                            |
| 12  | JAWA BARAT                      | -                      | -                    | -                           | -                                    | -                            |
| 13  | BANTEN                          | -                      | -                    | -                           | -                                    | -                            |
| 14  | JAWA TENGAH                     | 218                    | 205                  | 39                          | 190                                  | 452                          |
| 15  | D.I. YOGYAKARTA                 | 100                    | 100                  | 9                           | 90                                   | 339                          |
| 16  | JAWA TIMUR                      | 300                    | 300                  | 40                          | 133                                  | 415                          |
|     | <b>JAWA</b>                     | <b>618</b>             | <b>605</b>           | <b>88</b>                   | <b>145</b>                           | <b>1,206</b>                 |
| 17  | B A L I                         | 250                    | 250                  | 47                          | 188                                  | -                            |
| 18  | NUSA TENGGARA BARAT             | 600                    | 600                  | 300                         | 500                                  | 512                          |
| 19  | NUSA TENGGARA TIMUR             | 100                    | 100                  | 56                          | 560                                  | 340                          |
|     | <b>NUSA TENGGARA &amp; BALI</b> | <b>950</b>             | <b>950</b>           | <b>403</b>                  | <b>424</b>                           | <b>852</b>                   |
| 20  | KALIMANTAN BARAT                | -                      | -                    | -                           | -                                    | -                            |
| 21  | KALIMANTAN TENGAH               | -                      | -                    | -                           | -                                    | -                            |
| 22  | KALIMANTAN SELATAN              | -                      | -                    | -                           | -                                    | -                            |
| 23  | KALIMANTAN TIMUR                | -                      | -                    | -                           | -                                    | -                            |
|     | <b>KALIMANTAN</b>               | <b>-</b>               | <b>-</b>             | <b>-</b>                    | <b>-</b>                             | <b>-</b>                     |
| 24  | SULAWESI UTARA                  | -                      | -                    | -                           | -                                    | -                            |
| 25  | GORONTALO                       | -                      | -                    | -                           | -                                    | -                            |
| 26  | SULAWESI TENGAH                 | -                      | -                    | -                           | -                                    | -                            |
| 27  | SULAWESI SELATAN                | 4,800                  | 3,600                | 400                         | 111                                  | 4,360                        |
| 28  | SULAWESI BARAT                  | -                      | -                    | -                           | -                                    | -                            |
| 29  | SULAWESI TENGGARA               | -                      | -                    | -                           | -                                    | -                            |
|     | <b>SULAWESI</b>                 | <b>4,800</b>           | <b>3,600</b>         | <b>400</b>                  | <b>111</b>                           | <b>4,360</b>                 |
| 30  | M A L U K U                     | -                      | -                    | -                           | -                                    | -                            |
| 31  | MALUKU UTARA                    | -                      | -                    | -                           | -                                    | -                            |
| 32  | P A P U A                       | -                      | -                    | -                           | -                                    | -                            |
| 33  | PAPUA BARAT                     | -                      | -                    | -                           | -                                    | -                            |
|     | <b>MALUKU &amp; PAPUA</b>       | <b>-</b>               | <b>-</b>             | <b>-</b>                    | <b>-</b>                             | <b>-</b>                     |
|     | <b>I N D O N E S I A</b>        | <b>6,368</b>           | <b>5,155</b>         | <b>891</b>                  | <b>173</b>                           | <b>6,418</b>                 |

Keterangan / Note :

1. Angka Estimasi / Estimation \*\*)
2. Wujud Produksi / Production : Serat Berbiji / Cotton Fibre and Seeds

**Direktorat Jenderal Perkebunan**  
Directorate General of Estate Crops

**Tabel 13. Luas Areal dan Produksi Kapas Perkebunan Rakyat Menurut Kabupaten dan Keadaan Tanaman Tahun 2016**

*Table Area and Cotton Production of Smallholder by District and Tree Crop Classification, 2016*

| No. | Provinsi / Province | Luas Areal / Area<br>(Ha) |                            | Produksi /<br>Production<br>(Ton) | Produktivitas /<br>Productivity<br>(Kg/Ha) | Jumlah<br>Petani /<br>Farmers<br>(KK) |
|-----|---------------------|---------------------------|----------------------------|-----------------------------------|--|---------------------------------------|
|     |                     | Tanam<br>Planted<br>(Ha)  | Panen<br>Harvested<br>(Ha) |                                   |  |                                       |
| 1   | JAWA TENGAH         |                           |                            |                                   |  |                                       |
|     | Kab. Grobogan       | -                         | -                          | -                                 | -  | -                                     |
|     | Kab. Pekalongan     | -                         | -                          | -                                 | -  | -                                     |
|     | Kab. Pemasang       | 1                         | 1                          | 0                                 | 67   | 12                                    |
|     | Kab. Blora          | 2                         | 2                          | 0                                 | 200  | 13                                    |
|     | Kab. Kudus          | -                         | -                          | -                                 | -  | -                                     |
|     | Kab. Brebes         | -                         | -                          | -                                 | -  | -                                     |
|     | Kab. Cilacap        | -                         | -                          | -                                 | -  | -                                     |
|     | Kab. Wonogiri       | 200                       | 200                        | 14                                | 69   | 341                                   |
|     | Kab. Pati           | -                         | -                          | -                                 | -  | -                                     |
|     | PROPINSI / PROVINCE | <b>203</b>                | <b>203</b>                 | <b>14</b>                         | <b>70</b>                                  | <b>366</b>                            |
| 2   | DI Yogyakarta       |                           |                            |                                   |  |                                       |
|     | Kab. Gunung Kidul   | -                         | -                          | -                                 | -  | -                                     |
|     | PROPINSI / PROVINCE | -                         | -                          | -                                 | -  | -                                     |
| 3   | JAWA TIMUR          |                           |                            |                                   |  |                                       |
|     | Kab. Mojokerto      | 92                        | 26                         | 21                                | 808  | 236                                   |
|     | Kab. Tuban          | -                         | -                          | -                                 | -  | -                                     |
|     | Kab. Lamongan       | 60                        | 53                         | 29                                | 547  | 237                                   |
|     | Kab. Pacitan        | -                         | -                          | -                                 | -  | -                                     |
|     | Kab. Probolinggo    | -                         | -                          | -                                 | -  | -                                     |
|     | Kab. Sitobondo      | -                         | -                          | -                                 | -  | -                                     |
|     | Kab. Banyuwangi     | -                         | -                          | -                                 | -  | -                                     |
|     | PROPINSI / PROVINCE | <b>152</b>                | <b>79</b>                  | <b>50</b>                         | <b>633</b>                                 | <b>473</b>                            |
| 4   | BALI                |                           |                            |                                   |  |                                       |
|     | Kab. Jembrana       | -                         | -                          | -                                 | -  | -                                     |
|     | Kab. Buleleng       | 40                        | 40                         | 17                                | 433  | 85                                    |
|     | Kab. Karangasem     | 40                        | 40                         | 16                                | 405  | 73                                    |
|     | PROPINSI / PROVINCE | <b>80</b>                 | <b>80</b>                  | <b>34</b>                         | <b>419</b>                                 | <b>158</b>                            |

| No. | Provinsi / Province   | Luas Areal / Area<br>(Ha) |                            | Produksi /<br>Production<br>(Ton) | Produktivitas /<br>Productivity<br>(Kg/Ha) | Jumlah<br>Petani /<br>Farmers<br>(KK) |
|-----|-----------------------|---------------------------|----------------------------|-----------------------------------|--|---------------------------------------|
|     |                       | Tanam<br>Planted<br>(Ha)  | Panen<br>Harvested<br>(Ha) |                                   |  |                                       |
|     |                       | 5                         | NUSA TENGGARA BARAT        |                                   |  |                                       |
|     | Kab. Lombok Tengah    | 40                        | 40                         | 16                                | 394  | 109                                   |
|     | Kab. Lombok Barat     | 40                        | 40                         | 15                                | 375  | 106                                   |
|     | Kab. Lombok Utara     | 40                        | 31                         | 11                                | 348  | 48                                    |
|     | Kab. Lombok Timur     | 40                        | 40                         | 16                                | 400  | 36                                    |
|     | Kab. Sumbawa Barat    | -                         | -                          | -                                 | -  | -                                     |
|     | Kab. Sumbawa          | 40                        | 40                         | 12                                | 301  | 60                                    |
|     | PROPINSI / PROVINCE   | <b>200</b>                | <b>191</b>                 | <b>69</b>                         | <b>364</b>                                 | <b>359</b>                            |
| 6   | NUSA TENGGARA TIMUR   |                           |                            |                                   |  |                                       |
|     | Kab. Sumba Timur      | -                         | -                          | -                                 | -  | -                                     |
|     | Kab. Sumba Barat      | -                         | -                          | -                                 | -  | -                                     |
|     | Kab. Sumba Tengah     | -                         | -                          | -                                 | -  | -                                     |
|     | Kab. Ngada            | 5                         | 5                          | 3                                 | 600  | 8                                     |
|     | Kab. Sumba Barat Daya | 90                        | 90                         | 66                                | 733  | 138                                   |
|     | PROPINSI / PROVINCE   | <b>95</b>                 | <b>95</b>                  | <b>69</b>                         | <b>726</b>                                 | <b>146</b>                            |
| 7   | SULAWESI SELATAN      |                           |                            |                                   |  |                                       |
|     | Kab. Selayar          | -                         | -                          | -                                 | -  | -                                     |
|     | Kab. Bulukumba        | 700                       | 700                        | 315                               | 450  | 766                                   |
|     | Kab. Bantaeng         | 420                       | 420                        | 63                                | 150  | 544                                   |
|     | Kab. Gowa             | 500                       | 350                        | 63                                | 180  | 575                                   |
|     | Kab. Sinjai           | -                         | -                          | -                                 | -  | -                                     |
|     | Kab. Bone             | 250                       | 250                        | 120                               | 480  | 229                                   |
|     | Kab. Soppeng          | 200                       | 200                        | 61                                | 305  | 223                                   |
|     | Kab. Wajo             | -                         | -                          | -                                 | -  | -                                     |
|     | Kab. Toraja Utara     | -                         | -                          | -                                 | -  | -                                     |
|     | Kab. Jeneponto        | 1,600                     | 278                        | 63                                | 227  | 1,861                                 |
|     | Kab. Takalar          | 200                       | 194                        | 11                                | 57   | 462                                   |
|     | PROPINSI / PROVINCE   | <b>3,870</b>              | <b>2,392</b>               | <b>696</b>                        | <b>291</b>                                 | <b>4,660</b>                          |
|     | <b>INDONESIA</b>      | <b>4,600</b>              | <b>3,039</b>               | <b>932</b>                        | <b>307</b>                                 | <b>6,162</b>                          |

Keterangan / Note :

1. Angka Tetap / Fixed
2. Wujud Produksi / Production :  
Serat Berbiji / Cotton Fibre and Seeds

Direktorat Jenderal Perkebunan  
Directorate General of Estate Crops

**Tabel 12. Luas Areal dan Produksi Kapas Perkebunan Rakyat Menurut Provinsi dan Keadaan Tanaman Tahun 2016**

*Table Area and Cotton Production of Smallholder by Province and Tree Crop Classification, 2016*

| No. | Provinsi / Province             | Luas Areal / Area (Ha) |                      | Produksi / Production (Ton) | Produktivitas / Productivity (Kg/Ha) | Jumlah Petani / Farmers (KK) |
|-----|---------------------------------|------------------------|----------------------|-----------------------------|--------------------------------------|------------------------------|
|     |                                 | Tanam Planted (Ha)     | Panen Harvested (Ha) |                             |                                      |                              |
| 1   | ACEH                            | -                      | -                    | -                           | -                                    | -                            |
| 2   | SUMATERA UTARA                  | -                      | -                    | -                           | -                                    | -                            |
| 3   | SUMATERA BARAT                  | -                      | -                    | -                           | -                                    | -                            |
| 4   | R I A U                         | -                      | -                    | -                           | -                                    | -                            |
| 5   | KEPULAUAN RIAU                  | -                      | -                    | -                           | -                                    | -                            |
| 6   | J A M B I                       | -                      | -                    | -                           | -                                    | -                            |
| 7   | SUMATERA SELATAN                | -                      | -                    | -                           | -                                    | -                            |
| 8   | BANGKA BELITUNG                 | -                      | -                    | -                           | -                                    | -                            |
| 9   | BENGKULU                        | -                      | -                    | -                           | -                                    | -                            |
| 10  | LAMPUNG                         | -                      | -                    | -                           | -                                    | -                            |
|     | <b>SUMATERA</b>                 | -                      | -                    | -                           | -                                    | -                            |
| 11  | D.K.I. JAKARTA                  | -                      | -                    | -                           | -                                    | -                            |
| 12  | JAWA BARAT                      | -                      | -                    | -                           | -                                    | -                            |
| 13  | BANTEN                          | -                      | -                    | -                           | -                                    | -                            |
| 14  | JAWA TENGAH                     | 203                    | 203                  | 14                          | 70                                   | 366                          |
| 15  | D.I. YOGYAKARTA                 | -                      | -                    | -                           | -                                    | -                            |
| 16  | JAWA TIMUR                      | 152                    | 79                   | 50                          | 633                                  | 473                          |
|     | <b>JAWA</b>                     | <b>355</b>             | <b>282</b>           | <b>64</b>                   | <b>228</b>                           | <b>839</b>                   |
| 17  | B A L I                         | 80                     | 80                   | 34                          | 419                                  | 158                          |
| 18  | NUSA TENGGARA BARAT             | 200                    | 191                  | 69                          | 364                                  | 359                          |
| 19  | NUSA TENGGARA TIMUR             | 95                     | 95                   | 69                          | 726                                  | 146                          |
|     | <b>NUSA TENGGARA &amp; BALI</b> | <b>375</b>             | <b>366</b>           | <b>172</b>                  | <b>470</b>                           | <b>663</b>                   |
| 20  | KALIMANTAN BARAT                | -                      | -                    | -                           | -                                    | -                            |
| 21  | KALIMANTAN TENGAH               | -                      | -                    | -                           | -                                    | -                            |
| 22  | KALIMANTAN SELATAN              | -                      | -                    | -                           | -                                    | -                            |
| 23  | KALIMANTAN TIMUR                | -                      | -                    | -                           | -                                    | -                            |
|     | <b>KALIMANTAN</b>               | -                      | -                    | -                           | -                                    | -                            |
| 24  | SULAWESI UTARA                  | -                      | -                    | -                           | -                                    | -                            |
| 25  | GORONTALO                       | -                      | -                    | -                           | -                                    | -                            |
| 26  | SULAWESI TENGAH                 | -                      | -                    | -                           | -                                    | -                            |
| 27  | SULAWESI SELATAN                | 3,870                  | 2,392                | 696                         | 291                                  | 4,660                        |
| 28  | SULAWESI BARAT                  | -                      | -                    | -                           | -                                    | -                            |
| 29  | SULAWESI TENGGARA               | -                      | -                    | -                           | -                                    | -                            |
|     | <b>SULAWESI</b>                 | <b>3,870</b>           | <b>2,392</b>         | <b>696</b>                  | <b>291</b>                           | <b>4,660</b>                 |
| 30  | M A L U K U                     | -                      | -                    | -                           | -                                    | -                            |
| 31  | MALUKU UTARA                    | -                      | -                    | -                           | -                                    | -                            |
| 32  | P A P U A                       | -                      | -                    | -                           | -                                    | -                            |
| 33  | PAPUA BARAT                     | -                      | -                    | -                           | -                                    | -                            |
|     | <b>MALUKU &amp; PAPUA</b>       | -                      | -                    | -                           | -                                    | -                            |
|     | <b>I N D O N E S I A</b>        | <b>4,600</b>           | <b>3,039</b>         | <b>932</b>                  | <b>307</b>                           | <b>6,162</b>                 |

Keterangan / Note :

1. Angka Tetap / Fixed
2. Wujud Produksi / Production : Serat Berbiji / Cotton Fibre and Seeds

**Direktorat Jenderal Perkebunan**  
Directorate General of Estate Crops

**Tabel 14. Luas Areal dan Produksi Kapas Perkebunan Rakyat Menurut Provinsi dan Keadaan Tanaman Tahun 2017 \*)**

*Table Area and Cotton Production of Smallholder by Province and Tree Crop Classification, 2017 \*)*

| No. | Provinsi / Province             | Luas Areal / Area (Ha) |                      | Produksi / Production (Ton) | Produktivitas / Productivity (Kg/Ha) | Jumlah Petani / Farmers (KK) |
|-----|---------------------------------|------------------------|----------------------|-----------------------------|--------------------------------------|------------------------------|
|     |                                 | Tanam Planted (Ha)     | Panen Harvested (Ha) |                             |                                      |                              |
| 1   | ACEH                            | -                      | -                    | -                           | -                                    | -                            |
| 2   | SUMATERA UTARA                  | -                      | -                    | -                           | -                                    | -                            |
| 3   | SUMATERA BARAT                  | -                      | -                    | -                           | -                                    | -                            |
| 4   | R I A U                         | -                      | -                    | -                           | -                                    | -                            |
| 5   | KEPULAUAN RIAU                  | -                      | -                    | -                           | -                                    | -                            |
| 6   | J A M B I                       | -                      | -                    | -                           | -                                    | -                            |
| 7   | SUMATERA SELATAN                | -                      | -                    | -                           | -                                    | -                            |
| 8   | BANGKA BELITUNG                 | -                      | -                    | -                           | -                                    | -                            |
| 9   | BENGKULU                        | -                      | -                    | -                           | -                                    | -                            |
| 10  | LAMPUNG                         | -                      | -                    | -                           | -                                    | -                            |
|     | <b>SUMATERA</b>                 | <b>-</b>               | <b>-</b>             | <b>-</b>                    | <b>-</b>                             | <b>-</b>                     |
| 11  | D.K.I. JAKARTA                  | -                      | -                    | -                           | -                                    | -                            |
| 12  | JAWA BARAT                      | -                      | -                    | -                           | -                                    | -                            |
| 13  | BANTEN                          | -                      | -                    | -                           | -                                    | -                            |
| 14  | JAWA TENGAH                     | 218                    | 205                  | 38                          | 185                                  | 452                          |
| 15  | D.I. YOGYAKARTA                 | -                      | -                    | -                           | -                                    | -                            |
| 16  | JAWA TIMUR                      | 143                    | 76                   | 46                          | 605                                  | 446                          |
|     | <b>JAWA</b>                     | <b>361</b>             | <b>281</b>           | <b>84</b>                   | <b>298</b>                           | <b>898</b>                   |
| 17  | B A L I                         | -                      | -                    | -                           | -                                    | -                            |
| 18  | NUSA TENGGARA BARAT             | 580                    | 51                   | 23                          | 446                                  | 90                           |
| 19  | NUSA TENGGARA TIMUR             | 113                    | 94                   | 66                          | 702                                  | 137                          |
|     | <b>NUSA TENGGARA &amp; BALI</b> | <b>693</b>             | <b>145</b>           | <b>89</b>                   | <b>612</b>                           | <b>227</b>                   |
| 20  | KALIMANTAN BARAT                | -                      | -                    | -                           | -                                    | -                            |
| 21  | KALIMANTAN TENGAH               | -                      | -                    | -                           | -                                    | -                            |
| 22  | KALIMANTAN SELATAN              | -                      | -                    | -                           | -                                    | -                            |
| 23  | KALIMANTAN TIMUR                | -                      | -                    | -                           | -                                    | -                            |
|     | <b>KALIMANTAN</b>               | <b>-</b>               | <b>-</b>             | <b>-</b>                    | <b>-</b>                             | <b>-</b>                     |
| 24  | SULAWESI UTARA                  | -                      | -                    | -                           | -                                    | -                            |
| 25  | GORONTALO                       | -                      | -                    | -                           | -                                    | -                            |
| 26  | SULAWESI TENGAH                 | -                      | -                    | -                           | -                                    | -                            |
| 27  | SULAWESI SELATAN                | 4,779                  | 3,167                | 346                         | 109                                  | 3,788                        |
| 28  | SULAWESI BARAT                  | -                      | -                    | -                           | -                                    | -                            |
| 29  | SULAWESI TENGGARA               | -                      | -                    | -                           | -                                    | -                            |
|     | <b>SULAWESI</b>                 | <b>4,779</b>           | <b>3,167</b>         | <b>346</b>                  | <b>109</b>                           | <b>3,788</b>                 |
| 30  | M A L U K U                     | -                      | -                    | -                           | -                                    | -                            |
| 31  | MALUKU UTARA                    | -                      | -                    | -                           | -                                    | -                            |
| 32  | P A P U A                       | -                      | -                    | -                           | -                                    | -                            |
| 33  | PAPUA BARAT                     | -                      | -                    | -                           | -                                    | -                            |
|     | <b>MALUKU &amp; PAPUA</b>       | <b>-</b>               | <b>-</b>             | <b>-</b>                    | <b>-</b>                             | <b>-</b>                     |
|     | <b>I N D O N E S I A</b>        | <b>5,833</b>           | <b>3,593</b>         | <b>519</b>                  | <b>144</b>                           | <b>4,913</b>                 |

Keterangan / Note :

1. Angka Sementara / Preliminary \*)
2. Wujud Produksi / Production :  
Serat Berbiji / Cotton Fibre and Seeds

**Direktorat Jenderal Perkebunan**  
*Directorate General of Estate Crops*

**Tabel 15. Luas Areal dan Produksi Kapas Perkebunan Rakyat Menurut Provinsi dan Keadaan Tanaman Tahun 2018 \*\*)**

*Table Area and Cotton Production of Smallholder by Province and Tree Crop Classification, 2018 \*\*)*

| No. | Provinsi / Province             | Luas Areal / Area (Ha) |                      | Produksi / Production (Ton) | Produktivitas / Productivity (Kg/Ha) | Jumlah Petani / Farmers (KK) |
|-----|---------------------------------|------------------------|----------------------|-----------------------------|--------------------------------------|------------------------------|
|     |                                 | Tanam Planted (Ha)     | Panen Harvested (Ha) |                             |                                      |                              |
| 1   | ACEH                            | -                      | -                    | -                           | -                                    | -                            |
| 2   | SUMATERA UTARA                  | -                      | -                    | -                           | -                                    | -                            |
| 3   | SUMATERA BARAT                  | -                      | -                    | -                           | -                                    | -                            |
| 4   | R I A U                         | -                      | -                    | -                           | -                                    | -                            |
| 5   | KEPULAUAN RIAU                  | -                      | -                    | -                           | -                                    | -                            |
| 6   | J A M B I                       | -                      | -                    | -                           | -                                    | -                            |
| 7   | SUMATERA SELATAN                | -                      | -                    | -                           | -                                    | -                            |
| 8   | BANGKA BELITUNG                 | -                      | -                    | -                           | -                                    | -                            |
| 9   | BENGKULU                        | -                      | -                    | -                           | -                                    | -                            |
| 10  | LAMPUNG                         | -                      | -                    | -                           | -                                    | -                            |
|     | <b>SUMATERA</b>                 | <b>-</b>               | <b>-</b>             | <b>-</b>                    | <b>-</b>                             | <b>-</b>                     |
| 11  | D.K.I. JAKARTA                  | -                      | -                    | -                           | -                                    | -                            |
| 12  | JAWA BARAT                      | -                      | -                    | -                           | -                                    | -                            |
| 13  | BANTEN                          | -                      | -                    | -                           | -                                    | -                            |
| 14  | JAWA TENGAH                     | 218                    | 205                  | 39                          | 185                                  | 452                          |
| 15  | D.I. YOGYAKARTA                 | 100                    | 100                  | 9                           | 90                                   | 339                          |
| 16  | JAWA TIMUR                      | 300                    | 300                  | 40                          | 133                                  | 415                          |
|     | <b>JAWA</b>                     | <b>618</b>             | <b>605</b>           | <b>88</b>                   | <b>145</b>                           | <b>1,206</b>                 |
| 17  | B A L I                         | 250                    | 250                  | 47                          | 188                                  | -                            |
| 18  | NUSA TENGGARA BARAT             | 600                    | 600                  | 300                         | 500                                  | 512                          |
| 19  | NUSA TENGGARA TIMUR             | 100                    | 100                  | 56                          | 560                                  | 340                          |
|     | <b>NUSA TENGGARA &amp; BALI</b> | <b>950</b>             | <b>950</b>           | <b>403</b>                  | <b>424</b>                           | <b>852</b>                   |
| 20  | KALIMANTAN BARAT                | -                      | -                    | -                           | -                                    | -                            |
| 21  | KALIMANTAN TENGAH               | -                      | -                    | -                           | -                                    | -                            |
| 22  | KALIMANTAN SELATAN              | -                      | -                    | -                           | -                                    | -                            |
| 23  | KALIMANTAN TIMUR                | -                      | -                    | -                           | -                                    | -                            |
|     | <b>KALIMANTAN</b>               | <b>-</b>               | <b>-</b>             | <b>-</b>                    | <b>-</b>                             | <b>-</b>                     |
| 24  | SULAWESI UTARA                  | -                      | -                    | -                           | -                                    | -                            |
| 25  | GORONTALO                       | -                      | -                    | -                           | -                                    | -                            |
| 26  | SULAWESI TENGAH                 | -                      | -                    | -                           | -                                    | -                            |
| 27  | SULAWESI SELATAN                | 4,800                  | 3,600                | 400                         | 101                                  | 4,360                        |
| 28  | SULAWESI BARAT                  | -                      | -                    | -                           | -                                    | -                            |
| 29  | SULAWESI TENGGARA               | -                      | -                    | -                           | -                                    | -                            |
|     | <b>SULAWESI</b>                 | <b>4,800</b>           | <b>3,600</b>         | <b>400</b>                  | <b>111</b>                           | <b>4,360</b>                 |
| 30  | M A L U K U                     | -                      | -                    | -                           | -                                    | -                            |
| 31  | MALUKU UTARA                    | -                      | -                    | -                           | -                                    | -                            |
| 32  | P A P U A                       | -                      | -                    | -                           | -                                    | -                            |
| 33  | PAPUA BARAT                     | -                      | -                    | -                           | -                                    | -                            |
|     | <b>MALUKU &amp; PAPUA</b>       | <b>-</b>               | <b>-</b>             | <b>-</b>                    | <b>-</b>                             | <b>-</b>                     |
|     | <b>I N D O N E S I A</b>        | <b>6,368</b>           | <b>5,155</b>         | <b>891</b>                  | <b>173</b>                           | <b>6,418</b>                 |

Keterangan / Note :

1. Angka Perkiraan / Estimation \*\*)
2. Wujud Produksi / Production :  
Serat Berbiji / Cotton Fibre and Seeds

**Direktorat Jenderal Perkebunan**  
Directorate General of Estate Crops

**Tabel 16. Volume dan Nilai Ekspor-Impor Kapas Menurut Negara Tujuan dan Asal Tahun 2016**

Table *Export-Import Volume and Value of Cotton by Destination and Origin Country, 2016*

| No. | Kode HS /<br>HS code  | Ekspor / Export                |                         |                         | Impor / Import          |                         |                         |
|-----|---|--------------------------------|-------------------------|-------------------------|-------------------------|-------------------------|-------------------------|
|     |   | Negara Tujuan /<br>Destination | Volume /<br>Volume (Kg) | Nilai / Value<br>(US\$) | Negara Asal /<br>Origin | Volume /<br>Volume (Kg) | Nilai / Value<br>(US\$) |
| 1   | <i>Cotton seeds, oth than seed, whether/or not broken</i><br>HS, 1207290000                               | HONG KONG                      | 2,882                   | 2,547                   | SINGAPORE               | 116                     | 2,897                   |
|     |   | SINGAPORE                      | 19,560                  | 33,425                  | MYANMAR                 | 38,000                  | 49,590                  |
|     |   | MALAYSIA                       | 70                      | 655                     | CHILE                   | 27                      | 335                     |
|     |   | CHINA                          | 610,385                 | 153,610                 |                         |                         |                         |
|     |   | VIETNAM                        | 61,755                  | 75,107                  |                         |                         |                         |
|     |   | NETHERLAND                     | 100                     | 4,650                   |                         |                         |                         |
|     |   | UNITED KINGDOM                 | 2                       | 15                      |                         |                         |                         |
|     |   | FRANCE                         | 1                       | 1                       |                         |                         |                         |
|     |   | TAIWAN                         | 413,323                 | 97,548                  |                         |                         |                         |
|     |   | <b>1,108,078</b>               | <b>367,558</b>          |                         | <b>38,143</b>           | <b>52,822</b>           |                         |
| 2   | <i>Cotton linters</i><br>HS, 1404200000   | HONGKONG                       | 40                      | 259                     |                         |                         |                         |
|     |   | AUSTRALIA                      | 1,040                   | 3,819                   |                         |                         |                         |
|     |   | POLAND                         | 214                     | 706                     |                         |                         |                         |
|     |   | MALAYSIA                       | 50,128                  | 83,878                  |                         |                         |                         |
|     |   | UNITED STATES                  | 525                     | 1,190                   |                         |                         |                         |
|     |   | UNITED KINGDOM                 | 521                     | 1,210                   |                         |                         |                         |
|     |   | <b>52,468</b>                  | <b>91,062</b>           |                         | -                       | -                       |                         |
| 3   | <i>Fractions of unrefined cotton seed oil</i><br>HS, 1512291000   |                                |                         |                         |                         |                         |                         |
|     |   |                                | -                       | -                       |                         | -                       | -                       |
| 4   | <i>Fractions of refined cotton seed oil</i><br>HS, 1512299000   |                                |                         | 1,140                   | UNITED STATES           | 2,804                   | 11,791                  |
|     |   |                                |                         |                         | CHINA                   | 767                     | 16,194                  |
|     |   |                                |                         |                         | INDIA                   | 83                      | 1,534                   |
|     |   |                                |                         | <b>1,140</b>            |                         | <b>3,654</b>            | <b>29,519</b>           |
| 5   | <i>Inedible Mixtures/ Preparations Of Cotton Seeds Fats/Oils/ Of Differ Fats/Oil Fr</i><br>HS, 1518003700 |                                |                         |                         |                         |                         |                         |
|     |   |                                | -                       | -                       |                         | -                       | -                       |
| 6   | <i>Oil-cake and other solid residues of cotton seeds</i><br>HS, 2306100000                                | JAPAN                          | 26,200                  | 6,418                   |                         |                         |                         |
|     |   | KOREA, REPUBLIC OF             | 60,000                  | 1,620                   |                         |                         |                         |
|     |   | <b>86,200</b>                  | <b>8,038</b>            |                         | -                       | -                       |                         |
| 7   | <i>Cotton linters pulp</i><br>HS, 4706100000  | MALAYSIA                       | 252                     | 5                       | AUSTRALIA               | -                       | -                       |
|     |   |                                |                         |                         | CHINA                   | 1,826,561               | 3,586,618               |
|     |   |                                |                         |                         | GERMANY, FED. REP. OF   | 643,642                 | 2,464,413               |
|     |   |                                |                         |                         | HONG KONG               | 96,000                  | 280,080                 |
|     |   |                                |                         |                         | JAPAN                   | 17,317                  | 140,653                 |
|     |   |                                |                         |                         | SINGAPORE               | 6,442                   | 52,393                  |
|     |   |                                |                         |                         | TAIWAN                  | -                       | -                       |
|     |   |                                |                         |                         | MALAYSIA                | 6,000                   | 8,912                   |
|     |   |                                |                         |                         | UNITED STATES           | 29,799                  | 69,824                  |
|     |   |                                |                         |                         | UZBEKISTAN              | 3,320,000               | 4,965,093               |
|     |   | <b>252</b>                     | <b>5</b>                |                         | <b>5,945,761</b>        | <b>11,567,986</b>       |                         |

| No. | Kode HS /<br>HS code                                     | Ekspor / Export                |                              |                         | Impor / Import           |                         |                         |
|-----|--|--------------------------------|------------------------------|-------------------------|--------------------------|-------------------------|-------------------------|
|     |  | Negara Tujuan /<br>Destination | Volume /<br>Volume (Kg)      | Nilai / Value<br>(US\$) | Negara Asal /<br>Origin  | Volume /<br>Volume (Kg) | Nilai / Value<br>(US\$) |
| 8   | Cotton, not carded/combed<br>HS, 5201000000              | SRI LANKA                      | 361,613                      | 633,877                 | UNITED ARAB EMIRATES     | -                       | -                       |
|     |  | MALAYSIA                       | 180,425                      | 134,733                 | AUSTRALIA                | 71,314,326              | 127,648,711             |
|     |  | CHINA                          | 39,256                       | 110,796                 | ARGENTINA                | 11,774,912              | 17,305,777              |
|     |  | INDIA                          | 151,346                      | 211,114                 | SAUDI ARABIA             | 500,188                 | 803,748                 |
|     |  | VIET NAM                       | 600,876                      | 365,495                 | BURKINA FASO             | 18,253,565              | 28,085,320              |
|     |  | BELGIUM                        | 26                           | 335                     | BENIN                    | 13,905,892              | 18,733,382              |
|     |  | TUNISIA                        | 16,874                       | 45,560                  | BELGIUM                  | -                       | -                       |
|     |  | UNITED STATES                  | 3,361                        | 10,670                  | BRAZIL                   | 175,128,662             | 278,816,943             |
|     |  | GERMAN, FED.REP.OF             | 17,897                       | 17,391                  | CENTRAL AFRICAN REPUBLIC | 2,608,910               | 4,058,744               |
|     |  | JAPAN                          | 35,270                       | 43,000                  | SWITZERLAND              | 2,838,414               | 4,691,406               |
|     |  | SINGAPORE                      | 123                          | 9,670                   | COTE D'IVOIRE            | 21,611,961              | 31,581,929              |
|     |  | PAPUA NEW GUINEA               | 5                            | 53                      | CAMEROON                 | 7,942,096               | 11,094,645              |
|     |  | HONGKONG                       | 138,121                      | 394,991                 | CHINA                    | 195,058                 | 342,265                 |
|     |  | NETHERLANDS                    | 35                           | 543                     | GERMANY, FED. REP. OF    | 85,151                  | 88,751                  |
|     |  | FRANCE                         | 3                            | 172                     | JAPAN                    | 52,345                  | 101,139                 |
|     |  | GREECE                         | 505                          | 1,263                   | EGYPT                    | 457,104                 | 1,129,611               |
|     |  |                                |                              |                         | SPAIN                    | 7,124,744               | 12,788,042              |
|     |  |                                |                              |                         | FRANCE                   | -                       | -                       |
|     |  |                                |                              |                         | UNITED KINGDOM           | 1,084,346               | 1,851,711               |
|     |  |                                |                              |                         | GHANA                    | 316,540                 | 502,451                 |
|     |  |                                |                              |                         | GUINEA                   | 603,233                 | 832,999                 |
|     |  |                                |                              |                         | GREECE                   | 26,192,018              | 44,016,956              |
|     |  |                                |                              |                         | HONG KONG                | 100,960                 | 151,352                 |
|     |  |                                |                              |                         | INDONESIA                | -                       | -                       |
|     |  |                                |                              |                         | INDIA                    | 51,383,040              | 77,144,080              |
|     |  |                                |                              |                         | KOREA, REPUBLIC OF       | -                       | -                       |
|     |  |                                |                              |                         | KAZAKHSTAN               | 153,870                 | 187,066                 |
|     |  |                                |                              |                         | SUDAN                    | 151,900                 | 32,172                  |
|     |  |                                |                              |                         | MALI                     | 17,649,571              | 26,707,741              |
|     |  |                                |                              |                         | MALAWI                   | 194,960                 | 331,503                 |
|     |  |                                |                              |                         | MEXICO                   | 4,598,514               | 6,303,853               |
|     |  |                                |                              |                         | MALAYSIA                 | 1,750,968               | 2,869,525               |
|     |  |                                | MOZAMBIQUE                   | 2,537,224               | 4,120,128                |                         |                         |
|     |  |                                | COSTA RICA                   | 99,711                  | 171,464                  |                         |                         |
|     |  |                                | NETHERLANDS ANTILLES         | -                       | -                        |                         |                         |
|     |  |                                | NIGERIA                      | 1,273,554               | 1,297,396                |                         |                         |
|     |  |                                | PAKISTAN                     | 3,774,798               | 5,367,503                |                         |                         |
|     |  |                                | PARAGUAY                     | 2,701,480               | 4,489,935                |                         |                         |
|     |  |                                | SINGAPORE                    | 444,600                 | 711,361                  |                         |                         |
|     |  |                                | SENEGAL                      | 896,898                 | 1,375,734                |                         |                         |
|     |  |                                | CHAD                         | 1,349,750               | 2,106,215                |                         |                         |
|     |  |                                | TOGO                         | 4,474,797               | 6,728,669                |                         |                         |
|     |  |                                | TURKEY                       | 201,489                 | 328,715                  |                         |                         |
|     |  |                                | TANZANIA, UNITED REPUBLIC OF | 8,519,756               | 14,661,055               |                         |                         |
|     |  |                                | UGANDA                       | 3,559,547               | 5,472,832                |                         |                         |
|     |  |                                | UNITED STATES                | 188,417,914             | 307,191,847              |                         |                         |
|     |  |                                | COLOMBIA                     | 1,021,936               | 1,741,551                |                         |                         |
|     |  |                                | UZBEKISTAN                   | 854,811                 | 939,122                  |                         |                         |
|     |  |                                | SOUTH AFRICA                 | 4,873,152               | 7,595,044                |                         |                         |
|     |  |                                | ZAMBIA                       | 10,416,404              | 16,060,060               |                         |                         |
|     |  |                                | ZIMBABWE                     | 4,535,285               | 7,410,596                |                         |                         |
|     |  |                                | VIETNAM                      | 601,247                 | 1,018,437                |                         |                         |
|     |  |                                | SWAZILAND                    | 120,711                 | 210,794                  |                         |                         |
|     |  | <b>1,545,736</b>               | <b>1,979,663</b>             |                         | <b>678,648,312</b>       | <b>1,087,200,280</b>    |                         |
| 9   | Yarn waste<br>(including thread waste)<br>HS, 5202100000 | CHINA                          | 3,418,533                    | 2,141,094               | KOREA, REPUBLIC OF       | 239,780                 | 115,516                 |
|     |  | HONG KONG                      | 325,751                      | 98,311                  | JAPAN                    | 67,862                  | 42,965                  |
|     |  | JAPAN                          | 488,532                      | 453,530                 | CHINA                    | 1                       | 1                       |
|     |  | EAST TIMOR                     | 1,146                        | 1,360                   | THAILAND                 | 114                     | 2,088                   |
|     |  | THAILAND                       | 65,100                       | 58,213                  | SINGAPORE                | 14                      | 152                     |
|     |  | GERMAN, FED.REP.OF             | 78,000                       | 11,000                  | VIETNAM                  | 51                      | 487                     |
|     |  | INDIA                          | 110,500                      | 81,738                  | NETHERLANDS              | 3                       | 3                       |
|     |  | TAIWAN                         | 540,369                      | 497,734                 |                          |                         |                         |
|     |  | BANGLADESH                     | 20,500                       | 18,078                  |                          |                         |                         |
|     |  | UNITED STATES                  | 19,935                       | 6,468                   |                          |                         |                         |
|     |  | NETHERLANDS                    | 231,612                      | 46,092                  |                          |                         |                         |
|     |  | VIET NAM                       | 82,731                       | 35,771                  |                          |                         |                         |
|     |  | <b>5,382,709</b>               | <b>3,449,389</b>             |                         | <b>307,825</b>           | <b>161,212</b>          |                         |

| No. | Kode HS /<br>HS code                                   | Ekspor / Export   |  |   | Impor / Import   |  |   |
|-----|--|---|--|---|--|--|---|
|     |  | Negara Tujuan /<br>Destination  | Volume /<br>Volume (Kg)  | Nilai / Value<br>(US\$)   | Negara Asal /<br>Origin  | Volume /<br>Volume (Kg)                              | Nilai / Value<br>(US\$)                               |
| 10  | Garnetted stock<br>HS, 5202910000                      | THAILAND<br>VIET NAM<br>JAPAN   | 219,431<br>488,151<br>469,879  | 128,326<br>250,191<br>458,432   |  |  |   |
|     |  |   | <b>1,177,461</b>   | <b>836,949</b>  |  | -  | -   |
| 11  | Cotton waste, not garnetted<br>stock<br>HS, 5202990000 | BELGIUM<br>BANGLADESH<br>CHINA<br>UNITED ARAB EMIRATES<br>HONG KONG<br>AUSTRALIA<br>INDIA<br>JAPAN<br>GUATEMALA<br>KOREA, REPUBLIC OF<br>MALAYSIA<br>MEXICO<br>NETHERLANDS<br>PHILIPPINES<br>PAKISTAN<br>SINGAPORE<br>THAILAND<br>TURKEY<br>TAIWAN<br>UNITED STATES<br>VIET NAM   | 509,508<br>44,828<br>12,502,608<br>23,148<br>167,662<br>387<br>1,086,900<br>1,532,831<br>58,346<br>479,728<br>169,108<br>264,561<br>956,870<br>665,433<br>42,720<br>55,990<br>695,005<br>82,789<br>4,788,974<br>219,529<br>2,351,232   | 414,270<br>44,015<br>13,501,486<br>1,062,725<br>177,186<br>1,303<br>949,395<br>1,964,776<br>56,012<br>5,446,645<br>94,536<br>350,808<br>847,047<br>727,992<br>40,370<br>39,135<br>429,019<br>81,961<br>4,192,760<br>255,460<br>1,581,794  | CHINA<br>HONG KONG<br>JAPAN<br>KOREA, REPUBLIC OF<br>VIET NAM<br>INDONESIA<br>INDIA                      | 57,305<br>-<br>-<br>13,003<br>29,762<br>-<br>215,660 | 59,842<br>-<br>-<br>120,806<br>19,643<br>-<br>212,040 |
|     |  |   | <b>26,698,157</b>  | <b>32,258,695</b>   |  | <b>315,730</b>                                       | <b>412,331</b>  |
| 12  | Cotton, carded/combed<br>HS, 5203000000                | JAPAN<br>HONG KONG<br>KOREA, REPUBLIC OF<br>TAIWAN<br>CHINA<br>THAILAND<br>SINGAPORE<br>PHILIPPINES<br>MALAYSIA<br>MYANMAR<br>BRUNEI DARUSSALAM<br>VIET NAM<br>INDIA<br>PAKISTAN<br>BANGLADESH<br>IRAN (ISLAMIC REPUBLIC<br>SAUDI ARABIA<br>UNITED ARAB EMIRATES<br>MOROCCO<br>CAMEROON<br>SIERRA LEONE<br>SOUTH AFRICA<br>AUSTRALIA<br>NEW ZEALAND<br>FIJI<br>EAST TIMOR<br>UNITED STATES<br>CANADA<br>CHILE<br>ARGENTINA<br>COLOMBIA<br>ECUADOR<br>NETHERLANDS<br>FRANCE<br>GERMANY, FED. REP. OF<br>FINLAND<br>ITALY<br>PORTUGAL<br>ESTONIA<br>RUSSIA FEDERATION | 124,141<br>222,906<br>141,219<br>45,939<br>464,707<br>600,749<br>462<br>440,718<br>274,879<br>52,595<br>6,661<br>446,604<br>2<br>1<br>109,980<br>13,884<br>199,293<br>6,275<br>46,500<br>7,789<br>11<br>1,547<br>10,396<br>47<br>20<br>926<br>698<br>3,850<br>359,420<br>3,766<br>21,410<br>19,000<br>2,034<br>19,711<br>166<br>1<br>521,643<br>1<br>39,792<br>1,131,338 | 489,272<br>500,844<br>155,725<br>175,215<br>955,148<br>1,208,628<br>5,087<br>490,302<br>654,715<br>154,470<br>40,345<br>1,170,889<br>9<br>10<br>288,433<br>42,629<br>324,188<br>21,997<br>22,553<br>13,230<br>181<br>1,281<br>42,985<br>392<br>46<br>396<br>2,720<br>1,506<br>574,849<br>15,746<br>49,671<br>25,340<br>2,204<br>33,235<br>21<br>8<br>869,346<br>10<br>65,616<br>1,819,242 | JAPAN<br>KOREA, REPUBLIC OF<br>CHINA<br>VIETNAM<br>UNITED STATES<br>UNITED KINGDOM<br>GERMAN, FED.REP.OF | 32,128<br>48<br>31,559<br>3<br>5<br>488<br>1         | 42,258<br>720<br>37,850<br>1<br>340<br>4,161<br>1     |
|     |  |   | <b>5,341,081</b>   | <b>10,218,484</b>   |  | <b>64,232</b>  | <b>85,331</b>   |
|     | <b>TOTAL</b>   |   | <b>41,392,142</b>  | <b>47,231,320</b>   | <b>TOTAL</b>   | <b>685,323,657</b>                                   | <b>1,099,509,481</b>                                  |

Sumber / Source :  
Badan Pusat Statistik (BPS)  
Central Bureau of Statistic

Direktorat Jenderal Perkebunan  
Directorate of Estate Crops

**Tabel 17. Perkembangan Harga Rata-rata Tahunan Kapas di Pasar Domestik Tahun 2008-2017**

*Table Annually Average Price Trend of Cotton in Domestic Market, 2008-2017*

| No. | Komoditas             | Harga (Rp/kg) |       |       |       |       |       |       |       |       |       |
|-----|-----------------------|---------------|-------|-------|-------|-------|-------|-------|-------|-------|-------|
|     |                       | 2008          | 2009  | 2010  | 2011  | 2012  | 2013  | 2014  | 2015  | 2016  | 2017  |
| 1.  | Kapas (serat berbiji) | 2,750         | 4,000 | 4,050 | 4,050 | 4,196 | 4,285 | 2,729 | 8,868 | 4,900 | 5,100 |

*Sumber : Berbagai Sumber*

**Direktorat Jenderal Perkebunan**  
*Directorate General of Estate Crops*