

**MODUL**  
**MATA PELAJARAN BAHASA INGGRIS**  
**KELAS XII SEMESTER GENAP**  
**SMK PERTANIAN PEMBANGUNAN NEGERI KUPANG**  
**(SMK- PPN KUPANG)**

**Oleh**

**Luthfi Retriansyah, S.Pd**  
**NIP. 19910824 201403 1 001**



**KEMENTERIAN PERTANIAN**  
**BPPSDM PERTANIAN**  
**SMK-PP NEGERI KUPANG**  
**2019/2020**

# LEMBAR PENGESAHAN

## MODUL MATA PELAJARAN BAHASA INGGRIS

Untuk Sekolah Menengah Kejuruan (SMK)

Kelas XII

Mengetahui,  
Kepala Sekolah SMK-PP Negeri Kupang

**Ir. Stepanus Bulu, M.P**  
**NIP. 19631231 199803 1 056**

Kupang , Januari 2020

Guru Mata Pelajaran,

**Luthfi Retriansyah, M.Pd**  
**NIP. 19910824 201403 1 001**

## KATA PENGANTAR

Sebagai salah satu pendidik dalam bidang pertanian dan juga sebagai manusia pertanian khususnya dalam mengajarkan bahasa inggris terpanggil untuk menulis dan menyusun suatu modul Paket Satuan Pembelajaran (PSK) Mata Pelajaran Bahasa Inggris Kelas XII untuk semua program studi dengan acuan kurikulum 2013. Dengan modul ini diharapkan proses belajar mengajar di dalam kelas dapat berjalan dengan lancar.

Penulis menyadari buku ini masih jauh dari kesempurnaan sehingga diharapkan kritik dan saran yang membangun dari para pembaca untuk perbaikan dan penyempurnaannya. Akhirnya kepada semua pihak yang telah membantu dalam penyusunan dan pencetakan modul ini disampaikan terima kasih.

Kupang, 2020

# DAFTAR ISI

Judul .....	i
Lembar Pengesahan .....	ii
Kata Pengantar .....	iii
Daftar isi .....	iv
<b>BAB 1. Let's Visit Seattle!</b>	
I.PEMBELAJARAN .....	2
II.EVALUASI .....	15
<b>BAB 2. Let's Visit Seattle!</b>	
I.PEMBELAJARAN .....	2
II.EVALUASI .....	15
<b>BAB 3. Let's Visit Seattle!</b>	
I.PEMBELAJARAN .....	2
II.EVALUASI .....	15
Daftar Pustaka .....	

# **STUDENTS WORKSHEET OF ENGLISH**

## **GRADE XII SEMESTER 2**

**Indonesian Senior Secondary School  
on Agricultural Development, Kupang**



**KEMENTERIAN PERTANIAN  
BPPSDM PERTANIAN  
SMK-PP NEGERI KUPANG  
2019/2020**

## CHAPTER 1

### Why Don't You Visit Seattle?

#### 1. Vocabulary Builder

a. foolproof(adj)	: infallible	: sangat mudah
b. stroll (v)	: walk leasurely	: jalan-jalan
c. produce (n)	: crop, foodstuffs	: produksi
d. amid (prep)	: among, along with, in the middle of	: di tengah
e. hubbub (n)	: noise	: keributan
f. cozy (adj)	: comfortable, homely	: nyaman
g. wildlife (n)	: nature, birds	: alam liar
h. leisure (n)	: free time, spare time	: waktu luang
i. sophisticated (adj)	: refined, highly developed	: canggih
j. aviation (n)	: flight	: penerbangan
k. assemble (v)	: bring together, build	: merakit
l. treat (n)	: luxury, pleasure	: kemewahan

#### 2. Task 1

##### Vocabulary Exercise

**Make a sentence from the vocabularies below:**

*Foolproof, stroll, produce, amid, hubbub, cozy, wildlife, leisure, sophisticated, aviation, assemble, treat.*

#### 3. Task 2

##### Reading Section

### Six Things To Do If You Visit Seattle

There are 6 must-have experiences that you should do if you visit Seattle where city and nature come together. If you visit Seattle, arrive with this list in hand and you'll be off to a foolproof start for exploring the Emerald City's most unforgettable sights and sounds. If you visit Seattle :

1. Feel the fresh air on your face as you sail to Bainbridge Island on a Washington State Ferry. From the ferry you can enjoy the view of the Seattle skyline. You can also stroll around downtown's galleries, boutiques, coffeehouses and cafes. Seasonal gardens and natural woodlands at the Boedel Reserve is another option.
2. Why don't you tour Pike Place Market's produce stands and buy something you've never tasted. The Pike Place Market is much more than a farmers' market. Its entire district full of shopping, attractions and favorite sights. The area is festival of sounds, tastes and smells is part of the reason it's called the 'soul of Seattle'. Amid all the joyful hubbub, make sure you take time to spot these beloved icons. 3. Book a night at one of the many cozy B & Bs or resorts available throughout the Sun Juan Islands. Cozy bed and breakfasts are perfect way to enjoy the friendly island culture. Here, you can tour the numerous art galleries in Friday Harbor. You can also enjoy naturalist-guided tours, wildlife spotting, whale watching and storm watching.
4. See exciting and experimental works at Chihuly Garden and Glass. A visit to this site is an opportunity to take full advantage of the location at the Seattle Center, a premier destination for arts, entertainment and leisure activities. Explore the Space Needle and Pacific Science Center. Experience Music Project and a variety of cultural activities offered throughout the year.
5. Watch the world's most sophisticated aircraft be built before your eyes at the Boeing factory in Mukilteo. Explore the dynamics of flight and experience new aviation innovation. Go behind the scenes at Boeing to watch the very same jets you may one day be a passenger on being assembled.
6. For a sweet treat, tour the Theo Chocolate factory in Freemont and learn how their delicious confections are made. This factory has a mission to create change in the Democratic Republic of Congo (DRC) where it has 300,000 square miles of farmable land but only 2% is being farmed due to conflict there. The factory trains 2,000 Congolese farmers to grow high quality cocoa.

#### 4. Reading exercise

Please complete the following sentences by referring to the reading text above.

Now, observe the following conversation in which some speakers offer help to others. Identify the expressions of offering. Then perform the dialogue with your friends.

#### Example:

*If you visit Seattle, arrive with.....*

*If you visit Seattle, arrive with this list of six must-have experiences*

1. If you visit Seattle, the first thing to do is .....  
.....  
.....
2. The second thing to do is .....  
.....  
.....
3. The 'Soul of Seattle' is the name for .....because  
.....  
.....
4. ....  
.....is the third instruction to follow if you visit Seattle.
5. If I am in the San Juan Islands, I will be able to enjoy .....  
.....  
.....
6. The fourth instruction to follow is .....  
.....  
.....
7. Chihuly Garden and Glass customer service may offer a help to a guest saying  
.....  
.....
8. If you were an aircraft factory staff, what would you say to offer help for your visitors.  
What if .....  
.....
9. Two instructions to follow at the Boeing factory are .....and  
.....
10. Imagine you are visiting Lake Toba with your classmates. Your friends want to go canoeing but do not know how to do it. What would you say to help the  
.....

#### 5. Task 3

##### Writing

#### C. COLLECTING INFORMATION

**Practice:** Asking and Answering Questions

Still related to the reading text above, play the roles of the speakers in the pictures. Complete the blanks with suitable expressions.



A : What is another name  
for Seattle?

B : It is called the Emerald City.

A : What can we do at the  
Bloedel Reserve?

B : We can visit seasonal  
gardens and natural  
woodlands.

A : What can we do at the Pike Place Market?

B : We can tour .....and.....

A : .....

B : Its entire district is full of shopping, attraction and sights.

A : .....?

B : The area's festival of sounds, tastes and smells.

A : .....Chihuly Garden and Glass?

B : It is a premier destination for arts, entertainment and  
favorite sights.

A : .....at Chihuly Garden and Glass?

B : The Space Needle and Pacific Science Center.

A : Where.....?

B : At the Boeing factory  
in Mukilteo.

A : .....?

B : Explore the dynamics  
of flights and experience  
new aviation innovation.

A : .....for a  
sweet treat?

B : Tour the Theo Chocolate  
factory in Freemont.

A : .....?

B : The mission of the  
chocolate factory is to  
create change in the  
Democratic Republic of  
Congo (DRC).

#### 6. Task 4

##### Speaking

*Practice the dialogue in the task 3 in front of the class with your partner.*



## 7. Grammar Focus

### 1. Pengertian Conditional Sentence Type 1

Conditional sentence type 1 digunakan untuk menyatakan kemungkinan yang terjadi di masa depan jika condition-nya realistis untuk dipenuhi.

#### a. Rumus Conditional Sentence Type 1

If + Subjek + V.1, S + Will + V.1

#### b. Contoh Kalimat Conditional Sentence Type 1

If I have much money I will continue my school in abroad

Fakta: bersifat kemungkinan, probably, may be.

### 2. Pengertian Conditional Sentence Type 2

Conditional type 2 ini digunakan sebagai aplikasi kejadian masa sekarang atau present yang akan terjadi jika kondisi yang ada berbeda.

#### a. Rumus Conditional Sentence Type 2

If + Subjek + V.2/Were + S + M2 + V.1

M2 (Modal bentuk 2) : Would, could

#### b. Contoh Kalimat Conditional Sentence Type 2

If I had much money I would continue my school in abroad

Fact: I don't have money

Fakta: berkebalikan dengan pernyataan memakai prediket **present**

### 3. Pengertian Conditional Sentence Type 3

Merupakan aplikasi kejadian masa lampau atau simple past tense, kejadian yang harus sudah dipenuhi di masa lalu. Terkadang, di masa lampau kita mempunyai keinginan yang tidak dapat kita wujudkan. Lalu kita ingin bercerita kepada teman atau orang lain.

#### a. Rumus Conditional Sentence Type 3

If + Subjek + Had + V3 + S + M.2 + Have + V.3

#### b. Contoh Kalimat Conditional Sentence Type 3

If I had had much money I would have continued my school in abroad

Fact: I didn't have much money

Fakta: berkebalikan dengan pernyataan prediket di ganti dengan **past tense**

- Dengan belajar Conditional Sentence kita tahu bagaimana cara membuat kalimat pengandaian dalam bahasa Inggris, pengandaian di waktu lampau, sekarang atau akan datang tinggal di sesuaikan saja dengan conditional sentence type 1,2,3.

## 8. Task 5

### Grammar Exercise

1. Use the words in the parentheses (.....) and complete the conversation given below:

Did you read the news about the person who won 150 million dollars in the lottery? If I

(win) \_\_\_\_\_ that much money, I (travel) \_\_\_\_\_ around Indonesia and

(stay) \_\_\_\_\_ in the most lavish hotels. If I (want) \_\_\_\_\_ anything. I

(buy) \_\_\_\_\_ it, I would buy Ferrari Sports car, my favorite. Well, I

(do) \_\_\_\_\_ good things with the money as well. If anybody (need) \_\_\_\_\_ help, I

(give) \_\_\_\_\_ them money to help them out. I (donate) \_\_\_\_\_ money to charities. I

(give) \_\_\_\_\_ money to help support programs for poor children. If I (win) \_\_\_\_\_ that much money, I wouldn't keep it all for myself. I (help) \_\_\_\_\_ as many people as possible.

2. Complete the following conditional sentences. The first one is done for you.

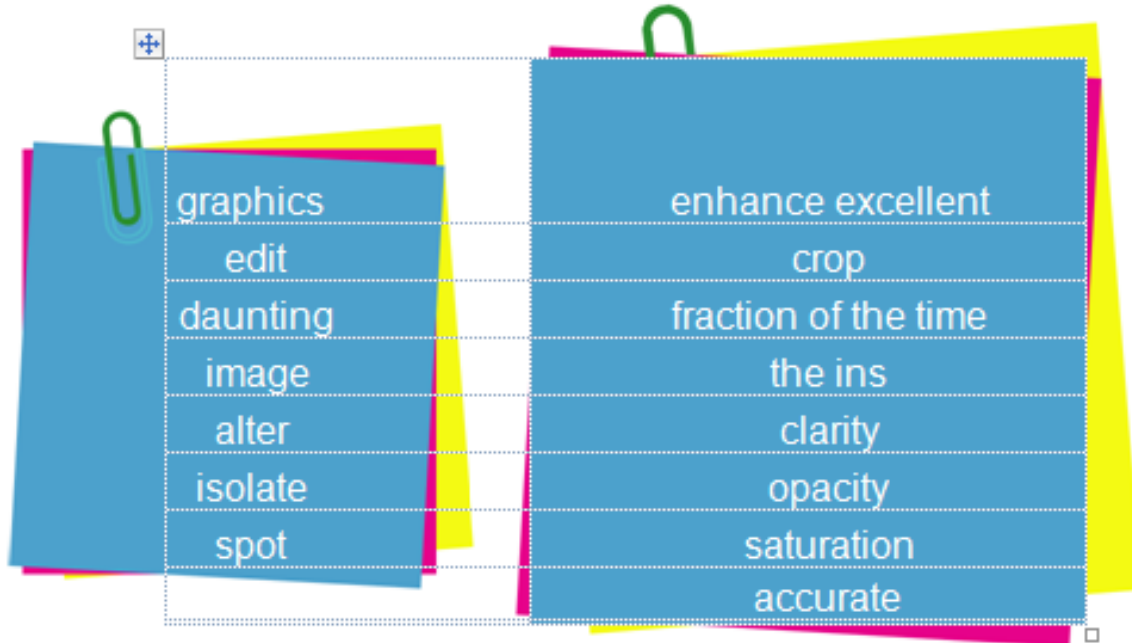
1. If I decide to go out today, I will go to my friend's house.
2. If I get a headache, I \_\_\_\_\_.
3. If I had a red sports car, \_\_\_\_\_.
4. If we had bread, cheese, tomato, we \_\_\_\_\_.
5. If I were in Australia, \_\_\_\_\_.
6. If I didn't have any homework to do, \_\_\_\_\_.
7. If it didn't rain tomorrow, we \_\_\_\_\_.
8. If I had a pet dog, \_\_\_\_\_.
9. If I had worked hard, \_\_\_\_\_.
10. If I knew her telephone number, \_\_\_\_\_.

## CHAPTER 2

### How to Use Photoshop?

#### 1. Vocabulary Builder

*Write down the synonyms of the following words. You may consult your dictionary!*



#### 2. Pronunciation Practice

*Listen and repeat after your teacher. Listen to your teacher pronouncing these words. Repeat after him/her.*

daunting : /'dɒn(t)iŋg, 'dæn(t)iŋg/

enhance : /in'hans, en'hans/

isolate : /'ɪsə, lāt/

clarity : /'klærəti/

image : /'ɪmɪdʒ/

clone : /kləʊn/

cluttered : /'klʌtəd/

crop : /'krɒp/

opacity : /əʊ'pæsiti/

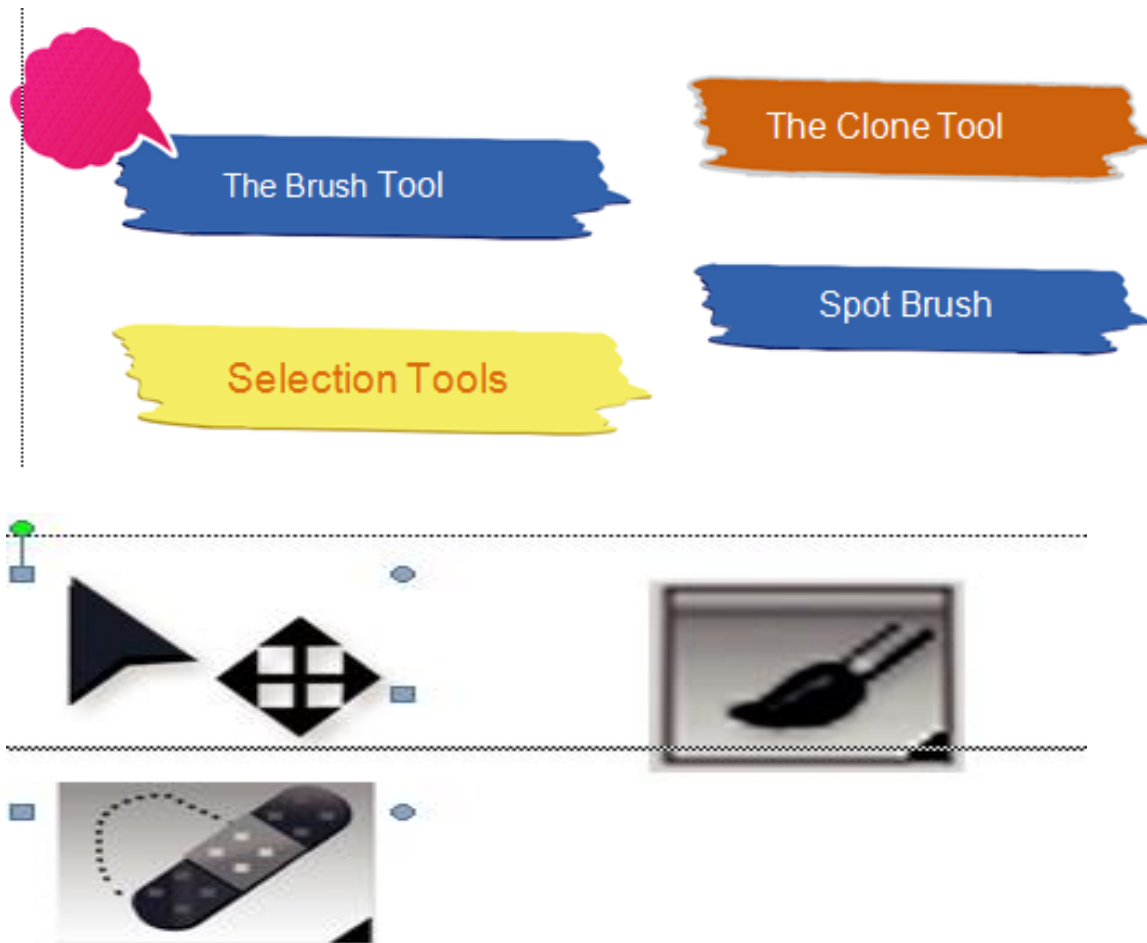
saturation : /sæ'tʃə'reɪʃən/

patchy : /pæ'tʃi/

blurred : /blɜ:d/

### 3. Match the pictures.

*You will see three groups of things: pictures, names and descriptions of Photoshop Tools. Match them.*



#### **Description:**

- These tools are ones of the most basic functions of Photoshop. They let you directly focus on one area of an image, in any shape that you wish. You can outline an area and then apply different effects to that particular area. Say you have a portrait of a person standing with a house or sky in the background. You can outline objects in rectangular areas, elliptical areas and other ways.
- This tool lets you select and alter the colors and opacity of different layers. This comes in handy when you have photos with foreground and backgrounds of different color saturation. If you saturate the full image, the foreground may come out oversaturated or vice-versa, so you want to isolate one or the other. You can use this tool over the areas that you'd like to remove in order to bring out the colors of the image to those areas alone.

- c) This is a great tool for covering out spots from your photograph. This includes such things as skin blemishes or other small spots around the photograph that you'd rather not include. This tool works great for areas where you can blur the same tone and color onto the spot you'd like to remove (like skin or sky).
- d) This tool is used to "duplicate" an area of the image. Imagine you have a photo of a view from a window and one area of the window's edge is cluttered or blurred. You can use this tool to select an area that is crisp and uncluttered, replicate it and layer it over the original area in order to repair it.

#### 4. Listening

*Listen to your teacher carefully. Now, close your book and listen to your teacher reading a text about some tools in Photoshop. While listening to your teacher, make a note on the keywords.*

- Share your note with your friend next to you
- Discuss any difficult words that you find.
- Listen again to your teacher reading the text and complete your note.

#### 5. Reading Comprehension

*Read the text carefully. Read the text about Photoshop below. In turns, read it aloud.*

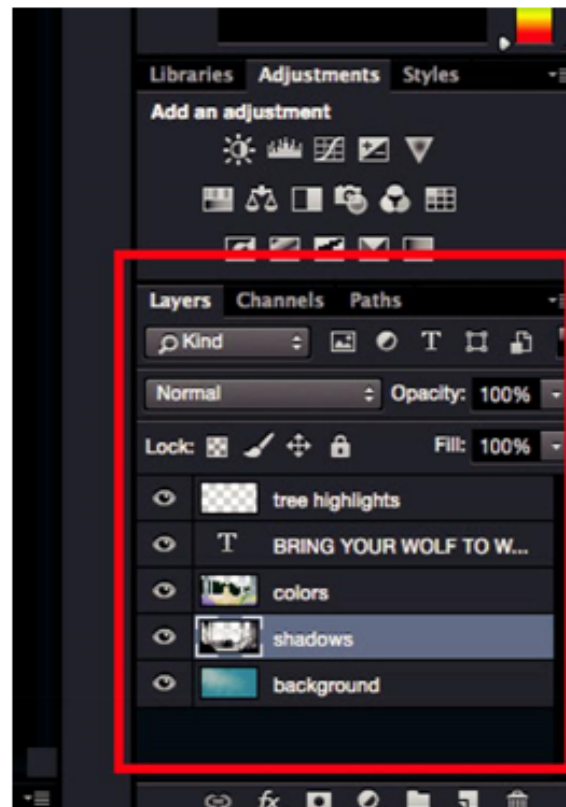
### **How to Operate Photoshop: Tutorial for Beginners**

When you open Photoshop for the first time, it's easy to click around in confusion for a minute and then reach for your freelancer's phone number instead. With a little help, you can easily teach yourself how to use it to create beautiful, compelling graphics. All it takes is an introduction to core elements. To get you started, you need to understand how the five most important Photoshop tools work. The five tools are the Layer Tool, the Color & Swatches Tool, the Custom Fonts and the Text Tool, Custom Brushes & the Brush Tool and the Crop Tool.

& Swatches Tool, the Custom Fonts and the Text Tool, Custom Brushes & the Brush Tool and the Crop Tool.

First, recognize how a layer tool works. A layer can be used for an image, text, brush strokes, background colors, patterns, and filters. Layers are by far the most important element of Photoshop. Always name your layers. Keeping them organized will help keep you sane, especially if you find yourself working on a project with a large number of layers.

With layers, you can select, add, delete, and duplicate them. You can also



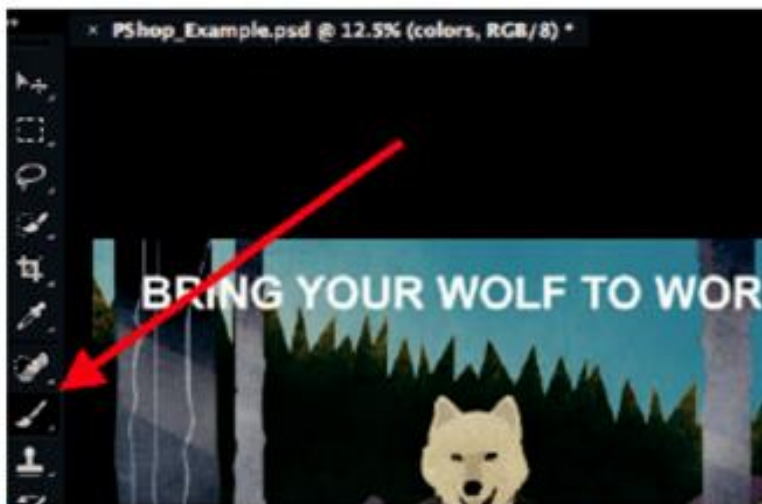
do all sorts of cool things, such as, making animated pictures.

Then, make sure you know how the Color & Swatches Tool operates. The tool lets you use, modify, copy, and save custom colors for your content. It has

powerful features that will keep your visual content vibrant and unify your color schemes. To create your own custom color, open the Color Picker by double-clicking on the top box either in the Color module, or in that menu on the left. Then, you'll see a vertical spectrum of

color with a slider on it, which you can adjust to create your own custom color.

Third, change texts using the Custom Fonts and the Text Tool. The Text tool lets you add custom fonts to



go.

Fourth, to achieve a number of different visual effects, change the size, shape, and transparency of your brush strokes using Custom Brushes & the Brush Tool. Once you click the Brush tool



of the crop box

## 6. Reading Task

*Summarize the text above into the structure below:*

Title :

List of Materials :

How to operate :

First, ...

Second, ....

7. Writing task.

*Make a procedure text of using thing/software. Add the picture related to the thing/software. Make it in a poster!*

8. Speaking task.

*Practice the procedure text based on the writing task above!*



## Chapter 3

### Let's Make a Better World for All

#### 1. Vocabulary Builder

*Match the meaning. Read the following list of words and their meaning. Check whether the words on the left match their meanings on the right. Identify two words which do not match their meanings. Correct them. Discuss your work with your chair-mate.*

1. sorrow	a. polite and pleasant
2. bliss	b. perfect happiness or enjoyment
3. dread	c. to feel worried about something that is going to happen or may happen
4. conceive	d. imagine a particular situation that is going to happen or may happen
5. grace	e. a feeling of great sadness
6. strangle	f. to limit the growth or development of something
7. crucify	g. to kill someone by crucifying them to a cross
8. glow	h. a soft steady light
9. plain	i. very clear and easy to understand
10. entire	j. all of a group, period of time, amount, etc.

#### 2. Brainstorming

*Have a brainstorm with your partner. Now, you are going to listen to a song, titled Heal the World. From the title brainstorm any possibility on what the song is about with your partner. The followings are some of the possible themes. Add the list with your own.*

love between a man and a woman	solving world problem
epidemic diseases	giving sympathy
environmental problem	humanity disaster
building friendship	helping each other
caring for other people	creating world solidarity
making peace together	.....
wars	.....
famine	.....
hatred	.....

### 3. Listening

Fill the song blanks. The following are some parts of the song lyrics. Listen again to the song carefully and fill in the gapped parts.

HEAL THE WORLD	
There's A Place In Your Heart And I Know That It Is Love And This Place Could Be Much _____ Than Tomorrow And If You Really Try You'll Find There's No Need To Cry In This Place You'll Feel	If We Try We Shall See In This _____ We Cannot Feel Fear Or _____ We Stop Existing And Start Living Then It Feels That Always Love's Enough For

If You _____ Enough	Make It A Better Place
For The Living	For You And For Me
Make A Little Space	And The _____
Make A Better Place...	Human Race
_____ The World	There Are People Dying
Make It A Better Place	If You Care Enough
For You And For Me	For The Living
And The _____ Human	Make A Better Place
Race	For You And For Me
There Are People Dying	And The Dream We Were
If You Care Enough	_____ In
For The Living	Will Reveal A Joyful Face
Make A Better Place	And The World We
For You And For Me	Once Believed In
	Will Shine Again In Grace
If You Want To Know	Then Why Do We Keep
Why	_____ Life
There's A Love That	Wound This Earth
Cannot Lie	_____ Its Soul
Love Is Strong	Though It's _____
It Only Cares For	To See
_____ Giving	This World Is Heavenly
	Be God's _____
	Taken from: <a href="http://www.azlyric.com">www.azlyric.com</a>

4. Writing

*Read about the lyric of the song. Write you interpretation about the song.*

5. Speaking

*Tell to your classmate about the interpretation of the song. Use your feelings.*

## References

Buku Siswa Bahasa Inggris Kelas XII Kurikulum 2013

Buku Guru Bahasa Inggris Kelas XII Kurikulum 2013

Doddy, A., Sugeng, A., dan Effendi. 2008. Developing English Competencies for Senior High School (SMA/MA).  
Bandung : Grafindo Meid Pratama

Priyana, J., Mahfitra, E., D., dan Muhammad, Z., A. 2008. Interlanguage: English for Senior High School Students  
XII. Jakarta : Grasindo