

Plasma Nutfah

Volume III Nomor 1 Tahun 1998

-
- 1 **Penekanan Masalah Penguningan pada Daun Pulai**
Ragapadmi Purnamaningsih, I. Mariska, E. Gati, dan S. Rahayu
-
- 8 **Galur Padi Gogo Tahan Hama Lalat Bibit**
H. Siregar, Erwina L., dan Murdani D.
-
- 12 **Qualitative and Quantitative Traits on Soybean Germplasm**
Yayuk Aneka Bety
-
- 21 **Fenotipe Plasma Nutfah Ubi Kayu**
Nani Zuraida, Minantyorini, dan A. Dimiyati
-
- 28 **Morfologi dan Kualitas Umbi Plasma Nutfah Ubi Jalar**
Minantyorini, Nani Zuraida, dan Hendi Supriyadi
-
- 34 **Pengelolaan dan Pemanfaatan Plasma Nutfah Kacang Hijau**
Lukman Hakim
-
- 41 **Pengelompokan Plasma Nutfah Sorgum**
Sutoro dan Hadiatmi
-
- 46 **Biologi Domba Ekor Tipis Lokal**
B. Tiesnanmurti, Subandriyo, B. Sudaryanto, A. Suparyanto dan S.W. Handayani
-



Komisi Nasional Plasma Nutfah
Departemen Pertanian

Plasma Nutfah

Volume III Nomor 1 Tahun 1998

Penanggung Jawab
Ketua Komisi Nasional Plasma Nutfah

Dewan Redaksi

Ketua:

Surahmat Kusumo

Anggota:

Kusuma Diwyanto

Soegiyono Molyopawiro

Johanes Widodo

Alimin Djisbar

Redaksi Pelaksana

M. Hadad, E.A.

L. Hakim

Agus Iqbal

Alamat Redaksi

Sekretariat Ketua Komisi Nasional Plasma Nutfah

Jalan Merdeka 147 Bogor 16111

Telepon./Faksimili: (0251) 327031

Pengantar

Sebagai salah satu publikasi ilmiah yang relatif baru, *Plasma Nutfah* terasa masih memiliki kekurangan, baik dari segi *content* dan *performance* maupun frekuensi terbit. Menyadari akan hal itu, redaksi *Plasma Nutfah* senantiasa berupaya melakukan perbaikan di sana sini.

Kontinuitas terbit publikasi ini tergantung kepada partisipasi para peneliti mengirimkan naskahnya ke redaksi. Sementara itu, kualifikasi *Plasma Nutfah* berkaitan erat dengan kualitas naskah yang dimuat di dalamnya. Oleh karena itu, untuk dapat terbit secara teratur dengan materi yang semakin berbobot maka publikasi ini tentu memerlukan perhatian yang lebih besar dari semua unsur terkait, termasuk penyumbang naskah. *Panduan Penulisan Makalah* yang disajikan di halaman paling akhir *Plasma Nutfah* seyogianya perlu diacu dalam penulisan naskah yang akan dikirimkan ke redaksi.

Dalam nomor ini, *Plasma Nutfah* terbit dengan delapan naskah. Beberapa naskah lainnya yang telah masuk ke redaksi akan diterbitkan dalam nomor berikutnya, tergantung pada kelayakan terbitnya. Naskah yang lain tetap ditunggu redaksi untuk diterbitkan di media publikasi ini. Terima kasih.

Dewan Redaksi

Plasma Nutfah diterbitkan oleh Komisi Nasional Plasma Nutfah, Departemen Pertanian. Memuat hasil penelitian dan tinjauan ilmiah tentang eksplorasi, karakterisasi, evaluasi, pemanfaatan, dan pelestarian plasma nutfah tumbuhan, hewan, dan mikroba, buletin ini diterbitkan secara berkala, dua kali setahun.

Plasma Nutfah

Volume III Nomor 1 Tahun 1998

Daftar Isi

Proliferasi Tunas dan Penekanan Masalah <u>Penguningan Daun</u> sebagai Usaha Pelestarian Tumbuhan Pulai	1
<i>Ragapadmi Purnamaningsih, I. Mariska, E. Gati, dan S. Rahayu</i>	
Skrining Galur-galur <u>Padi Gogo</u> untuk Ketahanan terhadap Hama Lalat Bibit	8
<i>H. Siregar, Erwina L., dan Murdani D.</i>	
Characteristics of Some Qualitative and Quantitative Traits on Soybean Germplasm Collection	12
<i>Yayuk Aneka Bety</i>	
Keragaman Sifat Fenotipe Plasma Nutfah <u>Ubi Kayu</u>	21
<i>Nani Zuraida, Minantyorini, dan A. Dimiyati</i>	
Distribusi Sifat-sifat Morfologis dan Kualitas <u>Umbi Plasma Nutfah Ubi Jalar</u>	28
<i>Minantyorini, Nani Zuraida, dan Hendi Supriyadi</i>	
Pengelolaan dan Pemanfaatan Plasma Nutfah <u>Kacang Hijau</u>	34
<i>Lukman Hakim</i>	
Pengelompokan Plasma Nutfah <u>Sorgum</u> Berdasarkan Ciri Morfologi Malai	41
<i>Sutoro dan Hadiatmi</i>	
Keragaan Biologi <u>Domba Ekor Tipis Lokal</u> di Jawa Barat dan Sumatera Utara	46
<i>B. Tiesnanmurti, Subandriyo, B. Sudaryanto, A. Suparyanto dan S.W. Handayani</i>	



**Komisi Nasional Plasma Nutfah
Departemen Pertanian**

Characteristics of Some Qualitative and Quantitative Traits on Soybean Germplasm Collection

Yayuk Aneka Bety

Balai Penelitian Kacang-kacangan dan Umbi-umbian

ABSTRAK

Karakteristik Sifat Kualitatif dan Kuantitatif Koleksi Plasma Nutfah Kedelai. Karakterisasi dan rejuvinasi genotipe kedelai koleksi plasma nutfah dimaksudkan untuk mengetahui dan meluruskan identitas genotipe apabila terjadi penyimpangan dan melakukan pembaharuan benih. Penelitian mencakup 115 genotipe kedelai dari koleksi plasma nutfah Balitkabi (Balai Penelitian Kacang-kacangan dan Umbi-umbian), dilaksanakan di Inlitkabi Kendalpayak pada MK 1995. Tiap genotipe ditanam 1 baris panjang 5 m dengan jarak tanam 10 cm dalam baris dan 80 cm antarbaris, 1 tanaman/rumpun, tanpa ulangan. Tanaman dipupuk dengan 50 kg urea, 75 kg TSP dan 75 kg KCl/ha pada waktu tanam. Hasil penelitian menunjukkan, untuk sifat kualitatif semua genotipe yang diuji bertipe tumbuh determinate, 87% mempunyai hipokotil berwarna ungu dan 13% berwarna hijau, 90% memiliki warna bunga ungu dan yang lainnya berwarna putih. Warna biji bervariasi dari kuning, hijau, hitam hingga campuran kuning dan hijau. Warna polong masak didominasi oleh warna coklat dan sisanya kuning. Sebanyak 61% genotipe yang memiliki umur masak antara genjah dan sedang berkisar antara 76-93 hari dengan rata-rata 84 hari. Umur berbunga berkisar 37-53 hari dengan rata-rata 46 hari. Tinggi tanaman cukup beragam, 27,4-70,8 cm dengan rata-rata 46,7 cm. Ukuran biji umumnya kecil dengan berat 100 biji 4,5-12,4 g, rata-rata 6,8 g. Potensi hasil genotipe yang diuji cukup beragam, 7,6-20,5 g dengan rata-rata 7,6 g/tanaman. Dari evaluasi baku dapat disimpulkan bahwa contoh genotipe kedelai dari koleksi plasma nutfah Balitkabi masih memiliki karakteristik yang tidak berubah, dan berpotensi sebagai bahan pembentukan varietas unggul kedelai umur genjah, tanaman pendek, dan ukuran biji kecil hingga sedang.

Kata kunci : Kedelai, karakterisasi, rejuvinasi, koleksi plasma nutfah

ABSTRACT

Characteristics of Some Qualitative and Quantitative Traits on Soybean Germplasm Collection. Characterization and rejuvenation was aimed to identify the new collection and to recharacterized the old collection, and to produce new seed. Soybean seed of 115 genotypes were taken from RILET (Riset Institute of Legume and Tuber Crops) germplasm collection. The experiment was carried out in Kendalpayak sub station during dry season of 1995. Each line was planted at a 5 m row with planting distance of 10 cm in the row and 80 cm between rows, 1 plant/hole. The plants were fertilized with 50 kg/ha of urea, 75 kg/ha of TSP, and 75 kg/ha of KCl as basal fertilization. Result of the experiment showed that all lines were

determine, 87% had purple hypocotyl and 13% green hypocotyl, 90% had purple flower and 10% white flower. Seed color varied from yellow, green, black, and yellowish green. The color of matured pods was mostly brown and the rest was yellow. Sixty one percent of lines were early and moderate maturing lines with the days to maturity and flowering ranging from 76 to 93 days (average 84 days) and 37 to 53 days (average 46 days) respectively. Plant height ranging from 27.4-71.8 cm with average of 46.7 cm. The lines tested mostly had small seed size with 100 seed weight ranging from 4.5 to 12.4 g (average 6.8 g). The seed weight per plant ranging from 7.6 to 20.5 g (average 7.6 g/plant). We concluded that characteristic of soybean lines of RILET germplasm collection did not change and it was suitable as gene sources of short maturity, short plant, and small to intermediate seed size.

Key words : Soybean, characterization, rejuvenation, germplasm collection.

INTRODUCTION

Identification of some soybean genotypes of RILET germplasm collection was carried out upon qualitative and quantitative traits. The qualitative traits such as plant type, flower color, hypocotyl color, and seed color were very important as identifying mark of a genotype. According to IBPBR (1983), the basic identifying mark of soybean genotypes were plant type, flower color, and seed color.

Characterization might be carried out by means of in situ and ex situ characterization. In situ was aimed to counter the environment effect in order germplasm in time with the changing environment (Valkoun and Damaina, 1994) and considered less expensive (Bush, 1991). Ex situ conservation, however, is very common to be used yet, it need simpler facility and equipment. Lately, biotechnology are becoming popular to practise by using RAPD markers (Jianhua *et al.*, 1996) and RFLP methods (Kawase, 1994).

Characterization was mostly stressed on the new collection, however, as many old genotypes loss their viability and the discription was deviated from the previous characters, the activity then was more focussed

on tracing the genetic identity of those genotypes. Incorrect description, might result from improper handling, natural crossing, and mutation, was easily distinguished based on the qualitative traits where less affected by environment than the quantitative traits. The useful quantitative traits often used as identifying marks of the genotypes indicated by days to flowering, days to maturity, and seed size.

The experiment was carried out to characterize and to rejuvenate some soybean genotypes of RILET germplasm collection based on the qualitative traits such as plant type, hypocotyl color, flower color, matured pod color, and seed color, and the quantitative traits such as days to flowering, days to maturity, plant height, seed size, and yield per plant.

MATERIALS AND METHODS

One hundred and fifteen genotypes of soybean taken from RILET germplasm collection were recharacterized at Kendalpayak Experimental Station during Dry Season 1995. Each genotype was planted in a 5 m long single row. Plant distance was 10 cm within row and 80 cm between rows, 2 seeds per hole, without

Table 1. The characteristic and frequencies of qualitative traits of 115 genotypes of soybean. Kendalpayak, Dry Season, 1995.

Characteristics	Frequencies	Percentage
Plant type:		
determinate	115	100
Hypocotyl:		
purple	100	87
green	15	13
Flower color:		
purple	111	90
white	14	10
Matured pod color:		
brown	110	96
yellow	5	5
Seed color:		
yellow	38	33
green	37	32
black	25	22
yellow/green	5	4
green/yellow	10	9

replication. Later, the plants were thinned into 50 plants per row. Fertilizers of 50 kg urea, 75 kg TSP, and 75 kg KCl were applied as basal fertilization. Weeding was intensively done since the plants were 15 days old. Irrigation was applied two or three times. Harvesting was conducted for three times based on the days to maturity. The qualitative traits as the primary identifying mark were observed upon plant type, hypocotyl color, flower color, seed color, and matured pod color. While the quantitative traits observed were days to flowering, days to maturity, plant height, 100 seed weight, and dry seed weight per plant.

Mean, range, phenotypic variance, slope, and curtosis were calculated to figure out the distribution of the population studied. Correlation between days to maturity, days to flowering plant height, and 100 seed weight to dry seed weight per plant was also calculated to study how far these parameters affect the yield.

RESULT AND DISCUSSION

The Qualitative Traits

The soybean population studied had low variability in all traits, except seed color (Figure 1-5). All genotypes were determinate, 87% had purple hypocotyl, and 13% had green hypocotyl. The genotypes were comprised of 90% with purple flower, and 10% with white flower, 96% brown, and 4% yellow pod color. For the seed coated color trait, 33% of the genotypes were yellow, 32% green, 22% black, and 13% were mixed of yellow and green (Table 1). Seed color was presumed have some relation with the resistance to seed deterioration during storage. The black coated soybean lines exhibited the best storability (Nugraha *et al.*, 1991).

The Quantitative Traits

Days to flowering were varied from 37 to 54 days with the average of 46 days (Table 2), and distributed in a positively skewed distribution curve (Figure 6). The curve explained that mostly genotypes were short and intermediate maturity. Sixty nine genotypes or 60% of the population reached the days to flowering ranged from 37 to 48 days. The curve of both days to maturity

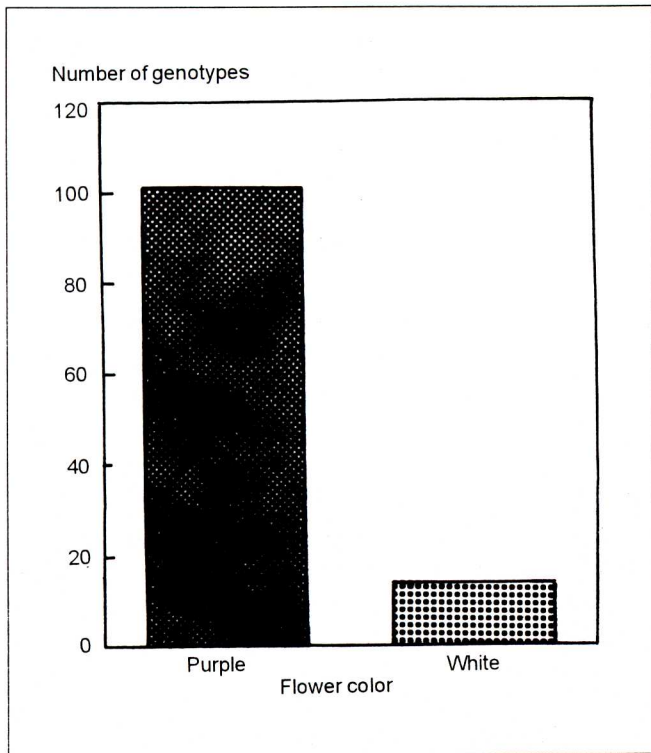


Figure 1. Flower color of 115 genotypes of soybean. Kendalpayak, Dry Season, 1995.

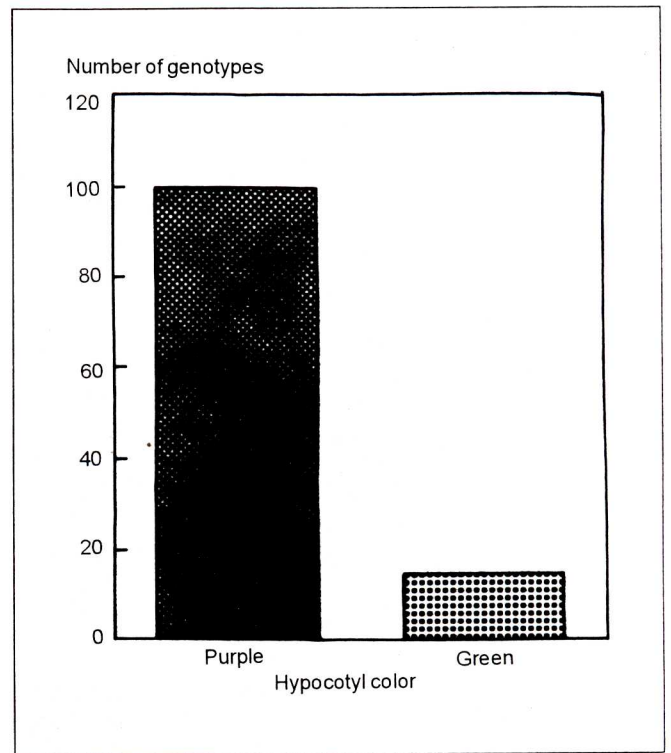


Figure 2. Hypocotyl color of 115 genotypes of soybean. Kendalpayak, Dry Season, 1995.

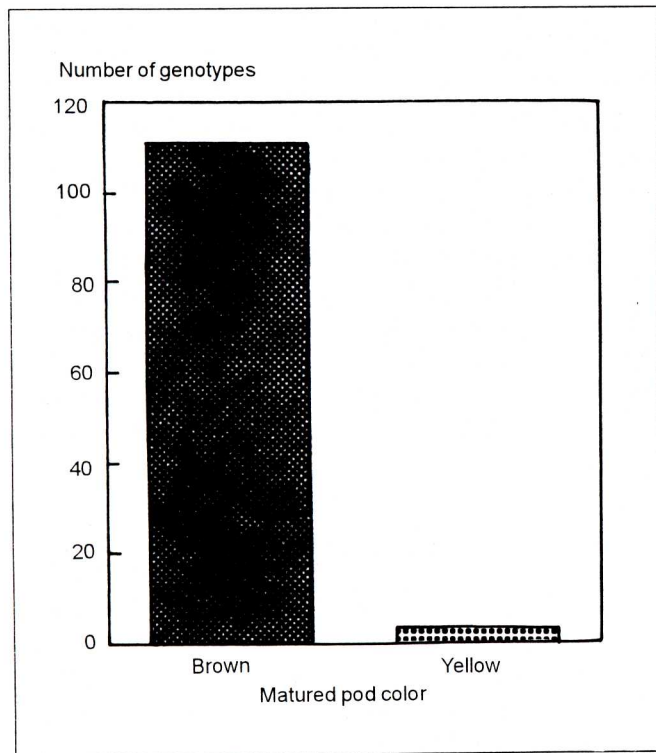


Figure 3. Matured pod color of 115 genotypes of soybean. Kendalpayak, Dry Season, 1995.

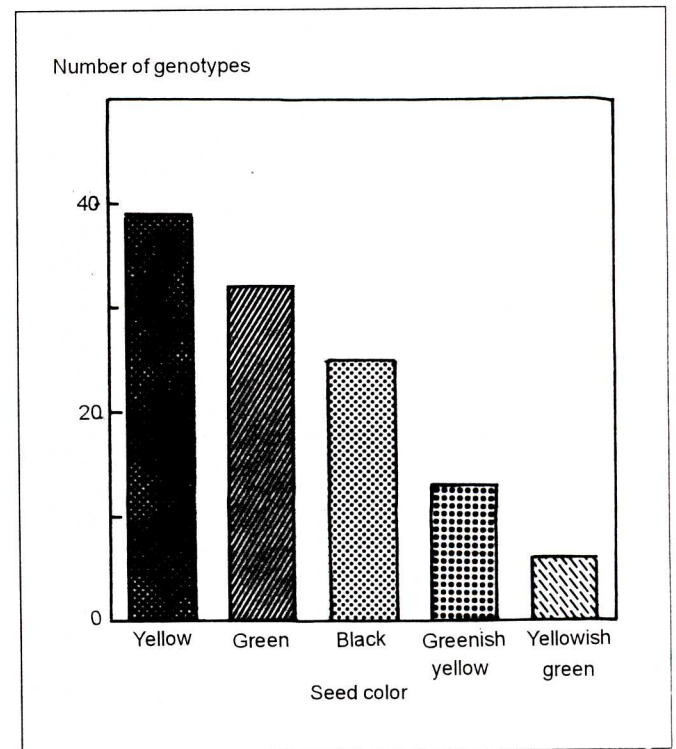


Figure 4. Seed color of 115 genotypes of soybean. Kendalpayak, Dry Season, 1995.

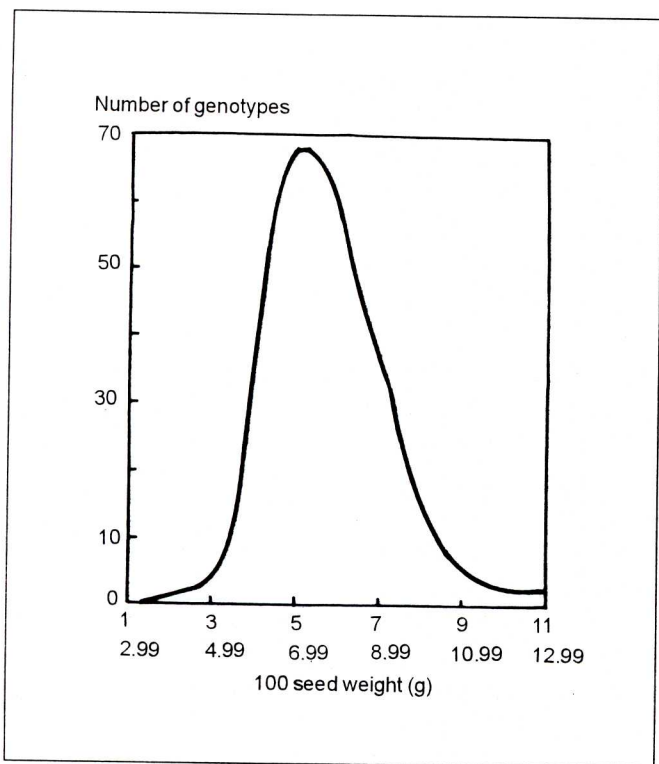


Figure 5. Plant type of 115 genotypes of soybean. Kendalpayak, Dry Season, 1995.

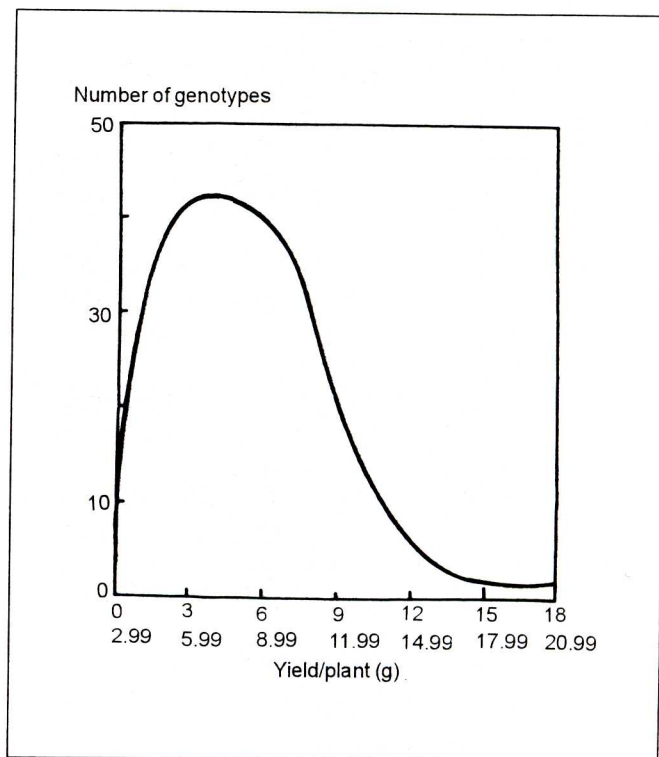


Figure 6. Days to flowering of 115 genotypes of soybean. Kendalpayak, Dry Season, 1995.

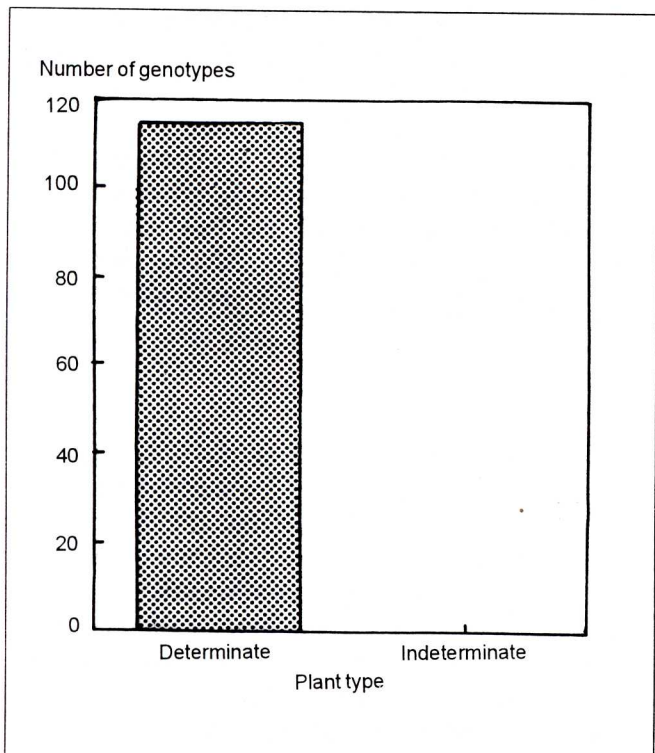


Figure 7. Days to maturity of 115 genotypes of soybean. Kendalpayak, Dry Season, 1995.

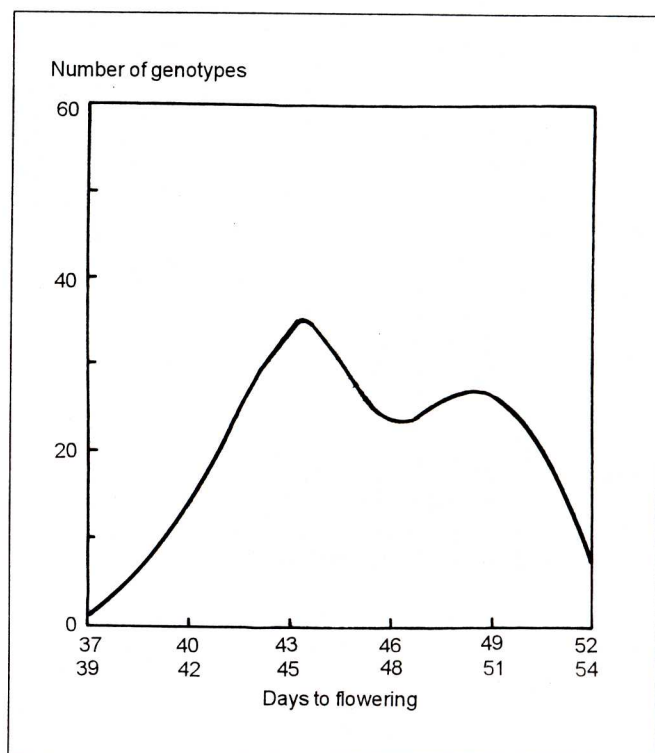


Figure 8. Plant height of 115 genotypes of soybean. Kendalpayak, Dry Season, 1995.

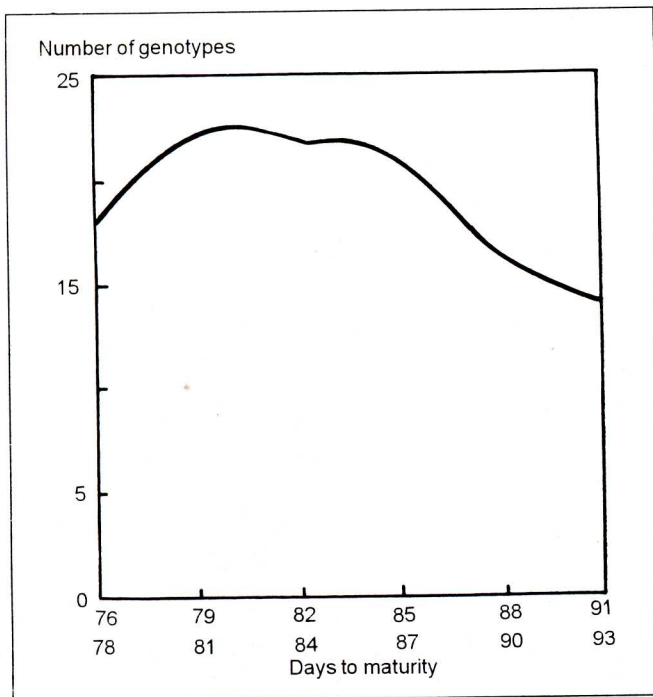


Figure 9. One hundred seed weight of 115 genotypes of soybean. Kendalpayak, Dry Season, 1995.

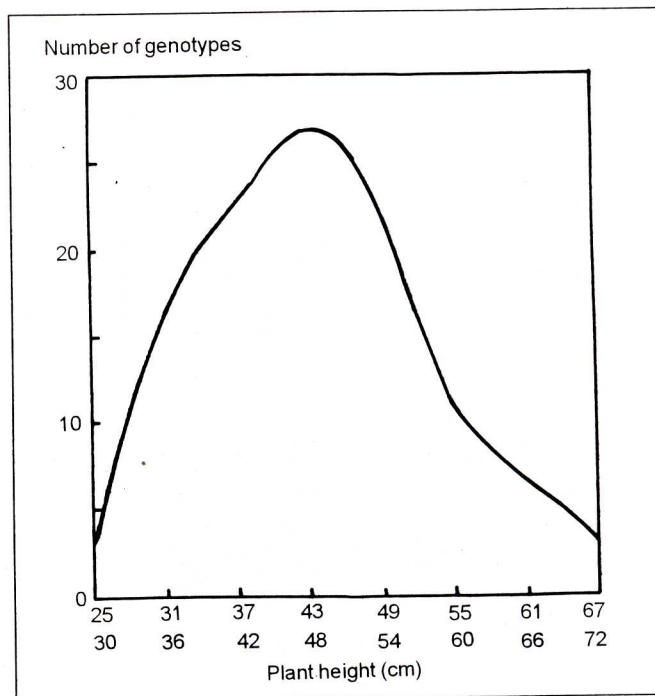


Figure 10. Yield per plant of 115 genotypes of soybean. Kendalpayak, Dry Season, 1995.

Table 2. Mean, range, phenotypic variance, slope, and curtosis of some quantitative traits of 115 genotypes of soybean. Kendalpayak, Dry Season 1995.

Traits	Mean	Range	Phenotypic variance	Slope	Curtosis
Days to flowering (days)	46.4	37.0-53.0	12.34	0.04	-1.20**
Days to maturity (days)	83.7	76.0-93.0	24.40	0.19	-1.15**
Plant height (cm)	46.7	27.4-71.8	89.18	0.35*	-0.24
100 seed weight (g)	6.8	4.5-12.4	1.94	1.11**	1.98**
Yield/plant (g)	7.8	3.3-20.5	11.48	1.25**	2.48**

**Significantly different at 1%

* Significantly different at 5%

Table 3. Correlation between days to flowering, days to maturity, plant height, and 100 seed weight with yield per plant of 115 genotypes of soybean. Kendalpayak, Dry Season 1995.

	Correlation value
Days to flowering	0.55**
Days to maturity	0.60**
Plant height	0.40**
100 seed weight	-0.19*

**Significantly different at 1%

* Significantly different at 5%

and plant height were positive and platykurtic (Figure 7, 8). In the other hand, the curves for seed size and yield per plant were positive and leptokurtic (Figure 9, 10). It revealed that the genotypes studied were dominated with the short maturity, short plant height, small seed, and low yield potential genotypes. There were six short maturity genotypes with the days to flowering varied from 37 to 42 days, namely MLG 3013, MLG 3037, MLG 2759, MLG 3070, and MLG 2857 (Table 4). Days to flowering and days to maturity were important traits for breeding program especially for rust resistance. Days to maturity

and days to flowering were the most considered traits, especially in searching the parent as a source of rust resistance (Shanmugasundaram and Toung, 1982). Furthermore, other researcher stated that the pattern of plant development involving days to maturity and days to flowering influenced degree of resistance of the genotypes. This was due to rust was intensively attacked during generative phase of the plants (Tschanz and Tsai, 1982).

Days to flowering was significantly correlated with yield per plant indicated that the extend of days to flowering followed by the increase of yield per plant (Table 3). Days to maturity of the genotypes varied from 76 to 93 days with the average of 84 days (Table 2). There were 73 genotypes with the days to maturity less than 84 days and 52 genotypes longer than 84 days (Table 4). In this population, it was found that less days to flowering genotypes more than less days to maturity genotypes. It explained that some genotypes completed vegetative phase longer than that of other genotypes. Omar (1983) stated that days to maturity and days to flowering were important characters which might influenced planting pattern and plant index.

Plant height was the most varied character in this population ranged from 27.4 to 70.8 cm with the average of 46.7 cm (Table 2). The distribution of plant height value in this population was fit on the positive curve (Figure 8) meaning that more genotypes having short plant height. Fourty six percent of the genotypes were shorter than 46.7 cm. In addition, plant height was significant and positively correlated with yield although not so closed (Table 3).

Seed size measured by means of 100 seed weight was distributed fitting on the positive curve (Figure 9) indicated that a larger number of genotypes had small size. The range of 100 hundred seed weight was 4.5 to 12.4 g with average of 6.8 g (Table 2). The distribution of the seed size in this population was 73% of the genotypes having 100 seed weight smaller than 7.5 g and 27% of them ranged from 7.5 to 11.4 g. As Ramsen *et al.* (1984) investigated, we found that in this population the seed size was not closely correlated with the yield (Table 3).

The yield which was estimated from dry seed weight per plant ranged from 7.6 to 20.5 g (Table 1). The yield of 68% of the genotypes was smaller than the average (7.6 g). There were four genotypes yielding much higher

than the average, namely MLG 2876, MLG 2818, MLG 2831, and MLG 2684 (Appendix 1).

The most prospective genotype, MLG 2876 gave the highest yield of 20.5 g per plant, and has small seed size, short plant, long maturity, and green seed. Green seed, however, was not suitable with farmer and consumers preferences. MLG 2876 might be valuable as genetic sources for high yielding variety.

CONCLUSSION AND SUGGESTION

1. The distribution of some quantitative traits in this population such as seed size and yield were fit on the positive-leptokurtic curve. In the other hand, the days to maturity, the days to flowering, and the plant height was fit on the positive-platikurtic curve.
2. The population was suitable to develop the short maturity, small seed size, and short plant varieties of soybean.
3. Characterization, evaluation, and rejuvenation absolutely need sufficient cost, power, and facilities. However, those activities recently were considered as non-research and non-budged activities. This regulation will be a serious constraint to develop germplasms research activities.

ACKNOWLEDGEMENT

Thanks are dew to Mr. Nuraedi and Mr. Imam for his assistance in the accomplishment of this research.

REFERENCES

- Bush, S.B. 1991. A farmer-based approach to conserving crop germplasm. *Economic Botany* 45: 153-165.
- IBPGR. 1983. Genetic resources of soybean. International Board for Plant Genetic Resources Working Groups on the Resources. Working Groups on the Resources of Glycines Species. Report. Rome, Italy. 19p.
- Jinhua, Z., McDonald, M.B., and P.M. Sweeney. 1996. Soybean cultivar identification using RAPD. *Seed Sci. & Technol.* 24: 589-592.
- Kawase, M. 1994. Genetic differentiation of Asian cultivated rice as revealed by RLFP analysis. *JIRCAS International Symposium Series* 2: 81-87.

- Nugraha, U.S., Sujadi, and Sumarno. 1991. Evaluation on seed storability of soybean genotypes. *Indonesian J. Crop Sci.* 6: 1-10.
- Omar, O.H. 1983. Early maturity soybean for intensive cropping systems. *In: Shanmuhasundaram dan E.W. Sulzberger.* 1985. Soybean in tropical and subtropical cropping systems. Proc. in Symposium. Tsukuba, Japan.
- Shammugasundaram, S. and T.S. Toung. 1982. Field screening for soybean rust resistance. *Soybean Rust Newsletter.* 5: 27-30.
- Ramsens, E.L., Quisenberry, V.L., Wallace, S.U., and J.M. Plamer. 1984. Yield and yield components of 'Braxton' soybeans as influenced by irrigation and intra row spacing. *Agron. J.* 76: 442-446.
- Tschanz, A.T. and B.Y. Tsai. 1982. Effect of maturity on soybean rust developments. *Soybean Rust Newsletter* 5: 38-41.
- Valkoun, J. and A.B. Damania. 1994. Methodologies for in situ coservation plant genetic resources. *JIRCAS International Symposium Series 2:* 168-173.

Appendix 1. Qualitative and quantitative traits of 115 genotypes of soybean of RILET germplasm collection. Kendalpayak, Dry Season 1995.

Genotypes	Flowering (days)	Maturity (days)	Plant height (cm)	100s weight (g)	Yield/plant (g)	Hypocotyl color	Plant type	Flower color	Pod color	Seed color
MLG2521	50	93	56.8	5.7	14.2	P	D	P	B	Y
MLG2535	50	87	50.4	7.9	3.7	P	D	P	B	Y
MLG2547	50	86	53.4	6.9	8.4	P	D	P	B	Y
MLG2550	49	85	46.4	7	8.0	P	D	P	B	G/Y
MLG2551	50	85	51	8.7	9.0	G	D	W	B	Y/G
MLG2552	50	93	52.4	10.4	8.1	G	D	W	B	Y
MLG2553	43	77	40.2	5.24	5.7	P	D	P	B	G
MLG2556	44	85	41.4	8	6.0	P	D	P	B	G/Y
MLG2563	50	91	51.8	5.9	9.0	P	D	P	B	G
MLG2509	47	79	39.6	7.6	6.5	P	D	P	B	B
MLG2524	50	85	51.8	5.9	7.2	P	D	P	B	G
MLG2535	50	92	50.6	7.61	6.5	P	D	P	B	G
MLG2624	44	79	48.2	8.7	8.5	G	D	P	B	Y
MLG2633	46	77	39.4	6.74	5.3	P	D	P	B	Y/G
MLG2650	50	93	50.4	8.52	10.3	P	D	P	B	B
MLG2665	50	89	64.8	5.7	6.4	P	D	P	B	Y
MLG2680	49	85	57.4	6.42	15.9	P	D	P	B	G
MLG2681	53	88	67.6	5.2	11.6	P	D	P	B	G/Y
MLG2684	52	90	70.6	6.6	12.6	P	D	P	B	G
MLG2690	49	86	51.2	5.1	10.5	P	D	P	B	B
MLG2620	50	86	62.6	6.2	6.3	P	D	P	B	G
MLG2604	44	77	35.8	6.4	4.0	P	D	P	B	Y
MLG2601	45	76	33.2	5.92	4.0	G	D	W	B	Y
MLG2659	50	85	48	5.9	9.4	P	D	P	B	G
MLG2624	43	79	46	10.4	5.9	G	D	W	B	Y
MLG2635	48	86	46.2	9.01	9.5	P	D	P	B	G/Y
MLG2632	44	77	37	7.33	3.8	P	D	P	Y	Y
MLG2633	47	79	40.4	7.62	12.1	P	D	P	B	Y
MLG2680	51	90	54.4	6.1	10.5	P	D	P	B	B
MLG2690	50	89	47	5.35	10.1	P	D	P	B	G/Y
MLG2681	50	91	55.8	5.42	11.1	P	D	P	B	Y/G
MLG2879	50	82	54.8	5.43	5.3	P	D	P	B	G/Y
MLG2811	50	88	47.6	6.4	11.9	P	D	P	B	G
MLG2818	50	90	40	5.2	16.7	P	D	P	B	G/Y
MLG2876	52	91	42.2	6.2	20.5	P	D	P	B	G
MLG2810	43	82	48.2	7.2	6.6	P	D	P	B	G
MLG2857	42	85	45	8.1	7.1	P	D	P	B	Y/G
MLG2899	50	87	54	6.8	5.5	P	D	P	B	Y
MLG2900	50	88	50.4	6.8	8.1	P	D	P	B	Y
MLG2856	48	89	38	11.2	8.6	P	D	P	B	Y
MLG2831	49	89	67	6.1	13.4	P	D	P	B	Y
MLG2815	51	92	46	5.6	19.5	P	D	P	B	G/Y
MLG2834	50	91	53.6	6.2	8.8	P	D	P	B	G/Y
MLG2831	50	89	64.8	5.5	13.4	G	D	W	B	Y/G
MLG2814	50	85	49	6.6	7.3	P	D	P	B	G
MLG2897	48	85	56	5.6	11.6	P	D	P	B	Y
MLG2884	47	77	48.6	6.9	6.5	P	D	P	B	G/Y
MLG2978	44	77	44.4	6.4	6.3	P	D	P	B	B
MLG2979	42	77	48.8	6.8	7.0	P	D	P	B	B
MLG3015	43	84	48.4	8.4	8.0	P	D	P	B	Y
MLG2999	44	77	43.2	6.7	8.3	P	D	P	B	B
MLG3000	44	79	35.8	7.7	8.3	G/P	D	P	Y	Y
MLG2984	45	79	40	6.6	6.3	P	D	P	B	B
MLG2983	43	77	34	5.8	5.6	P	D	P	B	B
MLG3017	45	77	29.2	6.7	6.1	P	D	P	B	B
MLG3013	37	80	35.4	8.1	6.9	P	D	W	B	Y
MLG3007	44	84	42.8	8.7	9.2	P	D	P	B	Y
MLG3037	42	83	48.6	7.3	8.4	P	D	W	B	G
MLG2992	43	79	36	9.3	1.0	P	D	P	B	Y
MLG2998	44	79	28.6	8.2	5.8	P	D	P	Y	Y
MLG3012	43	79	34.4	6.3	6.2	P	D	W	B	Y
MLG2632	41	79	34.2	6.8	2.3	P	D	P	B	Y
MLG2601	41	77	33	5.9	3.3	P	D	P	B	Y
MLG3025	45	79	36.4	6.9	4.7	P	D	P	B	B

Table 4. (continues)

Genotypes	Flowering (days)	Maturity (days)	Plant height (cm)	100s weight (g)	Yield/plant (g)	Hypocotyl color	Plant type	Flower color	Pod color	Seed color
MLG3027	45	79	33.6	6.8	4.9	P	D	P	B	B
MLG3035	44	87	42	7	7.6	P	D	W	B	Y
MLG3009	43	79	38.2	6.3	7.6	P	D	P	B	B
MLG3028	43	84	37.2	8.9	6.1	P/G	D	P	B	Y
MLG2742	44	84	27.4	12.4	3.5	P	D	P	B	Y
MLG2794	52	92	60.6	4.5	9.1	P	D	P	B	B
MLG2684	52	92	48.8	4.6	10.6	P	D	W	B	G/Y
MLG2795	51	90	63	5	8.2	P	D	P	B	G
MLG2759	44	77	39.4	5.4	5.3	P	D	P	B	G
MLG2792	50	84	50.4	5.1	4.7	P	D	P	B	G
MLG2761	43	84	36	5.5	7.6	P	D	P	B	G
MLG2763	43	79	35.6	5.7	5.7	P	D	P	B	G
MLG2765	50	84	38.2	6.7	8.0	P	D	P	B	G
MLG2767	52	92	53.4	4.8	7.0	P	D	P	B	G/Y
MLG2769	52	91	61.6	5.3	10.5	P	D	P	B	Y
MLG2775	43	87	44.2	6.6	8.8	P/G	D	P	B	Y
MLG2778	49	84	52	7.1	12.6	P	D	P	B	Y
MLG2779	43	82	53	7.3	6.2	P	D	P	B	Y
MLG2780	45	84	48.8	8.2	7.9	P	D	P	B	Y
MLG2792	52	93	70.8	7.2	11.3	P	D	P	B	G
MLG2797	44	87	49.6	8.2	11.3	P	D	P	B	Y
MLG2798	43	84	48.6	7.6	6.1	P	D	P	B	Y
MLG2760	43	82	39.8	6.5	5.3	P	D	P	B	G
MLG2759	42	81	39.6	5.5	5.2	P	D	P	B	G
MLG2758	44	82	39.8	6.1	4.4	P	D	P	B	G
MLG2757	43	79	36.2	5.4	5.5	P	D	P	B	G
MLG2755	45	82	38	4.9	4.9	P	D	P	B	G
MLG2754	43	80	48.4	5.2	4.9	P	D	P	B	G
MLG2753	44	85	43	5.3	4.5	P	D	P	B	G
MLG2750	49	84	56	8.2	10.0	P	D	P	B	Y
MLG2740	48	85	44.4	7.9	5.9	G	D	W	B	Y
MLG2739	49	85	53.2	8.1	7.5	P/G	D	P	B	Y
MLG2737	50	90	60.2	5.8	9.6	P/G	D	P	B	Y
MLG2731	43	83	53.4	6.7	5.1	P	D	P	B	B
MLG2729	47	77	31.8	8.5	4.6	P	D	P	B	B
MLG2728	43	82	56.6	7	4.2	P	D	W	B	B
MLG2723	42	88	54.8	6.7	4.8	P	D	P	B	B
MLG3035	43	84	54.6	7	4.2	P	D	P	B	G
MLG3097	50	88	83.6	5.3	0.8	P	D	P	B	G
MLG3037	42	79	43.2	7.4	4.6	G	D	P	B	G
MLG3076	42	77	40	6.2	4.5	G	D	P	B	B
MLG3074	44	79	47	6	5.3	P	D	P	B	B
MLG3069	44	78	47.2	6.6	4.3	G	D	W	B	Y
MLG3079	44	77	36	6.2	3.3	G	D	W	B	B
MLG3081	44	78	46.8	9	4.9	P/G	D	P	B	B
MLG3077	49	87	48.8	7.2	7.0	P	D	W	B	B
MLG3087	44	79	41.4	6.8	4.1	P	D	P	B	Y
MLG3080	45	79	46	5.7	4.4	G	D	W	B	B
MLG3082	43	79	36.4	8.9	5.9	P	D	P	B	B
MLG3083	47	79	36.6	8.1	4.6	P	D	P	B	B
MLG3078	51	91	51.6	6.9	8.0	P	D	W	B	G/Y

D = determinate, P = purple, W = white, B = brown, Y = yellow, G = green, B = black